

Regional Solid Waste Management Plan Volume I

Regional Solid Waste Management Plans are required by Texas Health and Safety Code (THSC), §363.062, relating to Regional Solid Waste Management Plan (RSWMP). Contents of the RSWMP are described in THSC §363.064 and in 30 Texas Administrative Code (TAC), Chapter 330, Subchapter O.

This form contains set fields for data entry. To complete an entry, click on the area where the instructions are shown and begin typing. Rows can be added or deleted in the tables as needed. The RSWMP Volume I Form was developed by the Texas Commission on Environmental Quality (TCEQ) in coordination with the Texas Association of Regional Councils. Planning organizations with questions about the form can contact the **TCEQ Business and Program Services Section** by calling 512-239-2335.

Regional Solid Waste Management Plan Volume I

Regional Organization Information

Table 1. Organization Information

Name of Council of Government	Capital Area Council of Governments
Mailing Address	6800 Burluson Road Building 310, Suite 165 Austin, TX 78744
Website	https://www.capcog.org/
Phone Number	(512)916-6000
Email Address	Kmay@capcog.org

Section I. Geographic Scope

[Ref. 30 TAC §330.645(a)(1)]

The geographic scope of the regional planning process shall be the entire planning region.

Table I.I. Geographic Scope

Names of Member Counties in the Entire Planning Region	Bastrop, Blanco, Burnet, Caldwell, Fayette, Hays, Lee, Llano, Travis, and Williamson
---	--

Section II. Plan Content

[Ref. 30 TAC §330.635(a)(2)]

A regional plan shall be the result of a planning process related to the proper management of solid waste in the planning region. The process shall include identification of overriding concerns and collection and evaluation of the data necessary to provide a written public statement of goals and objectives and actions recommended to accomplish those goals and objectives.

II.A. Regional Goals and Objectives

[Ref. 30 TAC §330.635(a)(2)(A)]

In the table, list the long-range regional goals and corresponding objectives for the proper management of solid waste in the planning region. Add rows as needed.

Table II.A. Regional Goals and Objectives

<p>Goal #1 Promote community clean-up events to provide citizens with an alternative to illegal dumping.</p>	<p>Objective 1.A. Coordinate public/private partnerships to share the cost burden and promote sponsorship.</p> <p>Objective 1.B. Educate communities on the availability of funds to provide the service and coordinate events.</p> <p>Objective 1.C. Coordinate services to communities that do not have bulky item pick-up, curbside municipal solid waste services, or that have illegal dumping issues.</p>
<p>Goal #2 Encourage a Household Hazardous Waste (HHW) collection and diversion program.</p>	<p>Objective 2.A. Coordinate public/private partnerships to share the cost burden and provide services.</p> <p>Objective 2.B. Develop sub-regional collection programs that encourage permanent reuse facilities.</p> <p>Objective 2.C. Promote more cost-efficient collection programs other than annual one-day events.</p>
<p>Goal #3 Continue and enhance current illegal dumping enforcement programs.</p>	<p>Objective 3.A. Support participation in the Regional Enforcement Task Force.</p> <p>Objective 3.B. Support all programs that aim to curtail illegal dumping.</p> <p>Objective 3.C. Provide environmental enforcement training to the entire region throughout the year.</p>

<p>Goal #4 Explore alternatives to dealing with the disposal of special wastes.</p>	<p>Objective 4.A. Reduce the amount of construction and demolition (C&D) waste and encourage recycling.</p> <p>Objective 4.B. Determine effective and efficient management of used tires and oil.</p> <p>Objective 4.C. Provide public education on electronics recycling and work with other entities on maintaining a database of reliable electronic recycling industries.</p> <p>Objective 4.D. Encourage MSW facilities to have used tire programs.</p>
<p>Goal #5 Promote public education on integrated solid waste management.</p>	<p>Objective 5.A. Establish educational programs specific to other goals (HHW, illegal dumping, and recycling).</p> <p>Objective 5.B. Coordinate educational programs through school curricula, advertising, and environmental projects.</p> <p>Objective 5.C. Maintain and promote the environmental resource center for public use.</p>
<p>Goal #6 Encourage effective and efficient management and operation of recycling services.</p>	<p>Objective 6.A. Coordinate public/private partnerships.</p> <p>Objective 6.B. Coordinate the development of markets for recycled materials and maintain local control as necessary to assure quality of services.</p> <p>Objective 6.C. Seek support for and encourage continued operation of small businesses and non-profit recycling entities.</p>

<p>Goal #7 Encourage the proper management and disposal of municipal solid waste.</p>	<p>Objective 7.A. Ensure best industry practices for all MSW facilities.</p> <p>Objective 7.B. Encourage MSW facilities to be involved with surrounding communities.</p>
<p>Goal #8 Promote reduction in the disposal amount of yard waste and encourage recycling.</p>	<p>Objective 8.A. Coordinate programs for the diversion of yard trimmings and brush, and their use of the compost or mulch.</p> <p>Objective 8.B. Provide material on the “Don’t Bag It” program for yard waste and backyard composting.</p> <p>Objective 8.C. Provide education materials on the beneficial use of green waste.</p> <p>Objective 8.D. Coordinate with MSW facilities to divert yard waste and brush from disposal.</p>
<p>Goal #9 Determine whether access to and the availability of legal disposal options in the CAPCOG region are adequate.</p>	<p>Objective 9.A. Determine if new or expanded facilities are needed within the region.</p> <p>Objective 9.B. Coordinate the development of transfer stations and citizen collection stations in areas of need.</p> <p>Objective 9.C. Coordinate open and free markets within the region for solid waste collection, disposal, and recycling.</p>
<p>Goal #10 Promote administrative structures to ensure some</p>	<p>Objective 10.A. Coordinate with counties to pass municipal solid waste siting ordinances.</p> <p>Objective 10.B. Provide pre-application assistance to interested parties.</p>

<p>measure of local control in the siting, expansion, and operation of MSW facilities.</p>	<p>Objective 10.C. Utilize a checklist to provide guidance and determine plan conformance for MSW permit and registration applications.</p> <p>Objective 10.D. Coordinate development of regional or local programs to enforce MSW regulations and permit requirements.</p>
<p>Goal #11 Promote incentives for recycling activities and increased recycling participation rates across the region.</p>	<p>Objective 11.A. Work to seek funding for CAPCOG to coordinate, monitor, and report on progress achieved toward meeting regional recycling goals.</p> <p>Objective 11.B. Consider/evaluate volume-based rate structures/recycling programs.</p> <p>Objective 11.C. Encourage studies and analysis of the current waste stream to stimulate economic development in the recycling industry.</p>
<p>Goal #12 Reduce the amount of municipal solid waste generated and disposed of within the region.</p>	<p>Objective 12.A. Coordinate the separation and collection of recyclables from governmental facilities.</p> <p>Objective 12.B. Emphasize market-based incentives and market development.</p> <p>Objective 12.C. Target waste reduction activities to specific waste streams.</p>
<p>Goal #13 Increase the CAPCOG region recycling rate.</p>	<p>Objective 13.A. Coordinate innovative recycling projects throughout the region.</p>
<p>Goal #14 Provide permanent household hazardous waste collection facilities throughout the region.</p>	<p>Objective 14.A. Coordinate the creation of HHW facilities throughout the region.</p>
	<p>Objective 15.A. Determine whether the use of a site for a MSW facility may adversely impact</p>

<p>Goal #15 Use the Plan Conformance/Facility Application Review process and the provisions of §363.066, Health & Safety Code, to address land use compatibility and other local issues to avoid if possible, or minimize if avoidance is not possible, adverse impacts from municipal solid waste (MSW) facilities on human health and the environment.</p>	<p>human health or the environment by evaluating and determining impacts of the site upon counties, cities, communities, groups of property owners, or individuals in terms of compatibility of land use, zoning in the vicinity, community growth patterns, and other factors associated with the public interest.</p> <p>Objective 15.B. Monitor MSW facilities' compliance with local zoning requirements, siting ordinances, and other local government land use regulations.</p> <p>Objective 15.C. Assess MSW facilities' impacts on roads, drainage ways, and other infrastructure. Consider existing and planned future land uses near proposed facilities. Consider and address infrastructure problems created by facilities. Consider and address potential land use conflicts between MSW facilities and existing and planned development.</p> <p>Objective 15.D. Encourage MSW facilities to be good neighbors, by assessing and considering every applicant's five-year compliance history in Texas to the fullest extent allowed by TCEQ.</p> <p>Objective 15.E. Encourage programs that provide incentives for using landfills instead of illegal dumping including but not limited to conducting and increasing awareness of community cleanup events, efforts to curtail illegal dumping, litter abatement and waste reduction programs, public education programs, lower rates for waste-collection events, etc.</p>
---	---

Objective 15.F. Avoid if possible, or minimize if avoidance is not possible, concerns about visual and aesthetic impacts from MSW facilities on adjacent land uses by incorporating “context sensitive” design, appropriate buffers, and setbacks into facility design. Encourage operators to take reasonable and appropriate steps to avoid such impacts if possible or minimize them if complete avoidance is not possible.

Objective 15.G. Address local land use concerns about the long term and cumulative effects of MSW facilities and protect the public interest in a natural landscape, avoid if possible, or minimize if not possible, major disruptions to the landscape and other adverse long term and cumulative effects by monitoring whether the permitted and maximum potential (theoretical geometric calculation) height and capacity of a MSW facility are accurately calculated and taken into account.

Objective 15.H. Avoid if possible, or minimize if avoidance is not possible, nuisance conditions associated with MSW facilities that generate community concerns by encouraging applicants to implement reasonable and appropriate measures and best management practices to prevent and control litter, storm water runoff, vectors, odor, excessive noise, light pollution, and other nuisance conditions.

II.B. Efforts to Minimize, Reuse, and Recycle Waste

[Ref. 30 TAC §330.635(a)(2)(B)]

In the table, provide a description and assessment of efforts to minimize, reuse, and recycle waste.

Table II.B. Waste Minimization, Reuse, and Recycling

Subject	Description
Current Efforts to Minimize Municipal Solid Waste and to Reuse or Recycle Waste	Provide a brief description and an assessment of current efforts in the region to minimize municipal solid waste (MSW), including sludge, and efforts to reuse or recycle waste.
Recycling Rate Goal for the Region	Provide the established recycling rate goal appropriate to the region. Include a brief explanation on how the goal was established.
Recommendations for Encouraging and Achieving a Greater Degree of Waste Minimization and Waste Reuse or Recycling	Provide a list of any recommendations for encouraging and achieving a greater degree of waste minimization and waste reuse or recycling in the geographic area covered by the plan.
Existing or Proposed Community Programs for the Collection of Household Hazardous Waste	Provide a description and assessment of existing or proposed community programs for the collection of household hazardous waste.
Composting Programs for Yard Waste	<p>The recommended composting programs for yard waste and related organic wastes may include:</p> <ul style="list-style-type: none"> <input checked="" type="checkbox"/> (I) creation and use of community composting centers; <input checked="" type="checkbox"/> (II) adoption of the "Don't Bag It" program for lawn clippings developed by the Texas Agricultural Extension Service; and <input checked="" type="checkbox"/> (III) development and promotion of education programs on home composting, community composting, and the separation of yard waste for use as mulch.
Public Education/Outreach	Include a public education/outreach component in the solid waste program directed at efforts to minimize, reuse, and recycle waste.

II.C. Commitment Regarding the Management of MSW Facilities

[Ref. 30 TAC §330.635(a)(2)(C)]

By checking the boxes below, the Council of Government makes a commitment to the following, regarding the management of MSW facilities:

- (i) encouraging cooperative efforts between local governments in the siting of landfills for the disposal of solid waste;
- (ii) assessing the need for new waste disposal capacity;
- (iii) considering the need to transport waste between municipalities, from a municipality to an area in the jurisdiction of a county, or between counties, particularly if a technically suitable site for a landfill does not exist in a particular area;
- (iv) allowing a local government to justify the need for a landfill in its jurisdiction to dispose of the solid waste generated in the jurisdiction of another local government that does not have a technically suitable site for a landfill in its jurisdiction;
- (v) completing and maintaining an inventory of MSW landfill units in accordance with Texas Health and Safety Code, §363.064. One copy of the inventory shall be provided to the commission and to the chief planning official of each municipality and county in which a unit is located; and
- (vi) developing a guidance document to review MSW registration and permit applications to determine conformance with the goals and objectives outlined in *Volume II: Regional Solid Waste Management Plan Implementation Guidelines* as referenced in 30 TAC §330.643.

Section III. Required Approvals

Table III.I. Required Approvals

Solid Waste Advisory Committee	September 24, 2021
Public Meeting Dates	September 17, 2021
Executive Committee	December 8, 2021

Regional Solid Waste Management Implementation Plan Volume II

Regional Organization Information

Table 1. Organization Information

Name of Council of Government	Capital Area Council of Governments
Mailing Address	6800 Burleson Road Building 310, Suite 165 Austin, TX 78744
Website	https://www.capcog.org/
Phone Number	(512) 916-6000
Email Address	kmay@capcog.org

Section I. Geographic Scope

Table I.I. Geographic Scope

I.A. Names of Member Counties in the Entire Planning Region [Ref. 30 TAC §330.643(a)(1)]	Bastrop, Blanco, Burnet, Caldwell, Fayette, Hays, Lee, Llano, Travis, and Williamson
I.B. Geographic Planning Units Used in the Regional Implementation Plan [Ref. 30 TAC §330.643(a)(1)]	<input checked="" type="checkbox"/> Small geographic areas such as census tracts or city boundaries for the most detailed data collection and manipulation; <input type="checkbox"/> Planning areas to be used for the assessment of concerns and the evaluation of alternatives. These planning areas shall be aggregations of small geographic areas; <input checked="" type="checkbox"/> County boundaries for the summarization and presentation of key information; or <input checked="" type="checkbox"/> The entire planning region

Section II. Planning Periods

[Ref. 30 TAC §330.643(a)(2)]

Table II.I. Planning Periods

II.A.1. Current and Historical Information	Current: 2021; Historical: 2011 – 2019
II.A.2. Short-range Planning Period	2022 – 2026
II.A.3. Intermediate Planning Period	2027 - 2031
II.A.4. Long-range Planning Period	2032 - 2041
<input checked="" type="checkbox"/> Check box if additional details provided in <i>Attachment II.A.</i>	

Section III. Plan Content

III.A. Demographic Information

[Ref. 30 TAC §330.643(a)(3)(A)]

In the table, provide population projections, significant commercial and industrial economic activity affecting waste generation and disposal in the area, and recycling activities. Use five-year increments beginning from the base year to the end of the long-range planning period. Refer to Regional Plan Instructions for more information on III.A. Demographic Information.

Table III.A.I. Residential Waste Generation¹

Year	Growth Rate per Year	Current Population / Population Projection	Landfill Disposal (Tons)	Disposal Rate (lbs./Person/Day)	Recycling (Tons)	Recycling Rate (lbs./Person/Day)	Residential Waste Generation (Tons)
Current (2019)	N/A	2,350,295	2,630,657	6.13	785,781	1.83	3,416,438
2022	1.89%	2,486,273	2,781,456	6.13	830,353	1.83	3,611,809
2027	2.39%	2,797,678	3,129,832	6.13	934,355	1.83	4,064,187
2032	2.35%	3,141,644	3,514,636	6.13	1,049,231	1.83	4,563,866
2037	2.30%	3,520,488	3,938,458	6.13	1,175,755	1.83	5,114,213
2042	2.27%	3,937,949	4,405,482	6.13	1,315,177	1.83	5,720,659

Table III.A.II. Commercial Waste Generation

Year	Description of significant commercial activities affecting waste generation and disposal in the area.	Expected increase or decrease to Commercial Waste Generation
2022	<p>In the short term, commercial waste generation is expected to increase similarly to residential waste generation. Since as the population increases, there will be greater demand for commercial activities that generate waste.</p> <p>Tourism and business travel are also big generators of commercial waste in the CAPCOG region, and these are expected to continue and grow with the</p>	Expected annual increase of roughly 1.89%

	<p>region. Depending on how these activities change, commercial waste generation could increase or decrease its share of the waste generated in the CAPCOG region. In the short term, the expectation is that changes in these activities will track closely with changes in population.</p> <p>Trends in sustainable solid waste management such as product stewardship, extended producer responsibility, and innovative technology advancements may lead to more solid waste diversion principles and practices for commercial industries.</p>	
2027	<p>In the next five years, commercial waste generation is expected to increase similarly to residential waste generation. Since as the population increases, there will be greater demand for commercial activities that generate waste.</p> <p>Tourism and business travel are also big generators of commercial waste in the CAPCOG region, and these are expected to continue to grow with the region. Depending on how these activities change, commercial waste generation could increase or decrease its share of the waste generated in the CAPCOG region.</p> <p>There is a continued push by local governments and zero-waste advocates to move the region towards not sending any waste to landfills. One way to accomplish this goal is to encourage businesses to generate less waste. It is hard to know the steps businesses will take to decrease their waste generation, and if these actions may lead to a decrease in the share of total waste generated by commercial industries.</p> <p>Trends in sustainable solid waste management such as product stewardship, extended producer responsibility, and innovative technology advancements may lead to more solid waste diversion principles and practices for commercial industries.</p>	Expected annual increase of 2.39%

<p>2032</p>	<p>From 2027 to 2032, commercial waste generation is expected to increase similarly to residential waste generation. Since as the population increases, there will be greater demand for commercial activities that generate waste.</p> <p>Tourism and business travel are also big generators of commercial waste in the CAPCOG region, and these are expected to continue to grow with the region. Depending on how these activities change, commercial waste generation could increase or decrease its share of the waste generated in the CAPCOG region.</p> <p>There is a continued push by local governments and zero-waste advocates to move the region towards not sending any waste to landfills. One way to accomplish this goal is to encourage businesses to generate less waste. It is hard to know the steps businesses will take to decrease their waste generation, and if these actions may lead to a decrease in the share of total waste generated by commercial industries.</p> <p>Trends in sustainable solid waste management such as product stewardship, extended producer responsibility, and innovative technology advancements may lead to more solid waste diversion principles and practices for commercial industries.</p>	<p>Expected annual increase of 2.35%</p>
<p>2037</p>	<p>From 2032 to 2037, commercial waste generation is expected to increase similarly to residential waste generation. Since as the population increases, there will be greater demand for commercial activities that generate waste.</p> <p>Tourism and business travel are also big generators of commercial waste in the CAPCOG region, and these are expected to continue to grow with the region. Depending on how these activities change, commercial waste generation could increase or decrease its share of the waste generated in the CAPCOG region.</p> <p>There is a continued push by local governments and zero-waste advocates to move the region towards ards</p>	<p>Expected annual increase of 2.3%</p>

	<p>not sending any waste to landfills. One way to accomplish this goal is to encourage businesses to generate less waste. It is hard to know the steps businesses will take to decrease their waste generation, and if these actions may lead to a decrease in the share of total waste generated by commercial industries.</p> <p>Trends in sustainable solid waste management such as product stewardship, extended producer responsibility, and innovative technology advancements may lead to more solid waste diversion principles and practices for commercial industries.</p>	
2042	<p>From 2037 to 2042, commercial waste generation is expected to increase similarly to residential waste generation. Since as the population increases, there will be a greater demand for commercial activities that generate waste.</p> <p>Tourism and business travel are also big generators of commercial waste in the CAPCOG region, and these are expected to continue to grow with the region. Depending on how these activities change, commercial waste generation could increase or decrease its share of the waste generated in the CAPCOG region.</p> <p>There is a continued push by local governments and zero-waste advocates to move the region towards not sending any waste to landfills. One way to accomplish this goal is to encourage businesses to generate less waste. It is hard to know the steps businesses will take to decrease their waste generation, and if these actions may lead to a decrease in the share of total waste generated by commercial industries.</p> <p>Trends in sustainable solid waste management such as product stewardship, extended producer responsibility, and innovative technology advancements may lead to more solid waste diversion principles and practices for commercial industries.</p>	Expected annual increase of 2.27%

Table III.A.III. Industrial Waste Generation

Year	Description of significant industrial waste activities affecting waste generation and disposal in the area.	Expected increase or decrease to Industrial Waste Generation
2022	<p>The biggest driver of industrial waste in the CAPCOG region is construction. The region’s continued growth plays a big factor in the generation of this type of waste as the region attempts to keep up with housing, business, and infrastructure needs that continue to increase as the population grows.</p> <p>The region is also seeing growth in a number of other industries. These include advanced manufacturing, clean technology, data management, life sciences, space technology, and creative and digital media technology. The growth of these industries creates varying amounts of waste, and it is hard to measure their impact. It is anticipated that industrial waste generation will keep up with the growth of the region.</p> <p>Trends in sustainable solid waste management such as product stewardship, extended producer responsibility, and innovative technology advancements may lead to more solid waste diversion principles and practices for industrial waste generation.</p>	Expected annual increase of 1.89%
2027	<p>From 2022 to 2027, the biggest driver of industrial waste in the CAPCOG region will continue to be the construction industry. The region's continued growth plays a big factor in the generation of this type of waste as the region attempts to keep up with housing, business, and infrastructure needs that grow as the population grows.</p> <p>The region is also seeing growth in a number of other industries. These include advanced manufacturing, clean technology, data management, life sciences, space technology, and creative and digital media technology. The growth of these industries creates varying amounts of waste, and it is hard to measure their impact. It is anticipated that industrial waste generation will keep up with the growth of the region.</p>	Expected annual increase of 2.39%

	<p>The continued push by local governments and zero-waste advocates to move the region towards not sending any waste to landfills is likely to impact the waste generated from industrial activities by this time. A major step towards accomplishing this goal is to encourage industries to generate less waste. While it is hard to know what steps different industries will take to decrease their waste generation. It is possible that these actions will lead to a decrease in the share of total waste generated that is considered industrial waste.</p> <p>Trends in sustainable solid waste management such as product stewardship, extended producer responsibility, and innovative technology advancements may lead to more solid waste diversion principles and practices for industrial waste generation.</p>	
2032	<p>From 2027 to 2032, the biggest driver of industrial waste in the CAPCOG region will continue to be the construction industry. The regions continued growth plays a big factor in the generation of this type of waste as the region attempts to keep up with housing, business and infrastructure needs that are increasing as the population grows.</p> <p>The region is also seeing growth in a number of other industries. These include advanced manufacturing, clean technology, data management, life sciences, space technology, and creative and digital media technology. The growth of these industries creates varying amounts of waste, and it is hard to measure their impact. It is anticipated that industrial waste generation will keep up with the growth of the region.</p> <p>The continued push by local governments and zero-waste advocates to move the region towards not sending any waste to landfills is likely to impact the waste generated from industrial activities by this time. A major step towards accomplishing this goal is to encourage industries to generate less waste. While it is hard to know what steps different industries will take to decrease their waste generation. It is possible that these actions will lead to a decrease in the share</p>	Expected annual increase of 2.35%

	<p>of total waste generated that is considered industrial waste.</p> <p>Trends in sustainable solid waste management such as product stewardship, extended producer responsibility, and innovative technology advancements may lead to more solid waste diversion principles and practices for industrial waste generation.</p>	
<p>2037</p>	<p>From 2032 to 2037, the biggest driver of industrial waste in the CAPCOG region will continue to be the construction industry. The region's continued growth plays a big factor in the generation of this type of waste as the region attempts to keep up with housing, business, and infrastructure needs that continue to increase as the population grows.</p> <p>The region is also seeing growth in a number of other industries. These include advanced manufacturing, clean technology, data management, life sciences, space technology, and creative and digital media technology. The growth of these industries creates varying amounts of waste, and it is hard to measure their impact. It is anticipated that industrial waste generation will keep up with the growth of the region.</p> <p>The continued push by local governments and zero-waste advocates to move the region towards not sending any waste to landfills is likely to impact the waste generated from industrial activities by this time. A major step towards accomplishing this goal is to encourage industries to generate less waste. While it is hard to know what steps different industries will take to decrease their waste generation. It is possible that these actions will lead to a decrease in the share of total waste generated that is considered industrial waste.</p> <p>Trends in sustainable solid waste management such as product stewardship, extended producer responsibility, and innovative technology advancements may lead to more solid waste diversion principles and practices for industrial waste generation.</p>	<p>Expected annual increase of 2.3%</p>

<p>2042</p>	<p>From 2037 to 2042, the biggest driver of industrial waste in the CAPCOG region will continue to be the construction industry. The region's continued growth plays a big factor in the generation of this type of waste as the region attempts to keep up with housing, business, and infrastructure needs that increase as the population grows.</p> <p>The region is also seeing growth in a number of other industries. These include advanced manufacturing, clean technology, data management, life sciences, space technology, and creative and digital media technology. The growth of these industries creates varying amounts of waste, and it is hard to measure their impact. It is anticipated that industrial waste generation will keep up with the growth of the region.</p> <p>The continued push by local governments and zero-waste advocates to move the region towards not sending any waste to landfills is likely to impact the waste generated from industrial activities by this time. A major step towards accomplishing this goal is to encourage industries to generate less waste. While it is hard to know what steps different industries will take to decrease their waste generation. It is possible that these actions will lead to a decrease in the share of total waste generated that is considered industrial waste.</p> <p>Trends in sustainable solid waste management such as product stewardship, extended producer responsibility, and innovative technology advancements may lead to more solid waste diversion principles and practices for industrial waste generation.</p>	<p>Expected annual increase of 2.27%</p>
-------------	---	--

III.B. Estimates of Current and Future Solid Waste Amounts by Type

[Ref. 30 TAC §330.643(a)(3)(B)]

In the table, provide the current and project solid waste amounts by type that will be generated and managed within the region. Use five-year increments beginning from the base year to the end of the long-range planning period. Refer to Regional Plan Instructions for more information on III.B. Estimates of Current and Future Solid Waste Amounts by Type.

Table III.B.1. Current and Future Solid Waste Amounts by Type

Waste Type	Number of Landfills Accepting Waste Type	Percent of Total Tons Disposed	Current Year (2022)	5-year Projection (tons)	10-year Projection (tons)	15-year Projection (tons)	20-year Projection (tons)
Municipal	3	72.6749%	2,021,420.00	2,274,602.29	2,554,257.72	2,862,270.09	3,201,679.33
Brush	1	0.0765%	2,127.55	2,394.02	2,688.36	3,012.54	3,369.77
Construction or Demolition	4	25.0823%	697,653.29	785,034.17	881,551.73	987,856.13	1,104,996.54
Litter	1	0.0190%	529.08	595.35	668.55	749.17	838.00
Class 1 Non-hazardous	0	0.0000%	0.00	0.00	0.00	0.00	0.00
Classes 2 and 3 Non-hazardous	3	1.2784%	35,558.14	40,011.79	44,931.12	50,349.26	56,319.70
Incinerator Ash	0	0.0000%	0.00	0.00	0.00	0.00	0.00
Treated Medical Waste	0	0.0000%	0.00	0.00	0.00	0.00	0.00

Waste Type	Number of Landfills Accepting Waste Type	Percent of Total Tons Disposed	Current Year (2022)	5-year Projection (tons)	10-year Projection (tons)	15-year Projection (tons)	20-year Projection (tons)
Municipal Hazardous Waste from CESQGs	0	0.0000%	0.00	0.00	0.00	0.00	0.00
Regulated Asbestos-containing Material (RACM)	2	0.0607%	1,687.80	1,899.19	2,132.69	2,389.87	2,673.26
Non-RACM	3	0.2798%	7,783.13	8,757.96	9,834.73	11,020.68	12,327.51
Dead Animals	2	0.0050%	137.97	155.25	174.34	195.36	218.53
Sludge	3	0.3928%	10,926.42	12,294.96	13,806.58	15,471.49	17,306.11
Grease Trap Waste	0	0.0000%	0.00	0.00	0.00	0.00	0.00
Septage	0	0.0000%	0.00	0.00	0.00	0.00	0.00
Contaminated soil	2	0.1296%	3,604.18	4,055.61	4,554.23	5,103.42	5,708.58
Tires (split, quartered, shredded)	1	0.0002%	5.00	5.63	6.32	7.08	7.92
Pesticides	0	0.0000%	0.00	0.00	0.00	0.00	0.00
Used Oil Filter	0	0.0000%	0.00	0.00	0.00	0.00	0.00

Waste Type	Number of Landfills Accepting Waste Type	Percent of Total Tons Disposed	Current Year (2022)	5-year Projection (tons)	10-year Projection (tons)	15-year Projection (tons)	20-year Projection (tons)
Other (identify other types reported as <i>Attachment III.B.</i>)	1	0.0008%	21.78	24.51	27.52	30.84	34.50
Total	4	100.000%	2,781,455.76	3,129,832.32	3,514,635.68	3,938,457.94	4,405,482.00
<input checked="" type="checkbox"/> Check box if additional details provided in <i>Attachment III.B.</i>							

III.C. Description of Current and Planned Solid Waste Management Activities

[Ref. 30 TAC §330.643(a)(3)(C)]

In the tables, provide the current and planned solid waste management activities in the region with a description. Solid waste management activities should focus on data, activities, and resources within the planning area. Refer to Regional Plan Instructions for more information on III.C. Description of Current and Planned Solid Waste Management Activities in the Region.

Table III.C.I. Current Solid Waste Management Activities in the Region

Activity	Description
Generation	<p>Many local governments and businesses in the region implement various practices which impact the generation of waste in the CAPCOG region.</p> <ul style="list-style-type: none"> • Many promote waste reduction and recycling through local publications and social media. • Some offer recycling at parks and other public locations. • Local governments hold collection events. Many provide materials on proper solid waste management including, ways to reduce waste and recycle at these events. • Some use fines collected for solid waste ordinance violations for community education efforts. <p>5.5% of responding communities have conducted waste characterization studies in the last 5-years.</p> <p>21.6% of responding communities have a local solid waste management plan.</p>
Source Separation	<p>Most cities in the region ask residents and often businesses to separate their waste into recyclables and landfill waste. A few ask residents to separate food waste, yard waste, and/or other compostable materials. Some counties offer drop-off sites in place of curbside collection. At some of these locations, collection is separated by materials asking customers to separate waste/recyclable into cardboard, plastic, glass, paper, metal cans, aluminum cans, motor oil, electronics, and others.</p> <p>To promote more specialized separation CAPCOG and some local governments provide Drop-off Locator Maps (Example: traviscountyrecycles.com) for specific recyclables, household hazardous waste, and other solid waste.</p> <p>Specialized recycling offered in the region:</p> <ul style="list-style-type: none"> • Christmas tree recycling • Prescription drugs take-back kiosks and events • Brush disposal

Activity	Description
	<p>The region provides social media messaging on recycling, proper disposal, composting, and waste reduction.</p>
<p>Collection</p>	<p>Local governments have ordinances that require solid waste to be disposed of in proper containers and prohibit littering. Fines from city solid waste ordinance violations can be used in public cleanup.</p> <p>Collection Service Providers (contractors #; cities/town #; citizen convenience/drop-off centers #):</p> <p>Refuse (36; 4; 3):</p> <p>Contractors: Waste Management, Al Clawson Disposal, Texas Disposal Systems, Waste Collections, Waste Connections, Republic Waste; DisposeAll, Allied Waste, Progressive Waste Connections, Texas Disposal, ACDI, Central Texas Refuse; Republic Services; City/Towns: City of Austin, City of Luling, City of Round Rock, City of Schulenberg</p> <p>Collection Frequency:</p> <p>Weekly: 95%</p> <p>Twice per Week: 5%</p> <p>Recycling (29; 4; 11):</p> <p>Contractors: Waste Management, Al Clawson Disposal, Texas Disposal Systems, Waste Connections, DisposeAll, Allied Waste, Progressive Waste Connections, Texas Disposal, ACDI, Central Texas Refuse; Republic Services; City/Town: City of Austin, City of Cedar Park, City of Cottonwood Shores, City of Round Rock</p> <p>Collection Frequency:</p> <p>Bi-Weekly (every other week): 73.5%</p> <p>Weekly: 20.5%</p> <p>On-call: 3%</p> <p>Brush and Yard Waste (19; 9; 7):</p> <p>Contractor: Waste Connections, Texas Disposal Systems, Al Clawson Disposal Inc., Central Texas Refuse, Republic Services, Waste Management; Cities/Towns: City of Austin, City of Flatonia, City of Llano,</p>

Activity	Description
	<p>City of Luling, City of Manor, City of Mountain City, City of Round Rock, City of Schulenberg, City of Smithville</p> <p>Food/Other Organics (3; 1; 0)</p> <p>Contractors: Texas Disposal Systems, Waste Management, Al Clawson Disposal Inc.; City/Town: City of Austin</p> <p>Bulky Waste (24; 7; 8):</p> <p>Contractors: Waste Connections, Texas Disposal Systems, Al Clawson Disposal Inc., Central Texas Refuse, Republic Services, Waste Management; Cities/Towns: City of Austin, City of Luling, City of Manor, City of Mountain City, City of Round Rock, City of Schulenberg</p> <p>Also, communities conduct collection and cleanup events to address specific waste issues such as:</p> <ul style="list-style-type: none"> • Household hazardous waste • Litter accumulation on public lands and waterways • Prescription drugs • Christmas trees • Residential street sweeping • Right-of-Way container collections • Dead animal collection • Boulevard/Bike Lane Sweeping
Storage	<p>Waste is typically stored at the individual level between collection opportunities. Contractors and local governments provide carts or dumpsters for storage of waste until they come to collect it.</p> <p>For residential storage of landfill waste, residents use: 90%, carts provided, 7.5% use their garbage cans, and 2.5% use dumpsters.</p> <p>For residential storage of recycling: 94% use carts provided, 3% use dumpsters, and 3% use roll-offs.</p>

Activity	Description																																								
	<p>Many local governments in the region also store different materials for recycling until they can collect enough for it to be economically feasible for those materials to be transported to a processing facility or end-user.</p>																																								
<p>Transportation</p>	<p>Waste in the CAPCOG region is transported by licensed haulers to landfills and processing facilities. Most local governments contract with a waste hauler, refuse 90%, recycling 88%, brushy waste 68%, food/other organics 75%, bulky waste 77%, while a few can transport waste themselves.</p>																																								
<p>Processing/Treatment</p>	<p>Waste is usually processed or treated by private industry to prepare it for beneficial use and sale. The table shows waste processed/treated by entities with permits and or registrations with the Texas Commission on Environmental Quality.</p> <table border="1" data-bbox="548 793 1417 1230"> <thead> <tr> <th data-bbox="548 793 678 871">Year</th> <th data-bbox="678 793 873 871">Landfills (Solid Waste)</th> <th data-bbox="873 793 1133 871">Processing Facilities (Solid Waste)</th> <th data-bbox="1133 793 1417 871">Processing Facilities (Liquid Waste)</th> </tr> </thead> <tbody> <tr> <td data-bbox="548 871 678 909">2011</td> <td data-bbox="678 871 873 909">5,289.13</td> <td data-bbox="873 871 1133 909">42,246.71</td> <td data-bbox="1133 871 1417 909">26,580.00</td> </tr> <tr> <td data-bbox="548 909 678 947">2012</td> <td data-bbox="678 909 873 947">34,611.00</td> <td data-bbox="873 909 1133 947">16,714.00</td> <td data-bbox="1133 909 1417 947">26,926.00</td> </tr> <tr> <td data-bbox="548 947 678 984">2013</td> <td data-bbox="678 947 873 984">35,269.00</td> <td data-bbox="873 947 1133 984">62,101.00</td> <td data-bbox="1133 947 1417 984">26,463.00</td> </tr> <tr> <td data-bbox="548 984 678 1022">2014</td> <td data-bbox="678 984 873 1022">42,053.00</td> <td data-bbox="873 984 1133 1022">39,908.00</td> <td data-bbox="1133 984 1417 1022">26,966.00</td> </tr> <tr> <td data-bbox="548 1022 678 1060">2015</td> <td data-bbox="678 1022 873 1060">40,811.00</td> <td data-bbox="873 1022 1133 1060">211,330.00</td> <td data-bbox="1133 1022 1417 1060">26,949.00</td> </tr> <tr> <td data-bbox="548 1060 678 1098">2016</td> <td data-bbox="678 1060 873 1098">40,528.00</td> <td data-bbox="873 1060 1133 1098">152,088.00</td> <td data-bbox="1133 1060 1417 1098">57,806.00</td> </tr> <tr> <td data-bbox="548 1098 678 1136">2017</td> <td data-bbox="678 1098 873 1136">50,202.00</td> <td data-bbox="873 1098 1133 1136">210,545.00</td> <td data-bbox="1133 1098 1417 1136">140,856.00</td> </tr> <tr> <td data-bbox="548 1136 678 1173">2018</td> <td data-bbox="678 1136 873 1173">42,652.00</td> <td data-bbox="873 1136 1133 1173">365,835.00</td> <td data-bbox="1133 1136 1417 1173">223,075.00</td> </tr> <tr> <td data-bbox="548 1173 678 1211">2019</td> <td data-bbox="678 1173 873 1211">58,661.00</td> <td data-bbox="873 1173 1133 1211">358,778.00</td> <td data-bbox="1133 1173 1417 1211">320,423.00</td> </tr> </tbody> </table> <p data-bbox="548 1287 1370 1430">Not all agencies that process/treat waste in the region report to the TCEQ, so the numbers in this table do not reflect the total amount of municipal solid waste from the region that was processed/treated during this time.</p>	Year	Landfills (Solid Waste)	Processing Facilities (Solid Waste)	Processing Facilities (Liquid Waste)	2011	5,289.13	42,246.71	26,580.00	2012	34,611.00	16,714.00	26,926.00	2013	35,269.00	62,101.00	26,463.00	2014	42,053.00	39,908.00	26,966.00	2015	40,811.00	211,330.00	26,949.00	2016	40,528.00	152,088.00	57,806.00	2017	50,202.00	210,545.00	140,856.00	2018	42,652.00	365,835.00	223,075.00	2019	58,661.00	358,778.00	320,423.00
Year	Landfills (Solid Waste)	Processing Facilities (Solid Waste)	Processing Facilities (Liquid Waste)																																						
2011	5,289.13	42,246.71	26,580.00																																						
2012	34,611.00	16,714.00	26,926.00																																						
2013	35,269.00	62,101.00	26,463.00																																						
2014	42,053.00	39,908.00	26,966.00																																						
2015	40,811.00	211,330.00	26,949.00																																						
2016	40,528.00	152,088.00	57,806.00																																						
2017	50,202.00	210,545.00	140,856.00																																						
2018	42,652.00	365,835.00	223,075.00																																						
2019	58,661.00	358,778.00	320,423.00																																						
<p>Resource Recovery</p>	<p>Curbside collections and drop-off centers make up a network for resources to be recovered in the CAPCOG region. The majority of the cities in the region offer curbside collection of traditional recyclable materials (75%), and other cities offer drop-off locations for these materials. County governments also offer drop-off locations, and their residents are free to contract with service providers for curbside recycling.</p> <p>In the past few years, a few cities have started the curbside collection of food and other organic waste for composting. Currently, only four cities in the region offer collection of these materials, but by population, about half of the region has access to curbside organics collection. The</p>																																								

Activity	Description
	<p>majority of the region provides collection of yard/brushy waste for mulching or composting.</p> <p>Many private agencies provide avenues for resource recovery, usually through drop-off locations, for specific material to be recovered for reuse and/or repurposing. To help residents figure out what is being collected and where they can take it where it will not end up in a landfill CAPCOG, and other local governments have developed a map that shows the locations of these facilities and identify the materials they accept (Example: Capital Area Recycling and Waste Drop-Off Locator). Coordination amongst solid waste service providers to utilize like coloring for recycling containers, C&D waste containers, and trash containers throughout the region will help citizens ensure they are placing their recyclables in the correct bin, decrease contamination rates, and increase solid waste diversion rates.</p>
Disposal of Solid Waste	<p>The average monthly amount paid by households in the region for solid waste disposal is \$20.50, with the highest monthly rate being \$34.79 and the least being \$1.77. Most households are billed for solid waste services monthly, but some local governments charge them for these services quarterly.</p> <p>The region has four landfills (Type I: 3 and Type IV: 1) that have been operating in the region in the past and a fifth, a Type I facility, that just opened in the Spring of 2021. In 2019, the TCEQ calculated that the landfills operating at that time had 4.5 years, 1.3 years (Type IV Facility), 12.9 years, and 67 years of space available for waste.</p>

Table III.C.II. Planned Solid Waste Management Activities in the Region

Activity	Description
Generation	<p>Communities in the CAPCOG region plan to address waste generation in the future by encouraging waste reduction via social and other media that reaches individuals. There are also efforts to reduce waste through the way local governments and businesses in the region operate.</p> <p>Local governments in the region that do not already are looking to move towards collecting comingled recyclables in a single stream that can be sorted at material recovery facilities.</p>
Source Separation	<p>Communities in the region plan to continue the source separation activities they already do. They also plan to increase opportunities for recycling, reuse, and the disposal of special waste, so less waste ends up going to landfills. There are plans to develop new facilities to improve access to diversion options for all community members. Expand services to new waste types that are not traditionally collected in the area.</p> <p>Develop and maintain sustainability plans collections events and other options to improve the separation of waste in the region. Identify gaps in services and work with nearby jurisdictions or businesses to fill these gaps.</p> <p>Increase public education on solid waste diversion. Improve signage at recycling centers. Provide customer education and use of QR codes to improve customer understanding of recycling correctly. Look into ways to hold people and businesses accountable for the waste they produce and how they separate it.</p>
Collection	<p>In the short term, communities in the CAPCOG region plan to provide additional options for waste and recyclable collection. These options include creating additional drop-off facilities, adding waste containers where needed, and expanding brush and bulky waste collections. Local governments are also researching options for collecting materials that are not currently collected in their community, such as compostable materials and electronics.</p> <p>Communities are also looking to expand waste collection into areas in the community that are not always served, like parks and trails. They also plan to continue education efforts so that citizens know their options for disposing of different materials. Communities are always looking for additional funding to provide a more convenient collection of waste materials in the CAPCOG region.</p>

Activity	Description
Storage	In the CAPCOG region, communities plan to continue current solid waste storage activities to maintain proper storage and prevent issues that come from inadequate solid waste storage.
Transportation	Continue to look at waste hauling options and make choices that will improve service quality in the region. Expand infrastructure to allow for more efficient transportation of solid waste as the region continues to grow.
Processing/Treatment	Continue current waste processing/treatment while looking at and implementing options that will result in less waste ending up in the region's landfills.
Resource Recovery	<p>Continue current activities and add recycling and reuse drop-off locations as needed. Expand services that collect special types of waste such as brush and bulky waste.</p> <p>In the long term, there is interest in identifying opportunities for landfill mining to reduce landfill footprints and the need for siting new landfills. Also, increase opportunities for waste to energy facilities, such as pyrolysis and/or gasification, to reduce the need for siting of additional landfill facilities.</p> <p>Coordination amongst solid waste service providers to utilize like coloring for recycling containers, C&D waste containers, and trash containers throughout the region will help citizens ensure they are placing their recyclables in the correct bin, decrease contamination rates, and increase solid waste diversion rates.</p>
Disposal of Solid Waste	<p>Continue current activities to ensure solid waste disposal needs of the CAPCOG region are met. A new landfill opened in May 2021, adding capacity to the region through the time frame of this plan, 2042.</p> <p>Work to educate County Attorneys and elected officials on environmental laws to impact illegal dumping in the region to ensure violators are held accountable and more waste is disposed of properly.</p>
<input checked="" type="checkbox"/> Check box if additional information of solid waste management activities is provided as <i>Attachment III.C</i>.	

III.D. Description and Assessment of the Adequacy of Existing Solid Waste Management Facilities & Practices, and Household Hazardous Waste Programs

[Ref. 30 TAC §330.643(a)(3)(D)]

In the table, identify if specific waste management facilities, practices, and programs are adequate in the region. Provide an assessment and description of activities that are inadequate in Attachment III.D. Refer to Regional Plan Instructions for more information on III.D. Description and Assessment of the Adequacy of Existing Solid Waste Management Facilities and Practice, and Household Hazardous Waste Programs.

Table III.D.I. Adequacy of Existing Facilities and Practices

Program	Facility Adequacy	Practices Adequacy
Resource Recovery	<input type="checkbox"/> Yes <input checked="" type="checkbox"/> No, description of facility inadequacy provided in Attachment III. D.	<input type="checkbox"/> Yes <input checked="" type="checkbox"/> No, description of practice inadequacy provided in Attachment III. D.
Storage	<input checked="" type="checkbox"/> Yes <input type="checkbox"/> No, description of facility inadequacy provided in Attachment III. D.	<input checked="" type="checkbox"/> Yes <input type="checkbox"/> No, description of practice inadequacy provided in Attachment III. D.
Transportation	<input checked="" type="checkbox"/> Yes <input type="checkbox"/> No, description of facility inadequacy provided in Attachment III. D.	<input checked="" type="checkbox"/> Yes <input type="checkbox"/> No, description of practice inadequacy provided in Attachment III. D.
Treatment	<input checked="" type="checkbox"/> Yes <input type="checkbox"/> No, description of facility inadequacy provided in Attachment III. D.	<input type="checkbox"/> Yes <input checked="" type="checkbox"/> No, description of practice inadequacy provided in Attachment III. D.
Disposal	<input checked="" type="checkbox"/> Yes <input type="checkbox"/> No, description of facility inadequacy provided in Attachment III. D.	<input checked="" type="checkbox"/> Yes <input type="checkbox"/> No, description of practice inadequacy provided in Attachment III. D.
Household Hazardous Waste Collection	<input type="checkbox"/> Yes <input checked="" type="checkbox"/> No, description of facility inadequacy provided in Attachment III. D.	<input type="checkbox"/> Yes <input checked="" type="checkbox"/> No, description of practice inadequacy provided in Attachment III. D.

Program	Facility Adequacy	Practices Adequacy
Household Hazardous Waste Disposal	<input type="checkbox"/> Yes <input checked="" type="checkbox"/> No, description of facility inadequacy provided in <i>Attachment III. D.</i>	<input type="checkbox"/> Yes <input checked="" type="checkbox"/> No, description of practice inadequacy provided in <i>Attachment III. D.</i>

III.E. Assessment of Current Source Reduction and Waste Minimization Efforts, Including Sludge, and Efforts to Reuse or Recycle Waste

[Ref. 30 TAC §330.643(a)(3)(E)]

Refer to Regional Plan Instructions for more information on III.E. Assessment of Current Source Reduction and Waste Minimization Efforts, Including Sludge, and Efforts to Reuse or Recycle Waste.

- Assessment of current source reduction and minimization efforts, including activities to reduce sludge, and efforts to reuse or recycle waste is provided as *Attachment III.E.*

III.F. Identification of Additional Opportunities for Source Reduction and Waste Minimization, and Reuse or Recycling of Waste

[Ref. 30 TAC §330.643(a)(3)(F)]

In the table, identify new and additional opportunities for source reduction and waste minimization, including waste reuse or recycling programs. Add or remove rows as needed. Refer to Regional Plan Instructions for more information on III.F. Identification of Additional Opportunities for Source Reduction and Waste Minimization, and Reuse or Recycling of Waste.

Table III.F.I Additional Opportunities for Source Reduction and Waste Minimization, Reuse and Recycling of Waste

Category of Activity (Source Reduction and Waste Minimization, Reuse or Recycling of Waste)	Opportunity Name	Brief Description
Source Reduction and Waste Minimization	Waste Characterization Studies	Waste characterization studies are surveys of the waste produced by the community to identify what is being disposed of and where it is going. These studies can help communities plan for offering new recycling options, informational campaigns, and collection or cleanup events.

Category of Activity (Source Reduction and Waste Minimization, Reuse or Recycling of Waste)	Opportunity Name	Brief Description
Source Reduction and Waste Minimization	Local Solid Waste Management Plans	An evaluation of the current solid waste management practices in a community and the options available for future solid waste management. Identifies the steps required to move towards the plan goals. Coordination amongst solid waste service providers to utilize like coloring for recycling containers, C&D waste containers, and trash containers throughout the region will help citizens ensure they are placing their recyclables in the correct bin, decrease contamination rates, and increase solid waste diversion rates.
Reuse or Recycling of Waste	Additional Material Drop-Off Facilities	A place where recyclables or other waste materials can be disposed of by members of the community. Usually for specific types of materials. It is best practice to make these facilities one stop disposal locations where residents can bring anything they wish to dispose of.
Reuse or Recycling of Waste	Recycling/Reuse Market Development	Identify and create a need for materials that are commonly disposed of in the region. Can be done by facilitating relationships between producers of specific waste materials and organizations that use those materials in their business.
Reuse or Recycling of Waste	Green Waste Carts for Curbside Collection	Provide additional carts to residents for the collection of organic materials that can be used in compost. Coordination amongst solid waste service providers to utilize like coloring for recycling containers, C&D waste containers, and trash containers throughout the region will help citizens ensure they are placing their recyclables in the correct bin,

Category of Activity (Source Reduction and Waste Minimization, Reuse or Recycling of Waste)	Opportunity Name	Brief Description
		decrease contamination rates, and increase solid waste diversion rates.
Reuse or Recycling of Waste	Plastic Bag Recycling	Provide an avenue for the recycling of single-use plastic bags that are not recyclable in most single-stream recycling that is collected curbside.
Reuse or Recycling of Waste	Recycling at Events/Festivals	Provide recycling during events and festivals that are held in communities throughout the region.
Reuse or Recycling of Waste	Affordable Electronics Recycling	Make recycling old electronics affordable for all residents.
<input type="checkbox"/> Check box if additional information of opportunities and source reduction and waste minimization, reuse and recycling of waste is provided in <i>Attachment III. F.</i>		

III.G. Recommendations for Encouraging and Achieving a Greater Degree of Source Reduction and Waste Minimization, and Reuse or Recycling of Waste

[Ref. 30 TAC §330.643(a)(3)(G)]

In the table, provide a list of recommendations for encouraging and achieving a great degree or source reduction and waste minimization, and reuse and recycling of waste in the planning region. Add or remove rows as needed.

Table III.G.I. Recommendations for Greater Source Reduction and Waste Minimization, and Reuse or Recycling of Waste

1. Create a website that allows users to locate and compare the cost of source reduction, waste minimization, reuse, and recycling options.
2. Provide curbside recycling throughout the entire region.
3. Conduct public information campaigns on ways individuals and organizations can accomplish source reduction, waste minimization, reuse, and recycling.
4. Create facilities that offer a one stop location for reuse, recycling, and waste disposal.
5. Locate facilities that specialize in source reduction, waste minimization, reuse, and recycling in areas that are convenient to for the community.
6. Have goals for source reduction and waste minimization, and reuse or recycling.
7. Track waste generated.
8. Conduct a waste audit.
9. Identify problems in the waste stream and work on solutions that will address those problems.
10. Add staff or time to address solid waste issues on an organizational level.
11. Share the results/successes of activities that accomplish source reduction and waste minimization, and reuse and/or recycling.
12. Buy reusable items instead of disposable ones.
13. Borrow, rent, or share items that are not frequently used.
14. Rather than disposing of them, donate or sell items that are no longer used.
15. Purchase used equipment and other materials.
16. Purchase and use items made from recycled materials.
17. Factor the amount of waste a product creates into purchasing decisions.
18. Keep up with maintenance and repairs to increase the useful life of products.
19. Advertise the benefits of source reduction, waste minimization, reuse, and recycling.
20. Share ideas for reusing commonly disposed items/materials.
21. Foster support and buy-in from elected officials and other decision makers.

22. Encourage home composting and other organic recycling options.
23. Promote taking only the needed utensils, napkins, and condiments when eating out.
24. Provide easy to understand instructions for waste disposal at disposal sites.
25. Encourage less printing in work environments. Offer and encourage use of e-billing programs.
26. Purchase and use energy efficient (ENERGY STAR or EPEAT registered) appliances and tools.
27. Upgrade and refurbish old and obsolete technology instead of purchasing new products.
28. Share left over food with guest or neighbors. If it is untouched, consider donating it to a local food bank or homeless shelter.
29. Read and/or subscribe to online newspapers and magazines.
30. Coordination amongst solid waste service providers to utilize like coloring for recycling containers, C&D waste containers, and trash containers throughout the region will help citizens ensure they are placing their recyclables in the correct bin, decrease contamination rates, and increase solid waste diversion rates.
<input type="checkbox"/> Check box if additional details are provided in <i>Attachment III.G.</i>

III.H. Identification of Public and Private Management Agencies and Responsibilities

[Ref. 30 TAC §330.643(a)(3)(H)]

- A list of public and private solid waste management agencies and their responsibilities that affect and impact solid waste management in the planning region is provided as ***Attachment III.H.***

III.I. Identification of Solid Waste Management Concerns and Establishment of Priorities for Addressing Those Concerns

[Ref. 30 TAC §330.643(a)(3)(I)]

In the table, list solid waste management concerns for the planning area and the priorities to address those concerns. Add or remove rows as needed.

Table III.I Solid Waste Management Concerns and Priorities

Solid Waste Management Concern	Priorities to Address the Concern
Community Clean-Up Events	<ol style="list-style-type: none"> 1. Event frequency 2. Amount of waste collected 3. Cost of the event 4. Participation by the community 5. Types of waste brought to the events 6. Types of materials collected
Household Hazardous Waste (HHW) Disposal Options	<ol style="list-style-type: none"> 1. Permanent facility locations 2. Safety 3. Cost of Disposal 4. Staffing and training 5. Citizen participation/use of facilities 6. Hours of operation
Illegal Dumping	<ol style="list-style-type: none"> 1. Illegal dumping awareness campaigns 2. Illegal dump site clean-ups 3. Trail cameras 4. Starting environmental enforcement programs 5. Additional environmental enforcement staff 6. Education/training for elected officials and courts 7. Environmental enforcement training
Recycling Services	<ol style="list-style-type: none"> 1. Curbside collection 2. Cost of services 3. Collection frequency 4. Drop-off locations 5. Materials collected 6. Source separation

Solid Waste Management Concern	Priorities to Address the Concern
	<ul style="list-style-type: none"> 7. Contamination 8. Education on how to use available recycling options
Solid Waste Services	<ul style="list-style-type: none"> 1. Cost of services 2. Landfill and transfer station locations 3. Curbside collection 4. Collection frequency 5. Landfill Capacity 6. Treatment/processing of waste 7. More opportunities for landfill diversion
Used Tires	<ul style="list-style-type: none"> 1. Clean-up of illegally dumped tires 2. Collection of used tires 3. Markets for scrap tires 4. Processors 5. Participation in the Capital Area Regional Environmental Task Force
<input checked="" type="checkbox"/> Check box if additional details are provided in <i>Attachment III.I</i>	

III.J. Planning Areas and Agencies with Common Solid Waste Management Concerns that Could be Addressed Through Joint Action

[Ref. 30 TAC §330.643(a)(3)(J)]

In the table below, list planning areas and agencies that may provide solutions and support to the established priorities for the concerns identified in III. I. Add or remove rows as needed.

Table III.J.I Planning Areas and Agencies with Common Solid Waste Management Concerns

Solid Waste Management Concern	Names of Planning Areas and Agencies that Could Address the Concern via Joint Action(s)
Community Clean-up Events	These events are usually conducted by individual communities, but there are opportunities for local governments in close proximity to each other to partner to clean up shared resources. Goodwill, Habitat ReStore, Austin Creative Reuse, Thrift Stores, Texas Parks and Wildlife, local Keep Texas Beautiful affiliates, State of Texas Alliance for Recycling, the Lower Colorado River Authority, Pedernales Electric Coop., Plum Creek Watershed Partnership, Balcones Resources, Central Waste & Recycling, Lone Star Disposal, Green Guy Recycling, Hill Country Recycling, Progressive Waste Solutions, Reliable Tire Disposal, Republic Services, Texas Disposal Systems, TRI Recycling Inc, Waste Connections, Waste Management.
Household Hazardous Waste (HHW) Disposal Options	Local governments can work together to provide convenient disposal options for HHW in the region. Local governments that work in partnership should be geographically adjacent to each other. Agencies that could help with the priorities for addressing this concern are CleanEarth, Clean Harbors, Progressive Waste Solutions, Waste Management.
Illegal Dumping	Illegal dumping is a concern that can be addressed on a regional level all local governments in the region and beyond need to work together to prevent gaps in enforcement and investigate dumping that is done by individuals that cross jurisdictional lines to dump. Since 1996, CAPCOG facilitates a Regional Environmental Task Force,

Solid Waste Management Concern	Names of Planning Areas and Agencies that Could Address the Concern via Joint Action(s)
	<p>which hosts a toll-free number for reporting environmental crimes, 1-877-NO DUMPS. The RETF meets quarterly, conducts Basic and Intermediate Environmental Law training, and maintains an inventory of equipment to use in support of their mission, to prevent illegal dumping and pursue environmental crimes.</p> <p>The Texas Commission on Environmental Quality (TCEQ) and local law enforcement agencies are responsible for enforcing laws against illegal dumping and work together through the Regional Environmental Task Force to enforce these laws in the CAPCOG region.</p> <p>Awareness and educational efforts can also be aided by the TCEQ, law enforcement, and other agencies listed here: Texas Parks and Wildlife, local Keep Texas Beautiful affiliates, Plum Creek Watershed Partnership, Texas Alliance of Groundwater Districts, Lower Colorado River Association, Pedernales Electric Cooperative. Many solid waste management facility operators are also good partners when conducting awareness and educational campaigns.</p>
Recycling Services	<p>Local governments can work together to provide convenient recycling services in the region. Local governments that work in partnership should be geographically adjacent to each other.</p> <p>Agencies that could help local governments with the priorities for addressing this concern are: School Districts, Colleges and Universities, Compost Advisory Council, Ecology Action, State Alliance for Recycling (STAR), Texas Campaign for the Environment, Cooperative Teamwork and Recycling Assistance (CTRA), Austin Wood Recycling, Balcones Resources, Central Waste & Recycling, Circa Recycling (E-Recycling), CleanEarth, Commercial Metals Inc., Garden Ville/Texas Organic Products, GlassAG (Pescador Ventures LLC), Global Electric Electronic Processing, Global Fiberglass Solutions, Green Guy Recycling, Hill Country Recycling, Organics by Gosh, Progressive Waste Solutions, R3eWaste, RBRC, Republic Services, Texas Disposal</p>

Solid Waste Management Concern	Names of Planning Areas and Agencies that Could Address the Concern via Joint Action(s)
	<p>Systems, TRI Recycling Inc., Waste Connections, Waste Management. Coordination amongst solid waste service providers to utilize like coloring for recycling containers, C&D waste containers, and trash containers throughout the region will help citizens ensure they are placing their recyclables in the correct bin, decrease contamination rates, and increase solid waste diversion rates.</p>
Solid Waste Services	<p>Local governments can work together to provide convenient solid waste services in the region. Local governments that work in partnership should be geographically adjacent to each other.</p> <p>Agencies that could help local governments with the priorities for addressing this concern are: School Districts, Colleges and Universities, Ecology Action, Texas Campaign for the Environment, CleanEarth, Green Garbology by LIL Corporation, Junk Buster, Lone Star Waste, Lone Star Disposal, Owens Consulting LLC, Progressive Waste Solutions, Recon Services, Republic Services, River City Roll Offs, Texas Disposal Systems, TFR Enterprises, Waste Connections, Waste Management. Coordination amongst solid waste service providers to utilize like coloring for recycling containers, C&D waste containers, and trash containers throughout the region will help citizens ensure they are placing their recyclables in the correct bin, decrease contamination rates, and increase solid waste diversion rates.</p>
Used Tires	<p>Used tires are a concern that can be addressed on a regional level all local governments in the region and beyond the need to work together to address disposal issues that cause used tires to end up illegally dumped rather than properly disposed.</p> <p>Agencies that could help local governments with the priorities for addressing this concern are: Texas Commission on Environmental Quality, local Keep Texas Beautiful affiliates, State of Texas Alliance for Recycling, Junk Buster, NewGen Strategies & Solutions, Burns McDonnell, Reliable Tire Disposal,</p>

Solid Waste Management Concern	Names of Planning Areas and Agencies that Could Address the Concern via Joint Action(s)
	Liberty Tire Disposal, Texas Disposal Systems, and Robert Howard and Associates, and Texas Department of Transportation

III.K. Identification of Incentives and Barriers for Source Reduction and Waste Minimization, and Resource Recovery, Including Identification of Potential Markets

[Ref. 30 TAC §330.643(a)(3)(K)]

In the table, identify incentives and barriers for source reduction and waste minimization and resource recovery including potential markets and strategies. Describe incentives and barriers impacting source reduction and waste minimization, and resource recovery. Identify public and private incentives and markets available to assist in meeting goals and objectives. Add or remove rows as needed for each section. Refer to Regional Plan Instructions for more information on III.K. Identification of Incentives and Barriers for Source Reduction and Waste Minimization, and Resource Recovery, Including Identification of Potential Markets.

Table III.K.I Incentives and Barriers for Source Reduction and Waste Minimization, and Resource Recovery

Source Reduction and Waste Minimization	
Identify incentives for source reduction and waste minimization.	Pay As You Throw Programs; Tiered sizes for solid waste, recycling, and compost bins; waste audits; carbon credits; rebate programs;
Identify barriers to source reduction and waste minimization.	Lack of solid waste services in rural areas; lack of standardization of bin colors; lack of Material Recycling Facilities to handle increased recycling amounts; lack of drop off locations or citizens collection centers that are spaced at 15-mile intervals; cost of landfilling being less than cost of recycling; lack of recycling facilities.
Resource Recovery	
Identify incentives for resource recovery.	Reduction in the need for siting new landfills; product stewardship programs; extended producer responsibility; sustainable resources programs; markets for clean recyclables; economic opportunities for hard to recycle items; code enforcement; bin police; fines; and local ordinances.
Identify barriers to resource recovery.	Low landfill tipping fees; contaminated reusable/recyclable materials; shortage of Material Recycling Facilities; fuel costs for transport of recyclable materials; lack of public education and outreach. Coordination amongst solid waste service providers to utilize like coloring for recycling containers, C&D waste containers, and trash containers throughout the region will help citizens ensure they are placing their recyclables in the correct bin, decrease contamination rates, and increase solid waste diversion rates.
Potential Markets	
Crushed and polished glass	Can be used as aggregate in concrete or as a substitute for pea gravel or crushed rock in construction and utility projects.

Compost	Organic material that can be added to soil to help plants grow. Food scraps and yard waste can be composted instead of being sent to the landfill.
Mulch	A layer of material applied to the surface of soil. Mulch can be created by chipping yard waste, or from other non-organic materials such as used tires.
Plastic Playground Equipment	Recycled plastic can be used to create playground equipment that is durable and reusable.
Tire Derived Fuel	Alternative to coal for use in cement kilns, pulp and paper mills, and electric utility boilers.
Rubber-Modified Asphalt	A ground rubber application, often made of tire scraps that produces quieter, more durable roads.

III.L. Regional Goals and Objectives, Including Waste Reduction Goals

[Ref. 30 TAC §330.643(a)(3)(L)]

In the table, list the regional goals and corresponding objectives for the proper management of solid waste in the planning region. Identify the timetable for achieving each goal and objective using the established planning periods. Add rows as needed. The regional goals and objectives listed should match the goals and objectives provided in Volume I, per 30 TAC §330.635(A)(2)(A).

Table III.L.I Regional Goals and Objectives

<p>Goal #1 Promote community clean-up events to provide citizens with an alternative to illegal dumping.</p>	<p>Objective 1.A. Coordinate public/private partnerships to share the cost burden and promote sponsorship.</p> <p>Objective 1.B. Educate communities on the availability of funds to provide the service and coordinate events.</p> <p>Objective 1.C. Coordinate services to communities that do not have bulky item pick-up, curbside municipal solid waste services, or that have illegal dumping issues.</p>
<p>Goal #2 Encourage a Household Hazardous Waste (HHW) collection and diversion program.</p>	<p>Objective 2.A. Coordinate public/private partnerships to share the cost burden and provide services.</p> <p>Objective 2.B. Develop sub-regional collection programs that encourage permanent reuse facilities.</p> <p>Objective 2.C. Promote more cost-efficient collection programs other than annual one-day events.</p>
<p>Goal #3 Continue and enhance current illegal dumping enforcement programs.</p>	<p>Objective 3.A. Support participation in the Regional Enforcement Task Force.</p> <p>Objective 3.B. Support all programs that aim to curtail illegal dumping.</p> <p>Objective 3.C. Provide environmental enforcement training to the entire region throughout the year.</p>

<p>Goal #4 Explore alternatives to dealing with the disposal of special wastes.</p>	<p>Objective 4.A. Reduce the amount of construction and demolition (C&D) waste and encourage recycling.</p> <p>Objective 4.B. Determine effective and efficient management of used tires and oil.</p> <p>Objective 4.C. Provide public education on electronics recycling and work with other entities on maintaining a database of reliable electronic recycling industries.</p> <p>Objective 4.D. Encourage MSW facilities to have used tire programs.</p>
<p>Goal #5 Promote public education on integrated solid waste management.</p>	<p>Objective 5.A. Establish educational programs specific to other goals (HHW, illegal dumping, and recycling).</p> <p>Objective 5.B. Coordinate educational programs through school curricula, advertising, and environmental projects.</p> <p>Objective 5.C. Maintain and promote the environmental resource center for public use.</p>
<p>Goal #6 Encourage effective and efficient management and operation of recycling services.</p>	<p>Objective 6.A. Coordinate public/private partnerships.</p> <p>Objective 6.B. Coordinate the development of markets for recycled materials and maintain local control as necessary to assure quality of services.</p> <p>Objective 6.C. Seek support for and encourage continued operation of small businesses and non-profit recycling entities.</p>
<p>Goal #7 Encourage the proper management and disposal of municipal solid waste.</p>	<p>Objective 7.A. Ensure best industry practices for all MSW facilities.</p>

	<p>Objective 7.B. Encourage MSW facilities to be involved with surrounding communities.</p>
<p>Goal #8 Promote reduction in the disposal amount of yard waste and encourage recycling.</p>	<p>Objective 8.A. Coordinate programs for the diversion of yard trimmings and brush, and their use of the compost or mulch.</p> <p>Objective 8.B. Provide material on the “Don’t Bag It” program for yard waste and backyard composting.</p> <p>Objective 8.C. Provide education materials on the beneficial use of green waste.</p> <p>Objective 8.D. Coordinate with MSW facilities to divert yard waste and brush from disposal.</p>
<p>Goal #9 Determine whether access to and the availability of legal disposal options in the CAPCOG region are adequate.</p>	<p>Objective 9.A. Determine if new or expanded facilities are needed with the region.</p> <p>Objective 9.B. Coordinate the development of transfer stations and citizen collection stations in areas of need.</p> <p>Objective 9.C. Coordinate open and free markets within the region for solid waste collection, disposal, and recycling.</p>
<p>Goal #10 Promote administrative structures to ensure some measure of local control in the siting, expansion, and operation of MSW facilities.</p>	<p>Objective 10.A. Coordinate with counties to pass municipal solid waste siting ordinances.</p> <p>Objective 10.B. Provide pre-application assistance to interested parties.</p> <p>Objective 10.C. Utilize a checklist to provide guidance and determine plan conformance for MSW permit and registration applications.</p>

	<p>Objective 10.D. Coordinate development of regional or local programs to enforce MSW regulations and permit requirements.</p>
<p>Goal #11 Promote incentives for recycling activities and increased recycling participation rates across the region.</p>	<p>Objective 11.A. Work to seek funding for CAPCOG to coordinate, monitor, and report on progress achieved toward meeting regional recycling goals.</p> <p>Objective 11.B. Consider/evaluate volume-based rate structures/recycling programs.</p> <p>Objective 11.C. Encourage studies and analysis of the current waste stream to stimulate economic development in the recycling industry.</p>
<p>Goal #12 Reduce the amount of municipal solid waste generated and disposed of within the region.</p>	<p>Objective 12.A. Coordinate the separation and collection of recyclables from governmental facilities.</p> <p>Objective 12.B. Emphasize market-based incentives and market development.</p> <p>Objective 12.C. Target waste reduction activities to specific waste streams.</p>
<p>Goal #13 Increase the CAPCOG region recycling rate.</p>	<p>Objective 13.A. Coordinate innovative recycling projects throughout the region.</p>
<p>Goal #14 Provide permanent household hazardous waste collection facilities throughout the region.</p>	<p>Objective 14.A. Coordinate the creation of HHW facilities throughout the region.</p>
<p>Goal #15 Use the Plan Conformance/Facility Application Review process and the provisions of §363.066, Health & Safety Code, to address land use compatibility and other local issues to avoid if possible, or minimize if avoidance is not possible, adverse impacts from municipal solid waste</p>	<p>Objective 15.A. Determine whether the use of a site for a MSW facility may adversely impact human health or the environment by evaluating and determining impacts of the site upon counties, cities, communities, groups of property owners, or individuals in terms of compatibility of land use, zoning in the vicinity, community growth patterns, and other factors associated with the public interest.</p>

(MSW) facilities on human health and the environment.

Objective 15.B. Monitor MSW facilities' compliance with local zoning requirements, siting ordinances, and other local government land use regulations.

Objective 15.C. Assess MSW facilities' impacts on roads, drainage ways, and other infrastructure. Consider existing and planned future land uses near proposed facilities. Consider and address infrastructure problems created by facilities. Consider and address potential land use conflicts between MSW facilities and existing and planned development.

Objective 15.D. Encourage MSW facilities to be good neighbors, by assessing and considering every applicant's five-year compliance history in Texas to the fullest extent allowed by TCEQ.

Objective 15.E. Encourage programs that provide incentives for using landfills instead of illegal dumping including but not limited to conducting and increasing awareness of community cleanup events, efforts to curtail illegal dumping, litter abatement and waste reduction programs, public education programs, lower rates for waste-collection events, etc.

Objective 15.F. Avoid if possible, or minimize if avoidance is not possible, concerns about visual and aesthetic impacts from MSW facilities on adjacent land uses by incorporating "context sensitive" design, appropriate buffers, and setbacks into facility design. Encourage operators to take reasonable and appropriate steps to avoid such impacts if possible or minimize them if complete avoidance is not possible.

Objective 15.G. Address local land use concerns about the long term and cumulative effects of MSW facilities and protect the public interest in a natural landscape,

	<p>avoid if possible, or minimize if not possible, major disruptions to the landscape and other adverse long term and cumulative effects by monitoring whether the permitted and maximum potential (theoretical geometric calculation) height and capacity of a MSW facility are accurately calculated and taken into account.</p> <p>Objective 15.H. Avoid if possible, or minimize if avoidance is not possible, nuisance conditions associated with MSW facilities that generate community concerns by encouraging applicants to implement reasonable and appropriate measures and best management practices to prevent and control litter, storm water runoff, vectors, odor, excessive noise, light pollution, and other nuisance conditions.</p>
--	---

III.M. Advantages and Disadvantages of Alternative Actions

[Ref. 30 TAC §330.643(a)(3)(M)]

<p>Are alternative actions being considered in this plan for the regional area?</p>	<p><input type="checkbox"/> Yes. Provide details in <i>Attachment III.M.</i></p> <p><input checked="" type="checkbox"/> No. No further action required.</p>
--	---

III.N. Recommended Plan of Action and Associated Timetable for Achieving Specific Goals and Objectives

[Ref. 30 TAC §330.643(a)(3)(N)]

In the table, provide the plan of action and anticipated timetable for achieving the goals and objectives identified in Section III.L. Identify and describe action plans, the corresponding timetables and, where available, implementation milestones. Include brief descriptions of action plans, timetables, and milestones. Milestone dates may include specific years or planning periods; short-term planning period (1-5 years), intermediate planning period (6-10 years), and/or long-range planning period (11-20 years or longer). Refer to Regional Plan Instructions for more information on III.N. Recommended Plan of Action and Timetable for Achieving Regional Goals and Objectives, Including Specified Goals and Objectives.

Table III.N.I Plan of Action and Timetable for Achieving Specific Goals and Objectives

Goal/Objective	Plan of Action	Milestone Dates
Waste Reduction	Provide funding for recycling infrastructure	Biennially driven

Goal/Objective	Plan of Action	Milestone Dates
	Public education & outreach Promote and facilitate waste characterization studies Identify and help develop new markets for hard to recycle materials	Biennially driven Ongoing Ongoing
Composting Programs for Yard Wastes and Related Organic Wastes	Promote: TCEQ's Compost Rebate Program Community Collection Events - green waste Municipal compost programs Municipal green waste collection bins Right of way beautification programs	Ongoing Biennially driven Ongoing Ongoing ongoing
Household Hazardous Waste Collection and Disposal Programs	Increase number of permanent facilities Increase funding for collection events Public Outreach & Education	Legislatively driven Legislatively driven Biennially driven
Public Education Programs	Outreach & Education materials Outreach & Education literature Public Service Announcements Environmental Law Training Maintain website Provide technical assistance	Biennially driven Biennially driven Biennially driven Scheduled annually Ongoing Ongoing
The Need for New or Expanded Facilities and Practices	Monitor landfill capacity Monitor advances in solid waste management Participate in state agency initiatives Participate in non-profit recycling organizations Promote solid waste facility siting ordinances	Ongoing Ongoing Ongoing Ongoing Ongoing
<input type="checkbox"/> Check box if additional details are provided in <i>Attachment III.N.</i>		

III.O. Identification of the Process that Will be Used to Evaluate Whether a Proposed Municipal Solid Waste Facility Application Will be in Conformance with the Regional Plan

[Ref. 30 TAC §330.643(a)(3)(O)]

- The process that will be used to evaluate whether a proposed municipal solid waste facility application will be in conformance with the regional plan is identified in **Attachment III.O.**

Section IV. Required Approvals

Table IV.I Required Approvals

Solid Waste Advisory Committee	September 24, 2021
Public Meeting Dates	September 17, 2021
Executive Committee	December 8, 2021

- Check box if local government and jurisdiction resolutions, and letters of support are included in **Attachment IV.A.**
- Public notice, agenda, public comments, and the transcript of the required public meeting are included as **Attachment IV.B.**

CAPCOG Solid Waste Grants Implementation Projects 2002 to 2021

Year	Grant #	Grantee	County	Project Type	Amount	Funded Description
2002	02-12-G01	San Marcos, City of	Hays	HHW	\$77,066.00	HHW collection events
2002	02-12-G05	Cedar Park, City of	Williamson	LE	\$7,365.00	Enhance local enforcement program
2002	02-12-G06	Travis County	Travis	LE	\$45,950.00	Enhance local enforcement program
2002	02-12-G07	San Marcos, City of	Hays	LE	\$17,480.00	Surveillance cameras for litter control
2002	02-12-G11	Bastrop County	Bastrop	LE	\$15,975.00	Surveillance equipment
2002	02-12-I01	Capital Area Planning Council	Regional	LE	\$36,292.00	Enhance local enforcement program
2002	02-12-G02	Hays County	Hays	SRR	\$26,000.00	Chipper
2002	02-12-G03	Lower Colorado River Authority	Regional	SRR	\$40,811.00	Expand regional recycling program
2002	02-12-G04	Manor, City of	Travis	SRR	\$0.00	Centralized recycling program/Edu
2002	02-12-G08	Williamson County	Williamson	SRR	\$0.00	Centralized recycling program/Edu
2002	02-12-G09	Johnson City, City of	Blanco	SRR	\$42,000.00	Centralized recycling program/
2002	02-12-G10	Blanco Independent School District	Blanco	SRR	\$27,775.00	Chipper/loader
2002	02-12-G12	Burnet County	Burnet	SRR	\$27,743.00	Centralized recycling program - two trailers
2002	02-12-G13	Pflugerville, City of	Travis	SRR	\$25,000.00	Chipper
2003	03-12-G05	Hays County	Hays	CCS	\$21,000.00	Citizens collection station
2003	03-12-G14	Bastrop County	Bastrop	LIDC-CCE	\$7,900.00	Community clean-up events
2003	03-12-G03	Travis County	Travis	ET	\$4,300.00	MSW education
2003	03-12-G01	San Marcos, City of	Hays	HHW	\$74,636.00	HHW collection events
2003	03-12-G02	Austin, City of	Travis	HHW	\$43,000.00	HHW storage building
2003	03-12-G10	Austin, City of	Travis	HHW	\$30,000.00	HHW education
2003	03-12-G06	Cedar Park, City of	Williamson	LE	\$5,400.00	Local enforcement program
2003	03-12-G09	Caldwell County	Caldwell	LE	\$34,169.00	Local enforcement program
2003	03-12-G11	Jonestown, City of	Travis	LE	\$15,550.00	Local enforcement program
2003	03-12-I01	Capital Area Planning Council	Regional	LE	\$24,439.00	Enhance local enforcement program
2003	03-12-G04	Llano County	Llano	SRR	\$16,900.00	Purchase recycling trailer
2003	03-12-G07	La Grange, City of	Fayette	SRR	\$7,645.00	Recycling trailer
2003	03-12-G08	Bastrop County	Bastrop	SRR	\$31,000.00	Chipper/advertisement
2003	03-12-G12	Blanco County	Blanco	SRR	\$28,500.00	Forklift/ramp
2003	03-12-G13	Williamson County	Williamson	SRR	\$37,900.00	Truck/education
2003	03-12-G15	Lakeway, City of	Travis	SRR	\$44,800.00	Chipper
2003	03-12-G16	Bastrop County	Bastrop	SRR	\$46,276.00	Truck/education
2004	04-12-G01	Round Rock, City of	Williamson	HHW	\$26,288.00	Enhancement of HHW program
2004	04-12-G03	Llano County	Llano	HHW	\$36,400.00	HHW collection event with education
2004	04-12-G07	Blanco County	Blanco	HHW	\$17,600.00	HHW collection event with education
2004	04-12-G04	Cedar Park, City of	Williamson	LE	\$4,700.00	Enhancement of local enforcement program
2004	04-12-G05	Travis County	Travis	LE	\$62,602.00	Local enforcement program
2004	04-12-G06	Llano County	Llano	LE	\$7,240.00	Local enforcement program
2004	04-12-I01	Capital Area Planning Council	Regional	LE	\$37,679.00	Regional Environmental Task Force coordinator
2004	04-12-G02	Fayette County	Fayette	SRR	\$80,698.00	Glass pulverizer
2004	04-12-G08	Williamson County	Williamson	SRR	\$80,150.00	Enhance recycling program
2004	04-12-G09	Llano, City of	Llano	SRR	\$56,000.00	Construction of a facility for recycling materials

CAPCOG Solid Waste Grants Implementation Projects 2002 to 2021

2004	04-12-I02	Capital Area Planning Council	Regional	TS	\$25,000.00	Study - Alternatives to Landfill Disposal
2005	05-12-G01	Hays County	Hays	CCS	\$38,300.00	Enhance CCS and transfer station
2005	05-12-G12	Hays County	Hays	CCS	\$19,500.00	Forklift for citizens collection station
2005	05-12-G11	Lee County	Lee	HHW	\$19,600.00	HHW event
2005	05-12-G04	Bastrop County	Bastrop	LE	\$10,900.00	Local enforcement equipment
2005	05-12-I01	Capital Area Planning Council	Regional	LE	\$40,242.00	Local enforcement
2005	05-12-G09	Travis County	Travis	LE	\$8,520.00	Local enforcement education/equipment
2005	05-12-G13	Williamson County	Williamson	LE	\$1,951.93	Local enforcement cameras
2005	05-12-G07	Williamson County	Williamson	LE	\$82,180.00	Local enforcement program/equipment
2005	05-12-G14	Blanco County	Blanco	SRR	\$20,307.07	Enhance recycling facility/baler
2005	05-12-G08	Blanco County	Blanco	SRR	\$45,000.00	Equipment for recycling center
2005	05-12-G03	Burnet County	Burnet	SRR	\$82,125.00	Enhance recycling facility/equipment
2005	05-12-G06	Johnson City, City of	Blanco	SRR	\$38,950.00	Enhance recycling facility
2005	05-12-G02	La Grange, City of	Fayette	SRR	\$2,650.00	Purchase curbside bins
2005	05-12-G10	Llano County	Llano	SRR	\$14,725.00	Enhance recycling facility/trailers
2005	05-12-G05	Lower Colorado River Authority	Regional	SRR	\$15,888.00	Enhance regional recycling program
2006	06-12-G04	Lower Colorado River Authority	Regional	ET	\$14,920.00	Green purchasing workshop
2006	06-12-G09	San Marcos, City of	Hays	HHW	\$70,101.00	HHW reuse facility
2006	06-12-I03	Capital Area Council of Governments	Regional	HHW	\$6,000.00	HHW paint mixer
2006	06-12-G08	Hays County	Hays	LE	\$34,660.00	Local enforcement officer
2006	06-12-G10	Travis County	Travis	LE	\$28,730.00	Local enforcement equipment
2006	06-12-I01	Capital Area Council of Governments	Regional	LE	\$44,340.30	RETF coordinator & supplies
2006	06-12-I02	Capital Area Council of Governments	Regional	LE	\$1,200.00	RETF GPS units
2006	06-12-G01	Blanco County	Blanco	SRR	\$72,000.00	Glass pulverizer
2006	06-12-G02	Johnson City, City of	Blanco	SRR	\$16,800.00	Glass recycling dump trailers
2006	06-12-G03	Hays County	Hays	SRR	\$34,000.00	Glass recycling truck & trailers
2006	06-12-G05	Fayette County	Fayette	SRR	\$24,500.00	Recycling fork lift
2006	06-12-G06	Williamson County	Williamson	SRR	\$12,000.00	Cardboard baler
2006	06-12-G07	Rollingwood, City of	Travis	SRR	\$7,000.00	Curbside chipping and recycling bins
2006	06-12-G11	Georgetown, City of	Williamson	SRR	\$81,593.00	Recycling equipment & construction
2007	07-12-G07	Martindale, City of	Caldwell	LIDC-CCE	\$30,000.00	Special cleanup event
2007	07-12-G08	Pflugerville, City of	Travis	LIDC-CCE	\$14,555.00	Special cleanup event
2007	07-12-G12	Travis County	Travis	LIDC-CCE	\$15,000.00	Special cleanup event
2007	07-12-G02	Cedar Park, City of	Williamson	HHW	\$47,493.00	HHW collection event & surveillance equip
2007	07-12-G06	Lockhart, City of	Caldwell	HHW	\$9,900.00	HHW collection event
2007	07-12-G09	San Marcos, City of	Hays	HHW	\$8,650.00	Enhance HHW collection
2007	07-12-I03	Capital Area Council of Governments	Regional	HHW	\$10,639.00	Paint mixer and supplies
2007	07-12-G11	Travis County	Travis	LE	\$27,456.00	Local enforcement
2007	07-12-G13	Bastrop County	Bastrop	LE	\$15,730.00	Local enforcement
2007	07-12-I01	Capital Area Council of Governments	Regional	LE	\$39,215.00	RETF coordinator & supplies
2007	07-12-G01	Blanco County	Blanco	SRR	\$16,000.00	Centralized recycling program
2007	07-12-G03	Fayette County	Fayette	SRR	\$18,145.00	Centralized recycling program
2007	07-12-G04	Flatonia, City of	Fayette	SRR	\$27,500.00	Chipper
2007	07-12-G05	La Grange, City of	Fayette	SRR	\$14,000.00	Centralized recycling program

CAPCOG Solid Waste Grants Implementation Projects 2002 to 2021

2007 07-12-G10	Smithville, City of	Bastrop	SRR	\$32,215.00	Chipper
2007 07-12-G14	Burnet County	Burnet	SRR	\$21,849.00	Recycling - slide conveyor
2007 07-12-G15	Florence, City of	Williamson	SRR	\$24,500.00	Chipper
2007 07-12-G16	Blanco County	Blanco	SRR	\$16,000.00	Baler
2007 07-12-G17	Hays County	Hays	SRR	\$18,150.00	Baler at transfer station
2007 07-12-G18	Caldwell County	Caldwell	SRR	\$30,000.00	Chipper
2007 07-12-I02	Capital Area Council of Governments	Regional	TS	\$35,000.00	Technical study - recycling
2008 08-12-G10	Granite Shoals, City of	Burnet	LIDC-CCE	\$10,778.00	Special cleanup event
2008 08-12-G12	Liberty Hill, City of	Williamson	LIDC-CCE	\$1,500.00	Special cleanup event
2008 08-12-G06	Cedar Park, City of	Williamson	ET	\$3,381.40	Special Education & Outreach
2008 08-12-G11	Hutto, City of	Williamson	ET	\$12,780.00	Recycling Education ~ PSAs
2008 08-12-G01	Bastrop County	Bastrop	HHW	\$50,690.00	HHW/Tire/E-Waste Collection Event
2008 08-12-G03	Burnet County	Burnet	HHW	\$39,700.00	HHW/Tire/E-Waste Collection Event
2008 08-12-G05	Austin, City of	Travis	HHW	\$40,000.00	HHW Collection Event
2008 08-12-G07	Cedar Park, City of	Williamson	HHW	\$38,800.00	HHW Collection Event
2008 08-12-G13	Lockhart, City of	Caldwell	HHW	\$11,877.00	HHW Collection Event
2008 08-12-G08	Cedar Park, City of	Williamson	LE	\$1,077.58	Local Enforcement Program ~ Training
2008 08-12-G09	Granite Shoals, City of	Burnet	LE	\$11,272.00	Local Enforcement Program ~ Cameras
2008 08-12-G14	Lockhart, City of	Caldwell	LE	\$3,100.00	Local Enforcement Program ~ Cameras
2008 08-12-G18	Llano County	Llano	LE	\$10,288.00	Local Enforcement Program ~ Cameras
2008 08-12-I01	Capital Area Council of Governments	Regional	LE	\$37,183.00	RETF Position and Activities
2008 08-12-G02	Blanco County	Blanco	SRR	\$14,000.00	Recycling Facility ~ Enhancement
2008 08-12-G04	Burnet County	Burnet	SRR	\$28,423.02	County Recycling Program ~ Vehicle
2008 08-12-G15	Lockhart, City of	Caldwell	SRR	\$15,000.00	Recycling Facility ~ Enhancement
2008 08-12-G16	Hays County	Hays	SRR	\$64,700.00	Recycling Facility ~ New
2008 08-12-G17	Lee County	Lee	SRR	\$24,500.00	Recycling Facility ~ Enhancement
2008 08-12-G19	Fayette County	Fayette	SRR	\$22,950.00	Recycling Facility ~ Enhancement
2009 09-12-G09	Cedar Park, City of	Williamson	LIDC-CCE	\$4,313.00	Cleanup Event
2009 09-12-G11	Granite Shoals, City of	Burnet	LIDC-CCE	\$18,384.00	Community Cleanup Events
2009 09-12-G16	Martindale, City of	Caldwell	LIDC-CCE	\$25,000.00	Community Clean-up Event
2009 09-12-G18	San Marcos, City of	Hays	LIDC-CCE	\$6,100.00	River Cleanup Events
2009 09-12-G07	Cedar Park, City of	Williamson	ET	\$8,298.00	Teacher Training (Leander ISD)
2009 09-12-G12	Hutto, City of	Williamson	HHW	\$34,400.00	HHW Voucher Program
2009 09-12-G17	San Marcos, City of	Hays	HHW	\$40,700.00	HHW Collection Events
2009 09-12-G03	Caldwell County	Caldwell	LE	\$52,770.00	Environmental Enforcement Coordinator
2009 09-12-G04	Austin, City of	Travis	LE	\$6,070.00	Surveillance System
2009 09-12-G08	Cedar Park, City of	Williamson	LE	\$9,165.00	Enforcement Officer Training
2009 09-12-I01	Capital Area Council of Governments	Regional	LE	\$19,030.00	Regional Environmental Task Force
2009 09-12-G01	Blanco County	Blanco	SRR	\$4,500.00	Recycling Center Enhancement
2009 09-12-G02	Burnet County	Burnet	SRR	\$8,403.00	Public Agency Workplace Recycling
2009 09-12-G05	Bertram, City of	Burnet	SRR	\$9,826.90	Recycle Center Enhancement
2009 09-12-G06	Burnet, City of	Burnet	SRR	\$21,700.00	Multi-bin Recycling Trailer
2009 09-12-G10	Georgetown, City of	Williamson	SRR	\$25,117.88	Public Agency/Public Event Recycling
2009 09-12-G13	Hutto, City of	Williamson	SRR	\$17,800.00	Multi-bin Recycling Trailer

CAPCOG Solid Waste Grants Implementation Projects 2002 to 2021

2009 09-12-G14	Johnson City, City of	Blanco	SRR	\$27,388.00	Curbside Recycling Program
2009 09-12-G15	La Grange, City of	Fayette	SRR	\$25,000.00	Chipping Management ~ Chipper
2009 09-12-G19	Fayette County	Fayette	SRR	\$26,500.00	Recycle Center Enhancement
2009 09-12-G20	Travis County	Travis	SRR	\$28,653.00	Food Waste Composting Program
2010 10-12-G07	Caldwell County	Caldwell	LIDC-CCE	\$19,306.00	Neighborhood cleanup events (3)
2010 10-12-G10	Lower Colorado River Authority	Regional	LIDC-CCE	\$22,350.00	Community cleanup events
2010 10-12-G21	Jarrell, City of	Williamson	LIDC-CCE	\$2,000.00	Rural neighborhood collection events
2010 10-12-G01	Cedar Park, City of	Williamson	ET	\$9,929.00	SW management training
2010 10-12-G04	Blanco County	Blanco	HHW	\$10,000.00	Special waste collection event (BOPA)
2010 10-12-G06	Burnet County	Burnet	HHW	\$21,050.00	Special waste collection event (BOPA)
2010 10-12-G08	Cedar Park, City of	Williamson	HHW	\$37,233.00	HHW collection event
2010 10-12-G09	Austin, City of	Travis	HHW	\$8,600.00	HHW facility enhancement (paint recy.)
2010 10-12-G11	Hays County	Hays	HHW	\$27,000.00	HHW collection event
2010 10-12-G12	Hutto, City of	Williamson	HHW	\$8,000.00	Special waste collection event (BOPA)
2010 10-12-G13	Lockhart, City of	Caldwell	HHW	\$12,548.00	HHW collection event
2010 10-12-G19	San Marcos, City of	Hays	HHW	\$45,920.00	HHW facility enhancement (staffing)
2010 10-12-G20	Sunset Valley, City of	Travis	HHW	\$4,000.00	E-waste collection event
2010 10-12-G03	Austin, City of	Travis	LE	\$20,801.00	Local enforcement - surveillance system
2010 10-12-G17	Travis County	Travis	LE	\$8,517.96	Local enforcement - surveillance system
2010 10-12-I01	Capital Area Council of Governments	Regional	LE	\$66,273.00	Regional environmental task force
2010 10-12-G02	Fayette County	Fayette	SRR	\$26,349.63	Recycling facility enhancement - forklift
2010 10-12-G05	Blanco County	Blanco	SRR	\$2,500.00	Recycling facility enhancement - hoppers
2010 10-12-G14	La Grange, City of	Fayette	SRR	\$7,702.00	Single family residential recycling
2010 10-12-G15	Smithville, City of	Bastrop	SRR	\$65,983.17	School recycling program
2010 10-12-G16	Llano, City of	Llano	SRR	\$47,000.00	Recycling facility enhancement - truck
2010 10-12-G18	Manor Independent School District	Travis	SRR	\$6,172.24	School recycling program
2011 11-12-G03	Blanco County	Blanco	HHW	\$26,700.00	HHW Event
2011 11-12-G04	Burnet County	Burnet	HHW	\$29,600.00	HHW Event
2011 11-12-G05	Georgetown, City of	Williamson	HHW	\$8,389.15	Removal of Coolant Program
2011 11-12-G07	Lee County	Lee	HHW	\$10,700.00	HHW Event
2011 11-12-G11	Llano County	Llano	HHW	\$12,100.00	Special Waste Collection Event
2011 11-12-I02	Capital Area Council of Governments	Regional	HHW	\$2,500.00	HHW Trailer Repair
2011 11-12-G01	Caldwell County	Caldwell	LE	\$5,399.94	Local Enforcement Camera
2011 11-12-G06	Granite Shoals, City of	Burnet	LIDC-CCE	\$21,885.00	Bulky Item Pick-Up
2011 11-12-G02	Austin Independent School District	Travis	SRR	\$55,355.00	School Compost Program/Equipment
2011 11-12-G08	Taylor, City of	Williamson	SRR	\$20,568.36	Recycling Ctr/Containers/Education
2011 11-12-G09	Mountain City	Hays	SRR	\$12,200.00	Recycling Trailer
2011 11-12-G10	Leander, City of	Williamson	SRR	\$14,000.00	Recycling @ the Workplace
2011 11-12-G12	San Marcos, City of	Hays	SRR	\$7,000.00	Big Belly Recycling Containers
2011 11-12-G13	Travis County	Travis	SRR	\$29,590.00	Recycling @ Public Events/Equipment
2011 11-12-I03	Capital Area Council of Governments	Regional	SRR	\$50,000.00	Regional Tire Recycling Project
2011 11-12-I01	Capital Area Council of Governments	Regional	TS	\$16,161.00	Study-Survey MSW&Recycling Facilities
2012 12-12-G02	BURNET COUNTY	Burnet	HHW	\$12,975.00	HHW 7 TIRE COLLECTION EVENT
2012 12-12-G06	CITY OF LAKEWAY	Travis	HHW	\$87,358.00	HHW FACILITY/EQUIPMENT

CAPCOG Solid Waste Grants Implementation Projects 2002 to 2021

2012	12-12-I01	CAPCOG	Regional	LE	\$96,819.14	Local Enforcement
2012	12-12-G03	CALDWELL COUNTY	Caldwell	LIDC-CCE	\$16,683.78	COMMUNITY CLEAN UP EVENTS (4)
2012	12-12-G01	CITY OF BASTROP	Bastrop	SRR	\$32,500.00	CHIPPER
2012	12-12-G04	CITY OF JOHNSON CITY	Blanco	SRR	\$17,413.45	FORKLIFT FOR RECYCLING CTR.
2012	12-12-G05	CITY OF SMITHVILLE	Bastrop	SRR	\$5,000.00	ENHANCE RECYCLING CTR/BUILDING
2013	13-12-G01	BASTROP COUNTY	Bastrop	HHW	\$33,420.00	HHW EVENT & EDUCATION
2013	13-12-G05	City of Cedar Park	Williamson	HHW	\$33,300.00	HHW Event
2013	13-12-G06	City of San Marcos	Hays	HHW	\$10,800.00	HHW Disposal Cost
2013	13-12-G02	CITY OF GRANITE SHOALS	Burnet	LIDC-CCE	\$13,450.00	CLEAN UP EVENT
2013	13-12-G03	CITY OF LOCKHART	Caldwell	SRR	\$18,000.00	FORKLIFT FOR RECYCLING FACILITY
2013	13-12-G04	City of Cottenwood Shores	Burnet	SRR	\$31,939.00	Chipper
2013	13-12-G07	Blanco County	Blanco	SRR	\$7,087.14	Enhance Recycling Facility
2014	14-12-G06	Bastrop County	Bastrop	ET	\$7,459.00	Misc. Education
2014	14-12-G03	City of San Marcos	Hays	HHW	\$10,000.00	HHW Event
2014	14-12-G04	Brushy Creek MUD	Williamson	HHW	\$6,000.00	HHW Vouchers
2014	14-12-I01	Capital Area Council of Governments	Regional	LE	\$70,000.00	Regional Environmental Task Force
2014	14-12-G02	Caldwell County	Caldwell	LIDC-CCE	\$8,640.05	Tire Collection Events
2014	14-12-G05	City of Hutto	Williamson	LIDC-CCE	\$5,000.00	Illegal Dumpsite Cleanups (4)
2014	14-12-G01	Fayette County	Fayette	SRR	\$25,000.00	Forklift for Recycling Center
2015	15-12-G01	Blanco County	Blanco	HHW	\$10,000.00	HHW Event
2015	15-12-G03	City of Lockhart	Caldwell	HHW	\$9,037.00	HHW Event
2015	15-12-G04	City of Cedar Park	Williamson	HHW	\$28,000.00	HHW Event
2015	15-12-G05	Burnet County	Burnet	HHW	\$12,000.00	HHW Event
2015	15-12-G06	Lee County	Lee	HHW	\$11,590.00	HHW Event
2015	15-12-G02	City of Granite Shoals	Burnet	LIDC-CCE	\$13,000.00	Community Collection Event
2015	15-12-G07	City of Smithville	Bastrop	SRR	\$1,695.00	SRR - Recycling Scale
2015	15-12-G08	Austin Community College	Travis	SRR	\$22,058.00	SRR - Riverside Campus Recycling
2016	16-12-01	Bastrop County	Bastrop	HHW	\$41,792.00	HHW Facility
2016	16-12-02	City of San Marcos	Hays	HHW	\$10,500.00	HHW Collection Event
2016	16-12-03	Burnet County	Burnet	HHW	\$25,740.66	HHW Collection Event
2016	16-12-04	City of Cedar Park	Williamson	HHW	\$28,003.59	HHW Collection Event
2016	16-12-06	City of Lockhart	Caldwell	HHW	\$20,055.40	HHW Collection Event
2016	16-12-05	CAPCOG	Regional	LE	\$20,009.95	Local Enforcement/RETF
2016	16-12-07	Caldwell County	Caldwell	LIDC-CCE	\$8,760.05	Community Collection Event (4)
2017	17-12-07	Hays County	Hays	CCS	\$16,700.00	Citizen's Collection Station
2017	17-12-04	Llano County	Llano	HHW	\$20,000.00	Special Waste Collection Events (2)
2017	17-12-06	City of Georgetown	Williamson	HHW	\$7,400.00	Pharmaceutical Collection
2017	17-12-05	City of Llano	Llano	LE	\$3,045.00	Local Enforcement Equipment
2017	17-12-03	City of Granite Shoals	Burnet	LIDC-CCE	\$9,170.00	Community Cleanup Event
2017	17-12-08	City of Blanco	Blanco	LIDC-CCE	\$884.43	Community Collection Event
2017	17-12-01	Austin ISD	Travis	SRR	\$14,558.80	Bins for Recycling Project @ISD
2017	17-12-02	Austin ISD	Travis	SRR	\$19,492.22	Composting Bins @ ISD
2018	18-12-01	Bastrop County	Bastrop	HHW	\$46,250.00	HHW Management - Permanent Facility
2018	18-12-02	City of Lakeway	Travis	HHW	\$12,500.00	HHW Management - Permanent Facility

CAPCOG Solid Waste Grants Implementation Projects 2002 to 2021

2018	18-12-04	Llano County	Llano	HHW	\$20,000.00	HHW - BOPATE
2018	18-12-03	City of Granite Shoals	Burnet	LIDC-CCE	\$6,450.00	LIDC&CCE
2019	19-12-01	Blanco County	Blanco	HHW	\$12,000.00	HHW Event
2019	19-12-02	Burnet County	Burnet	HHW	\$35,000.00	HHW Event
2019	19-12-03	City of Lago Vista	Travis	HHW	\$17,400.00	HHW BOPATE (2)
2019	19-12-04	City of Lockhart	Caldwell	HHW	\$16,000.00	HHW Event
2019	19-12-05	City of Buda	Hays	HHW	\$10,500.00	HHW Event
2020	20-12-04	CAPCOG	Regional	ET	\$10,500.00	HHW Training
2020	20-12-02	Burnet County	Burnet	HHW	\$40,185.10	HHW Storage Building/Equipment
2020	20-12-03	Bastrop County	Bastrop	HHW	\$24,000.00	HHW Facility/Education
2020	20-12-01	Caldwell County	Caldwell	LIDC-CCE	\$14,404.80	Community Colletion Events/ Tires/ Education
2021	21-12-01	Llano County	Llano	HHW	\$7,850.00	HHW Event
2021	21-12-02	Fayette County	Fayette	HHW	\$15,160.00	HHW Storage Building
2021	21-12-03	Blanco County	Blanco	HHW	\$32,000.00	HHW Event
2021	21-12-04	City of Lockart	Caldwell	HHW	\$18,000.00	HHW Event
2021	21-12-05	City of Granite Shoals	Burnet	LIDC-CCE	\$16,500.00	Community Collection Event
2021	21-12-06	Llano County	Llano	LIDC-CCE	\$12,510.00	Community Collection Event/Tires

Attachment III.B. Landfill Data - Disposal 2011 - 2019

9

	2011	2012	2013	2014
Municipal_Total	1,382,636.58	1,480,205.28	1,530,304.39	1,581,038.47
Brush_Total	0.00	0.00	0.00	0.00
Construction_Demo_Total	290,691.39	354,533.83	388,045.53	445,345.45
Litter_Total	286.00	288.00	4,096.97	295.00
Tires_Total	0.79	0.31	0.01	2.24
ContaminatedSoil_Total	20,176.63	17,754.30	25,140.94	7,862.61
MedicalWaste_Total	7,365.00	7,214.00	5,710.46	6,001.58
DeadAnimals_SlaughterHouse_Total	51.83	34.85	7.61	9.31
RACM_Total	4,750.78	3,851.90	2,328.35	699.29
Non_RACM_Total	1,428.42	1,020.46	935.35	1,570.52
PesticidesContainers_Total	0.00	0.00	0.00	0.00
CESQG_Total	0.00	0.00	0.00	0.00
Sludge_Total	57,657.02	57,492.62	44,069.81	36,788.38
GreaseTrap_Total	0.00	0.00	0.00	0.00
GritTrap_Total	198.40	0.00	0.00	0.00
UsedOilFilters_Total	0.00	0.00	0.00	0.00
NHIW_Class2_3_Total	17,775.36	16,609.35	8,412.46	10,445.37
Septage_Total	0.00	0.00	1,268.99	7,335.27
IncineratorAsh_Total	0.00	0.00	0.00	0.00
Other_Total	12,646.13	9,550.69	8,426.97	6,668.43
Total Tons_Total	1,795,664.33	1,949,253.00	2,018,747.00	2,104,062.00

AAttachment III.B. Landfill Data - Disposal 2011 - 2019
019

	2015	2016	2017	2018	2019
Municipal_Total	1,616,244.70	1,737,180.36	1,842,281.35	1,847,787.09	1,911,827.16
Brush_Total	11,959.00	14,836.00	4,680.79	0.00	2,012.20
Construction_Demo_Total	504,620.52	552,173.52	562,196.64	594,767.99	659,829.48
Litter_Total	325.00	340.00	355.00	412.00	500.40
Tires_Total	0.00	6.00	0.00	0.00	4.73
ContaminatedSoil_Total	11,223.89	13,674.08	15,766.63	8,547.86	3,408.78
MedicalWaste_Total	5,307.88	1,069.00	0.00	0.00	0.00
DeadAnimals_SlaughterHouse_Total	7.43	8.04	60.55	116.40	130.49
RACM_Total	2,338.25	777.74	524.47	637.72	1,596.29
Non_RACM_Total	31,606.03	4,791.24	1,946.17	3,250.91	7,361.16
PesticidesContainers_Total	0.00	0.00	0.00	0.00	0.00
CESQG_Total	0.00	0.00	0.00	0.00	0.00
Sludge_Total	26,216.69	26,562.58	10,446.03	7,714.97	10,334.04
GreaseTrap_Total	0.00	0.00	0.00	0.00	0.00
GritTrap_Total	0.00	0.00	0.00	0.00	0.00
UsedOilFilters_Total	0.00	0.00	0.00	0.00	0.00
NHIW_Class2_3_Total	13,724.43	24,452.00	19,006.09	26,176.01	33,630.33
Septage_Total	6,634.85	0.00	0.00	0.00	0.00
IncineratorAsh_Total	0.00	0.00	0.00	0.00	0.00
Other_Total	3,317.43	611.00	57.09	0.00	20.60
Total Tons_Total	2,233,526.00	2,376,482.00	2,457,321.00	2,489,412.00	2,630,657.00

AAttachment III.B. Landfill Data - Capacity 2011 - 2019

	2011	2012	2013	2014
Total Permitted Waste Capacity For Facility (yd3)		6,486.00	0.00	0.00
E) Last FY's Remaining Capacity (yd3)			2,647,569.00	2,315,866.00
B) Amount of Waste Disposed This FY (yd3)		73,830,266.00	0.00	0.00
H) Current FY's Remaining Capacity (yd3)	115,416,320.00	112,809,847.00	107,252,262.00	104,543,379.00
Total Tons_Total	1,795,664.33	1,949,253.00	2,018,747.00	2,104,062.00

Attachment III.B. Landfill Data - Capacity 2011 - 2019

	2015	2016	2017	2018	2019
Total Permitted Waste Capacity For Facility (yd3)	0.00	0.00	0.00	0.00	0.00
E) Last FY's Remaining Capacity (yd3)	2,073,660.00	1,543,017.00	2,359,997.00	0.00	1,110,189.00
B) Amount of Waste Disposed This FY (yd3)	0.00	0.00	0.00	0.00	0.00
H) Current FY's Remaining Capacity (yd3)	101,531,549.00	98,512,868.00	92,110,549.00	86,814,880.00	83,417,506.00
Total Tons_Total	2,233,526.00	2,376,482.00	2,457,321.00	2,489,412.00	2,630,657.00

Attachment III.B. Landfill Data - Diversion 2011 - 2019

	Landfills								
	2011	2012	2013	2014	2015	2016	2017	2018	2019
Yard Waste or Brush (tons)	24,954.85	20,450.50	22,607.20	22,844.60	29,094.00	23,023.80	31,640.00	23,653.00	26,455.20
Aluminum (tons)	NA	0.00	3.70	3.00	51.70	956.60	999.30	1,114.80	1,144.50
Metal (tons)	4,668.11	2,959.60	3,035.40	5,334.40	8,598.50	8,881.70	12,995.90	11,280.50	16,710.50
Glass (tons)	15,474.30	19,570.00	12,466.10	7,889.70	7,728.30	14,462.70	14,899.50	15,077.40	14,321.30
Plastic (tons)	4,073.75	38.60	103.60	55.80	4,278.20	4,782.90	4,996.30	5,576.10	5,719.60
Plastic Bottles (tons)	NA	0.00	0.00	0.00	2,115.70	2,049.80	2,141.30	2,388.60	2,448.90
Paper/Cardboard (tons)	29,686.77	2,540.60	1,781.90	1,831.80	33,614.80	36,064.10	37,679.10	42,021.80	43,071.50
Construction/Demolition Waste (tons)	14,462.85	10,934.50	17,044.00	36,247.30	14,801.40	48,732.30	47,990.00	58,415.60	36,744.00
Electronic Equipment	NA	423.50	457.50	0.00	0.00	0.00	0.00	0.00	6.00
White Goods (tons)	0.00	11.70	50.40	83.30	418.70	6.10	3.10	282.30	146.00
Tires (tons)	533.00	121.00	30.70	272.60	371.60	560.50	168.40	132.30	253.10
Automotive (tons)	NA	0.00	323.60	0.00	0.00	0.00	0.00	0.00	0.00
Shingles (tons)	NA	0.00	35.40	0.80	0.00	0.00	0.00	0.00	0.00
Used Oil (tons)	NA	0.00	114.80	0.00	0.00	0.00	0.00	8.10	4.20
Other Materials	19,035.55	38,179.50	41,485.30	32,622.10	40,556.70	14,928.60	20,241.30	32,107.90	34,973.50
Total Diversion	112,889.18	95,229.50	99,539.60	107,185.40	141,629.60	154,449.10	173,754.20	192,058.40	181,998.30

Attachment III.B. Landfill Data - Diversion 2011 - 20199

	Processing Facilities								
	2011	2012	2013	2014	2015	2016	2017	2018	2019
Yard Waste or Brush (tons)	4,994.63	6,365.10	5,167.60	3,772.70	3,246.20	3,717.40	2,521.60	6,296.90	5,859.60
Aluminum (tons)	0.00	4.00	34.70	3.40	3.40	3.60	4.10	4.20	3.90
Metal (tons)	708.07	254.70	327.50	310.10	403.30	327.90	476.10	546.00	604.20
Glass (tons)	27.00	83.30	112.50	109.00	106.80	97.40	134.60	110.30	106.50
Plastic (tons)	0.00	8.60	5.90	5.90	5.90	5.30	6.50	5.70	6.50
Plastic Bottles (tons)	2.00	9.30	9.30	14.60	17.50	14.20	17.80	16.10	15.30
Paper/Cardboard (tons)	498.06	517.90	348.20	274.10	561.50	85.20	169.80	157.90	195.00
Construction/Demolition Waste (tons)	445.98	4,887.10	6,387.00	6,371.60	7,509.60	5,651.80	20,521.60	20,676.50	17,223.00
Electronic Equipment	0.00	0.00	0.00	0.00	0.00	0.00	0.00	0.00	0.00
White Goods (tons)	22.58	43.20	12.80	16.30	0.00	0.00	0.00	0.00	0.00
Tires (tons)	24.09	5.80	57.80	56.40	50.60	25.90	31.10	16.30	39.50
Automotive (tons)	1.18	0.80	4.90	1.50	1.50	3.10	1.40	1.10	1.30
Shingles (tons)	0.00	1.30	0.00	0.00	0.00	0.00	0.00	0.00	0.00
Used Oil (tons)	4.15	9.30	60.70	42.90	35.60	7.60	8.90	13.30	59.00
Other Materials	2,202.45	2,455.20	4,452.60	5,584.60	6,518.40	7,300.30	18,012.30	18,793.20	8,683.80
Total Diversion	8,930.19	14,645.60	16,981.50	16,563.10	18,460.30	17,239.70	41,905.80	46,637.50	32,797.60

Attachment III.B. Landfill Data - Treatment 2011 - 2019

	Landfills									
	2011	2012	2013	2014	2015	2016	2017	2018	2019	
Solid Waste										
Incineration_Total	0.00	0.00	0.00	0.00	0.00	0.00	0.00	0.00	0.00	0.00
AutoClave_Total	0.00	0.00	0.00	0.00	0.00	0.00	0.00	0.00	0.00	0.00
Composting_Total	0.00	26,041.00	24,999.57	19,032.51	28,647.36	35,571.89	44,887.32	28,038.88	41,362.14	
Digestion_Total	0.00	0.00	0.00	0.00	0.00	0.00	0.00	0.00	0.00	
Chemical Disinfection_Total	NA	NA	NA	NA	NA	NA	0.00	0.00	0.00	
Chipping/Grinding_Total	NA	NA	NA	NA	NA	NA	4,680.79	14,488.14	16,795.22	
Other_Total	5,289.13	8,570.07	10,269.18	23,020.00	12,164.00	4,956.00	633.73	124.75	503.61	
Total Tons_Total	5,289.13	34,611.00	35,269.00	42,053.00	40,811.00	40,528.00	50,202.00	42,652.00	58,661.00	
Liquid Waste										
Sludge_Total										
Grease_Total										
Grit_Total										
Septage_Total										
NHIW_Class1_Total										
NHIW_Class2_Total										
Other_Total										
Total Tons_Total										

Attachment III.B. Landfill Data - Treatment 2011 - 2019

	Processing Facilities								
	2011	2012	2013	2014	2015	2016	2017	2018	2019
Solid Waste	Solid Waste								
Incineration_Total	0.00	0.00	0.00	0.00	0.00	0.00	0.00	0.00	0.00
AutoClave_Total	9,220.71	8,751.73	6,981.56	6,660.38	6,554.39	6,354.00	6,830.00	6,685.30	7,207.53
Composting_Total	33,026.00	0.00	55,119.00	33,247.70	204,500.00	145,734.16	192,444.32	343,889.94	339,254.41
Digestion_Total	0.00	0.00	0.00	0.00	0.00	0.00	0.00	0.00	0.00
Chemical Disinfection_Total	NA	NA	NA	NA	NA	NA	0.00	0.00	0.00
Chipping/Grinding_Total	NA	NA	NA	NA	NA	NA	1,129.39	4,648.03	2,916.52
Other_Total	0.00	0.00	0.00	0.00	276.00	0.00	10,141.25	10,611.23	9,399.13
Total Tons_Total	42,246.71	16,714.00	62,101.00	39,908.00	211,330.00	152,088.00	210,545.00	365,835.00	358,778.00
Liquid Waste	Liquid Waste								
Sludge_Total	0.00	0.00	0.00	0.00	0.00	0.00	62,572.00	126,964.00	155,209.73
Grease_Total	26,580.00	26,926.00	26,463.00	26,966.00	26,949.00	57,600.00	56,236.00	55,624.00	63,085.00
Grit_Total	0.00	0.00	0.00	0.00	0.00	0.00	45.00	316.00	766.01
Septage_Total	0.00	0.00	0.00	0.00	0.00	206.13	3,482.63	9,715.00	14,628.22
NHIW_Class1_Total	0.00	0.00	0.00	0.00	0.00	0.00	0.00	0.00	0.00
NHIW_Class2_Total	0.00	0.00	0.00	0.00	0.00	0.00	18,520.00	30,456.00	86,734.30
Other_Total	0.00	0.00	0.00	0.00	0.00	0.00	0.00	0.00	0.00
Total Tons_Total	26,580.00	26,926.00	26,463.00	26,966.00	26,949.00	57,806.00	140,856.00	223,075.00	320,423.00

Attachment III.B. Landfill Data - Disposal 2020

	WASTE MANAGEMENT OF TEXAS AUSTIN COMMUNITY RECYCLING & DISPOSAL FACILITY	WILLIAMSON COUNTY RECYCLING AND DISPOSAL FACILITY	TRAVIS COUNTY LANDFILL	TEXAS DISPOSAL SYSTEMS LANDFILL	Total	% of Total	Landfills Accepting
Municipal_Total	623,342.13	383,886.63	0.00	972,329.50	1,979,558.26	73.4755%	3
Brush_Total	0.00	0.00	0.00	0.00	0.00	0.0000%	0
Construction_Demo_Total	224,876.50	208,291.54	212,871.59	9,396.30	655,435.93	24.3279%	4
Litter_Total	0.00	0.00	0.00	650.00	650.00	0.0241%	1
Tires_Total	0.50	0.00	0.00	0.00	0.50	0.0000%	1
ContaminatedSoil_Total	855.35	372.77	0.00	52.30	1,280.42	0.0475%	3
MedicalWaste_Total	0.00	0.00	0.00	0.00	0.00	0.0000%	0
DeadAnimals_SlaughterHouse_Total	0.00	1.71	0.00	124.60	126.31	0.0047%	2
RACM_Total	0.00	0.00	0.00	410.30	410.30	0.0152%	1
Non_RACM_Total	5,180.64	0.00	0.00	176.70	5,357.34	0.1988%	2
PesticidesContainers_Total	0.00	0.00	0.00	0.00	0.00	0.0000%	0
CESQG_Total	0.00	0.00	0.00	0.00	0.00	0.0000%	0
Sludge_Total	1,214.73	9,470.72	0.00	98.30	10,783.75	0.4003%	3
GreaseTrap_Total	0.00	0.00	0.00	0.00	0.00	0.0000%	0
GritTrap_Total	0.00	0.00	0.00	0.00	0.00	0.0000%	0
Septage_Total	0.00	0.00	0.00	0.00	0.00	0.0000%	0
NHIWClass1_Total	0.00	0.00	0.00	0.00	0.00	0.0000%	0
NHIW_Class2_3_Total	11,965.90	6,187.66	0.00	22,331.50	40,485.06	1.5027%	3
IncineratorAsh_Total	0.00	0.00	0.00	0.00	0.00	0.0000%	0
UsedOilFilters_Total	0.00	0.00	0.00	0.00	0.00	0.0000%	0
Other_Total	0.00	0.00	0.00	85.40	85.40	0.0032%	1
Total Tons_Total	867,436.00	608,211.00	212,872.00	1,005,655.00	2,694,174.00	100.0000%	4
Identify Other Waste Types				TELEPHONE POLES, DIATOMACEOUS EARTH			

Attachment III.B. Landfill Data - Disposal 2019

	WASTE MANAGEMENT OF TEXAS AUSTIN COMMUNITY RECYCLING & DISPOSAL FACILITY	TRAVIS COUNTY LANDFILL	TEXAS DISPOSAL SYSTEMS LANDFILL	WILLIAMSON COUNTY RECYCLING AND DISPOSAL FACILITY	Total	% of Total	Landfills Accepting
Municipal_Total	691992.76	0	916768.4	303066	1911827.16	72.6749%	3
Brush_Total	0	0	0	2012.2	2012.2	0.0765%	1
Construction_Demo_Total	227974.24	263536.64	13135.6	155183	659829.48	25.0823%	4
Litter_Total	0	0	500.4	0	500.4	0.0190%	1
Tires_Total	4.73	0	0	0	4.73	0.0002%	1
ContaminatedSoil_Total	3371.48	0	37.3	0	3408.78	0.1296%	2
MedicalWaste_Total	0	0	0	0	0	0.0000%	0
DeadAnimals_SlaughterHouse_Total	0	0	124	6.49	130.49	0.0050%	2
RACM_Total	1190.59	0	405.7	0	1596.29	0.0607%	2
Non_RACM_Total	7292.24	0	62.5	6.42	7361.16	0.2798%	3
PesticidesContainers_Total	0	0	0	0	0	0.0000%	0
CESQG_Total	0	0	0	0	0	0.0000%	0
Sludge_Total	1814.42	0	70.4	8449.22	10334.04	0.3928%	3
GreaseTrap_Total	0	0	0	0	0	0.0000%	0
GritTrap_Total	0	0	0	0	0	0.0000%	0
UsedOilFilters_Total	0	0	0	0	0	0.0000%	0
NHIW_Class2_3_Total	26408.54	0	1054.6	6167.19	33630.33	1.2784%	3
Septage_Total	0	0	0	0	0	0.0000%	0
IncineratorAsh_Total	0	0	0	0	0	0.0000%	0
Other_Total	0	0	20.6	0	20.6	0.0008%	1
Total Tons_Total	960049	263537	932180	474891	2630657	100.0000%	4
Identify Other Waste Types (excluding Class1 NHIW)			TELEPHONE POLES				

Attachment III.B. Landfill Data - Disposal 2018

	WASTE MANAGEMENT OF TEXAS AUSTIN COMMUNITY RECYCLING & DISPOSAL FACILITY	TRAVIS COUNTY LANDFILL	TEXAS DISPOSAL SYSTEMS LANDFILL	WILLIAMSON COUNTY RECYCLING AND DISPOSAL FACILITY	Total	% of Total	Landfills Accepting
Municipal_Total	712314.77	0	862892.1	272580.22	1847787.09	74.2258%	3
Brush_Total	0	0	0	0	0	0.0000%	0
Construction_Demo_Total	236819.78	223327.7	80.7	134539.81	594767.99	23.8919%	4
Litter_Total	0	0	412	0	412	0.0166%	1
Tires_Total	0	0	0	0	0	0.0000%	0
ContaminatedSoil_Total	7962.38	0	293.1	292.38	8547.86	0.3434%	3
MedicalWaste_Total	0	0	0	0	0	0.0000%	0
DeadAnimals_SlaughterHouse_Total	0	0	115.8	0.6	116.4	0.0047%	2
RACM_Total	8.82	0	628.9	0	637.72	0.0256%	2
Non_RACM_Total	3094.91	0	156	0	3250.91	0.1306%	2
PesticidesContainers_Total	0	0	0	0	0	0.0000%	0
CESQG_Total	0	0	0	0	0	0.0000%	0
Sludge_Total	2293.62	0	285.8	5135.55	7714.97	0.3099%	3
GreaseTrap_Total	0	0	0	0	0	0.0000%	0
GritTrap_Total	0	0	0	0	0	0.0000%	0
UsedOilFilters_Total	0	0	0	0	0	0.0000%	0
NHIW_Class2_3_Total	20105.27	0	926.3	5144.44	26176.01	1.0515%	3
Septage_Total	0	0	0	0	0	0.0000%	0
IncineratorAsh_Total	0	0	0	0	0	0.0000%	0
Other_Total	0	0	0	0	0	0.0000%	0
Total Tons_Total	982600	223328	865791	417693	2489412	100.0000%	4
Identify Other Waste Types (excluding Class1 NHIW)							

Attachment III.B. Landfill Data - Disposal 20177

	TEXAS DISPOSAL SYSTEMS LANDFILL	IESI TRAVIS COUNTY LANDFILL	WASTE MANAGEMENT OF TEXAS AUSTIN COMMUNITY RECYCLING & DISPOSAL FACILITY	WILLIAMSON COUNTY RECYCLING AND DISPOSAL	Total	% of Total	Landfills Accepting
Municipal_Total	846060	0	715247.75	280973.6	1842281.35	74.9711%	3
Brush_Total	0	0	0	4680.79	4680.79	0.1905%	1
Construction_Demo_Total	15.08	190434.6	250625.24	121121.72	562196.64	22.8784%	4
Litter_Total	355	0	0	0	355	0.0144%	1
Tires_Total	0	0	0	0	0	0.0000%	0
ContaminatedSoil_Total	459.93	0	15054.07	252.63	15766.63	0.6416%	3
MedicalWaste_Total	0	0	0	0	0	0.0000%	0
DeadAnimals_SlaughterHouse_Total	60.55	0	0	0	60.55	0.0025%	1
RACM_Total	521.35	0	3.12	0	524.47	0.0213%	2
Non_RACM_Total	119.01	0	1827.16	0	1946.17	0.0792%	2
PesticidesContainers_Total	0	0	0	0	0	0.0000%	0
CESQG_Total	0	0	0	0	0	0.0000%	0
Sludge_Total	457.97	0	2068.76	7919.3	10446.03	0.4251%	3
GreaseTrap_Total	0	0	0	0	0	0.0000%	0
GritTrap_Total	0	0	0	0	0	0.0000%	0
UsedOilFilters_Total	0	0	0	0	0	0.0000%	0
NHIW_Class2_3_Total	0	0	15009.77	3996.32	19006.09	0.7734%	2
Septage_Total	0	0	0	0	0	0.0000%	0
IncineratorAsh_Total	0	0	0	0	0	0.0000%	0
Other_Total	57.09	0	0	0	57.09	0.0023%	1
Total Tons_Total	848106	190435	999836	418944	2457321	100.0000%	4
Identify Other Waste Types (excluding Class1 NHIW)	DIATOMACEOUS EARTH						

Attachment III.B. Landfill Data - Disposal 2016

Facility Name	WASTE MANAGEMENT OF TEXAS AUSTIN COMMUNITY RECYCLING & DISPOSAL FACILITY	BFI SUNSET FARMS LANDFILL	IESI TRAVIS COUNTY LANDFILL	TEXAS DISPOSAL SYSTEMS LANDFILL	WILLIAMSON COUNTY RECYCLING AND DISPOSAL FACILITY	Total	% of Total	Landfills Accepting
Municipal_Total	631365	74034	0	809510.36	222271	1737180.36	73.0988%	4
Brush_Total	10439	0	0	0	4397	14836	0.6243%	2
Construction_Demo_Total	203130	31849	205540.52	0	111654	552173.52	23.2349%	4
Litter_Total	0	0	0	340	0	340	0.0143%	1
Tires_Total	6	0	0	0	0	6	0.0003%	1
ContaminatedSoil_Total	7067	5991	0	218.08	398	13674.08	0.5754%	4
MedicalWaste_Total	0	1069	0	0	0	1069	0.0450%	1
DeadAnimals_SlaughterHouse_Total	0	2	0	6.04	0	8.04	0.0003%	2
RACM_Total	10	43	0	724.74	0	777.74	0.0327%	3
Non_RACM_Total	4352	12	0	427.24	0	4791.24	0.2016%	3
PesticidesContainers_Total	0	0	0	0	0	0	0.0000%	0
CESQG_Total	0	0	0	0	0	0	0.0000%	0
Sludge_Total	2429	1357	0	458.58	22318	26562.58	1.1177%	4
GreaseTrap_Total	0	0	0	0	0	0	0.0000%	0
GritTrap_Total	0	0	0	0	0	0	0.0000%	0
UsedOilFilters_Total	0	0	0	0	0	0	0.0000%	0
NHIW_Class2_3_Total	22359	701	0	0	1392	24452	1.0289%	3
Septage_Total	0	0	0	0	0	0	0.0000%	0
IncineratorAsh_Total	0	0	0	0	0	0	0.0000%	0
Other_Total	0	611	0	0	0	611	0.0257%	1
Total Tons_Total	881157	115669	205541	811685	362430	2376482	100.0000%	5
Identify Other Waste Types (excluding Class1 NHIW)		PLANT TRASH, FOOD WASTE, POWDER, WHITE GOODS,						

Attachment III.B. Landfill Data - Disposal 20155

Facility Name	WASTE MANAGEMENT OF TEXAS AUSTIN COMMUNITY RECYCLING & DISPOSAL FACILITY	BFI SUNSET FARMS LANDFILL	IESI TRAVIS COUNTY LANDFILL	TEXAS DISPOSAL SYSTEMS LANDFILL	WILLIAMSON COUNTY RECYCLING AND DISPOSAL FACILITY	Total	% of Total	Landfills Accepting
Municipal_Total	220008	465103.3	0	745335.4	185798	1616244.7	72.3629%	4
Brush_Total	11959	0	0	0	0	11959	0.5354%	1
Construction_Demo_Total	50472	138004.97	222771.55	0	93372	504620.52	22.5930%	4
Litter_Total	0	0	0	325	0	325	0.0146%	1
Tires_Total	0	0	0	0	0	0	0.0000%	0
ContaminatedSoil_Total	77	10615.77	0	42.12	489	11223.89	0.5025%	4
MedicalWaste_Total	0	5307.88	0	0	0	5307.88	0.2376%	1
DeadAnimals_SlaughterHouse_Total	0	0	0	7.43	0	7.43	0.0003%	1
RACM_Total	54	1326.97	0	957.28	0	2338.25	0.1047%	3
Non_RACM_Total	1635	29856.85	0	114.18	0	31606.03	1.4151%	3
PesticidesContainers_Total	0	0	0	0	0	0	0.0000%	0
CESQG_Total	0	0	0	0	0	0	0.0000%	0
Sludge_Total	1562	0	0	347.69	24307	26216.69	1.1738%	3
GreaseTrap_Total	0	0	0	0	0	0	0.0000%	0
GritTrap_Total	0	0	0	0	0	0	0.0000%	0
UsedOilFilters_Total	0	0	0	0	0	0	0.0000%	0
NHIW_Class2_3_Total	10091	3317.43	0	0	316	13724.43	0.6145%	3
Septage_Total	0	6634.85	0	0	0	6634.85	0.2971%	1
IncineratorAsh_Total	0	0	0	0	0	0	0.0000%	0
Other_Total	0	3317.43	0	0	0	3317.43	0.1485%	1
Total Tons_Total	295858	663485	222772	747129	304282	2233526	100.0000%	5
Identify Other Waste Types (excluding Class1 NHIW)	TIMBER/TREATED/OLD SLUDGE PAINT WST/FIL/CHP/PW POWDER WOOD/CHIPS/SAWDUST							

Attachment III.B. Landfill Data - Disposal 20144

Facility Name	WASTE MANAGEMENT OF TEXAS AUSTIN COMMUNITY RECYCLING & DISPOSAL FACILITY	BFI SUNSET FARMS LANDFILL	IESI TRAVIS COUNTY LANDFILL	TEXAS DISPOSAL SYSTEMS LANDFILL	WILLIAMSON COUNTY RECYCLING AND DISPOSAL FACILITY	Total	% of Total	Landfills Accepting
Municipal_Total	200080	518803.54	0	690198.93	171956	1581038.47	75.1422%	4
Brush_Total	0	0	0	0	0	0	0.0000%	0
Construction_Demo_Total	44686	118697.98	201942.47	0	80019	445345.45	21.1660%	4
Litter_Total	0	0	0	295	0	295	0.0140%	1
Tires_Total	0	0	0	2.24	0	2.24	0.0001%	1
ContaminatedSoil_Total	260	6668.43	0	118.18	816	7862.61	0.3737%	4
MedicalWaste_Total	0	6001.58	0	0	0	6001.58	0.2852%	1
DeadAnimals_SlaughterHouse_Total	0	0	0	9.31	0	9.31	0.0004%	1
RACM_Total	0	0	0	663.29	36	699.29	0.0332%	2
Non_RACM_Total	1448	0	0	74.52	48	1570.52	0.0746%	3
PesticidesContainers_Total	0	0	0	0	0	0	0.0000%	0
CESQG_Total	0	0	0	0	0	0	0.0000%	0
Sludge_Total	1278	0	0	744.38	34766	36788.38	1.7484%	3
GreaseTrap_Total	0	0	0	0	0	0	0.0000%	0
GritTrap_Total	0	0	0	0	0	0	0.0000%	0
UsedOilFilters_Total	0	0	0	0	0	0	0.0000%	0
NHIW_Class2_3_Total	7360	2667.37	0	0	418	10445.37	0.4964%	3
Septage_Total	0	7335.27	0	0	0	7335.27	0.3486%	1
IncineratorAsh_Total	0	0	0	0	0	0	0.0000%	0
Other_Total	0	6668.43	0	0	0	6668.43	0.3169%	1
Total Tons_Total	255112	666843	201942	692106	288059	2104062	100.0000%	5
Identify Other Waste Types (excluding Class1 NHIW)		ASBESTOS AND OTHER						

Attachment III.B. Landfill Data - Disposal 2013

Facility Name	WASTE MANAGEMENT OF TEXAS AUSTIN COMMUNITY RECYCLING & DISPOSAL FACILITY	BFI SUNSET FARMS LANDFILL	IESI TRAVIS COUNTY LANDFILL	TEXAS DISPOSAL SYSTEMS LANDFILL	WILLIAMSON COUNTY RECYCLING AND DISPOSAL FACILITY	Total	% of Total	Landfills Accepting
Municipal_Total	197905.95	491099.13	0	677788.94	163510.37	1530304.39	75.8047%	4
Brush_Total	0	0	0	0	0	0	0.0000%	0
Construction_Demo_Total	61577.45	102788.19	150636.38	0	73043.51	388045.53	19.2221%	4
Litter_Total	0	3806.97	0	290	0	4096.97	0.2029%	2
Tires_Total	0	0.01	0	0	0	0.01	0.0000%	1
ContaminatedSoil_Total	542.12	23476.32	0	127.7	994.8	25140.94	1.2454%	4
MedicalWaste_Total	0	5710.46	0	0	0	5710.46	0.2829%	1
DeadAnimals_SlaughterHouse_Total	0	5.23	0	2.38	0	7.61	0.0004%	2
RACM_Total	0	1903.49	0	424.86	0	2328.35	0.1153%	2
Non_RACM_Total	843.75	0	0	83.43	8.17	935.35	0.0463%	3
PesticidesContainers_Total	0	0	0	0	0	0	0.0000%	0
CESQG_Total	0	0	0	0	0	0	0.0000%	0
Sludge_Total	2247.37	0	0	3666	38156.44	44069.81	2.1830%	3
GreaseTrap_Total	0	0	0	0	0	0	0.0000%	0
GritTrap_Total	0	0	0	0	0	0	0.0000%	0
UsedOilFilters_Total	0	0	0	0	0	0	0.0000%	0
NHIW_Class2_3_Total	8048.5	0	0	0	363.96	8412.46	0.4167%	2
Septage_Total	0	1268.99	0	0	0	1268.99	0.0629%	1
IncineratorAsh_Total	0	0	0	0	0	0	0.0000%	0
Other_Total	0	4441.47	0	0	3985.5	8426.97	0.4174%	2
Total Tons_Total	271165	634500	150636	682383	280063	2018747	100.0000%	5
Identify Other Waste Types (excluding Class1 NHIW)		FILTER MEDIA, POWDER			RESIDUAL FROM PROCESSED WOOD, CONCRETE AND OTHER MATERIALS NOT			

Attachment III.B. Landfill Data - Disposal 2012

Facility Name	WASTE MANAGEMENT OF TEXAS AUSTIN COMMUNITY RECYCLING & DISPOSAL FACILITY	WILLIAMSON COUNTY RECYCLING AND DISPOSAL FACILITY	BFI SUNSET FARMS LANDFILL	IESI TRAVIS COUNTY LANDFILL	TEXAS DISPOSAL SYSTEMS LANDFILL	Total	% of Total	Landfills Accepting
Municipal_Total	240266.29	143329.24	459676	0	636933.75	1480205.28	75.9371%	4
Brush_Total	0	0	0	0	0	0	0.0000%	0
Construction_Demo_Total	70752.68	62593.62	81327	139860.5	0	354533.83	18.1882%	4
Litter_Total	0	0	0	0	288	288	0.0148%	1
Tires_Total	0	0.31	0	0	0	0.31	0.0000%	1
ContaminatedSoil_Total	69.01	701.68	16862	0	121.61	17754.3	0.9108%	4
MedicalWaste_Total	0	0	7214	0	0	7214	0.3701%	1
DeadAnimals_SlaughterHouse_Total	0	9.89	22	0	2.96	34.85	0.0018%	3
RACM_Total	0	43.29	3403	0	405.61	3851.9	0.1976%	3
Non_RACM_Total	0	3	934	0	83.46	1020.46	0.0524%	3
PesticidesContainers_Total	0	0	0	0	0	0	0.0000%	0
CESQG_Total	0	0	0	0	0	0	0.0000%	0
Sludge_Total	2284.83	40874.66	11049	0	3284.13	57492.62	2.9495%	4
GreaseTrap_Total	0	0	0	0	0	0	0.0000%	0
GritTrap_Total	0	0	0	0	0	0	0.0000%	0
UsedOilFilters_Total	0	0	0	0	0	0	0.0000%	0
NHIW_Class2_3_Total	4651.61	549.74	11408	0	0	16609.35	0.8521%	3
Septage_Total	0	0	0	0	0	0	0.0000%	0
IncineratorAsh_Total	0	0	0	0	0	0	0.0000%	0
Other_Total	0	1052.69	8498	0	0	9550.69	0.4900%	2
Rejects_Spoils_Total	0	0	0	0	0	0	0.0000%	0
Asbestos_Total	0	0	0	0	0	0	0.0000%	0
Total Tons_Total	318721	249158	600393	139861	641120	1949253	100.0000%	5

Identify Other Waste Types (excluding Class1 NHIW)

Residential Roof Shingles

Sandblast Media, Paint Waste, Filter

Attachment III.B. Landfill Data - Disposal 20111

Facility Name	Austin Community Recycling & Disposal Facility	City of Austin Landfill	Williamson County Recycling & Disposal Facility	BFI Sunset Farms Landfill	IESI Travis County C&D Landfill	City of Luling Landfill	Texas Disposal Systems Landfill	Total	% of Total	Landfills Accepting
Municipal_Total	195586.71	0	146009.78	469286	0	0	571754.1	1382636.58	76.9986%	4
Brush_Total	0	0	0	0	0	0	0	0	0.0000%	0
Construction_Demo_Total	52137.11	0	53292.18	83028	102234.1	0	0	290691.39	16.1885%	4
Litter_Total	0	0	0	0	0	0	286	286	0.0159%	1
Tires_Total	0	0	0.79	0	0	0	0	0.79	0.0000%	1
ContaminatedSoil_Total	1736.82	0	993	17184	0	0	262.81	20176.63	1.1236%	4
MedicalWaste_Total	0	0	0	7365	0	0	0	7365	0.4102%	1
DeadAnimals_SlaughterHouse_Total	0	0	23.47	22	0	0	6.36	51.83	0.0029%	3
RACM_Total	293.39	0	0	3475	0	0	982.39	4750.78	0.2646%	3
Non_RACM_Total	425.39	0	6.24	954	0	0	42.79	1428.42	0.0795%	4
PesticidesContainers_Total	0	0	0	0	0	0	0	0	0.0000%	0
CESQG_Total	0	0	0	0	0	0	0	0	0.0000%	0
Sludge_Total	863.42	0	43753.64	11280	0	0	1759.96	57657.02	3.2109%	4
GreaseTrap_Total	0	0	0	0	0	0	0	0	0.0000%	0
GritTrap_Total	0	0	0	0	0	0	198.4	198.4	0.0110%	1
UsedOilFilters_Total	0	0	0	0	0	0	0	0	0.0000%	0
NHIW_Class2_3_Total	4427.53	0	1700.83	11647	0	0	0	17775.36	0.9899%	3
Septage_Total	0	0	0	0	0	0	0	0	0.0000%	0
IncineratorAsh_Total	0	0	0	0	0	0	0	0	0.0000%	0
Other_Total	0	0	3970.13	8676	0	0	0	12646.13	0.7043%	2
Total Tons_Total	255470.37	0	249750.06	612917	102234.1	0	575292.8	1795664.33	100.0000%	5
Identify Other Waste Types (excluding Class1 NHIW)			Residential composite shingles	Sandblast media; Paint waste;						

Attachment III.B. Landfill Data - Capacity 2020

Facility Name	WASTE MANAGEMENT OF TEXAS AUSTIN COMMUNITY RECYCLING & DISPOSAL FACILITY	WILLIAMSON COUNTY RECYCLING AND DISPOSAL FACILITY	TRAVIS COUNTY LANDFILL	TEXAS DISPOSAL SYSTEMS LANDFILL	Total
Total Permitted Waste Capacity For Facility (yd3)	0.0	0.0	0.0	0.0	0.0
E) Last FY's Remaining Capacity (yd3)			664,252.0		664,252.0
B) Amount of Waste Disposed This FY (yd3)	0.0	0.0	0.0	0.0	0.0
H) Current FY's Remaining Capacity (yd3)	6,350,239.0	57,363,054.0	0.0	16,242,150.0	79,955,443.0
Was Waste or Feedstock Measured by Weight?	YES	YES	YES	YES	NA
Was Waste or Feedstock Measured by Volume?	NO	NO	YES	YES	NA
By Tons	\$58.00	\$44.00	\$62.65	\$55.00	NA
By Gallon	\$0.00	\$0.00	\$0.00	\$0.00	NA
By Pound	\$0.00	\$0.00	\$0.00	\$0.00	NA
By Compacted CY	\$0.00	\$0.00	\$0.00	\$0.00	NA
By UnCompacted CY	\$0.00	\$0.00	\$52.74	\$10.00	NA
Counties Served	Bastrop, Burnet, Hays, Llano, Travis, Williamson	Bell, Burnet, Milam, Travis, Williamson	Bastrop, Blanco, Caldwell, Fayette, Gonzales, Guadalupe, Hays, Karnes, Travis, Williamson	Atascosa, Bandera, Bastrop, Bell, Bexar, Blanco, Burnet, Caldwell, Colorado, Comal, Dewitt, Fayette, Frio, Gillespie, Gonzales, Guadalupe, Hays, Jackson, Karnes, Kendall, Kerr, Lavaca, Lee, Llano, Medina, Milam, Travis, Washington, Williamson, Wilson	NA
Total Counties Served	6	5	10	30	NA

Attachment III.B. Landfill Data - Capacity 2019

Facility Name	WASTE MANAGEMENT OF TEXAS AUSTIN COMMUNITY	TRAVIS COUNTY LANDFILL	TEXAS DISPOSAL SYSTEMS LANDFILL	WILLIAMSON COUNTY RECYCLING AND DISPOSAL FACILITY	Total
Total Permitted Waste Capacity For Facility (yd3)	0.0	0.0	0.0	0.0	0.0
E) Last FY's Remaining Capacity (yd3)		1,110,189.0			1,110,189.0
B) Amount of Waste Disposed This FY (yd3)	0.0	0.0	0.0	0.0	0.0
H) Current FY's Remaining Capacity (yd3)	7,522,450.0	0.0	17,721,054.0	58,174,002.0	83,417,506.0
Was Waste or Feedstock Measured by Weight?	YES	YES	YES	YES	NA
Was Waste or Feedstock Measured by Volume?	NO	YES	YES	NO	NA
By Tons	\$56.00	\$56.96	\$45.00	\$41.95	NA
By Gallon	\$0.00	\$0.00	\$0.00	\$0.00	NA
By Pound	\$0.00	\$0.00	\$0.00	\$0.00	NA
By Compacted CY	\$0.00	\$0.00	\$0.00	\$0.00	NA
By UnCompacted CY	\$0.00	\$37.00	\$10.00	\$0.00	NA
Counties Served	Bastrop, Burnet, Hays, Llano, Travis, Williamson	Bastrop, Blanco, Caldwell, Fayette, Gonzales, Guadalupe, Hays, Karnes, Travis, Williamson	Atascosa, Bandera, Bastrop, Bell, Bexar, Blanco, Burnet, Caldwell, Colorado, Comal, Dewitt, Fayette, Frio, Gillespie, Gonzales, Guadalupe, Hays, Jackson, Karnes, Kendall, Kerr, Lavaca, Lee, Llano, Medina, Milam, Travis, Washington, Williamson, Wilson	Bell, Burnet, Milam, Travis, Williamson	NA
Total Counties Served	6	10	30	5	NA

Attachment III.B. Landfill Data - Capacity 2018

Facility Name	WASTE MANAGEMENT OF TEXAS AUSTIN COMMUNITY RECYCLING & DISPOSAL FACILITY	TRAVIS COUNTY LANDFILL	TEXAS DISPOSAL SYSTEMS LANDFILL	WILLIAMSON COUNTY RECYCLING AND DISPOSAL FACILITY	Total
Total Permitted Waste Capacity For Facility (yd3)	0	0	0	0	0
E) Last FY's Remaining Capacity (yd3)					0
B) Amount of Waste Disposed This FY (yd3)	0	0	0	0	0
H) Current FY's Remaining Capacity (yd3)	8,893,949	0	19,091,907	58,829,024	86,814,880
Was Waste or Feedstock Measured by Weight?	YES	YES	YES	YES	NA
Was Waste or Feedstock Measured by Volume?	NO	YES	YES	NO	NA
By Tons	\$54.00	\$47.46	\$45.00	\$40.45	NA
By Gallon	NA	NA	NA	NA	NA
By Pound	NA	NA	NA	NA	NA
By Compacted CY	NA	NA	NA	NA	NA
By UnCompacted CY	NA	\$22.00	\$10.00	NA	NA
Counties Served	Bastrop, Burnet, Hays, Llano, Travis, Washington, Williamson	Bastrop, Blanco, Caldwell, Fayette, Gonzales, Guadalupe, Hays, Karnes, Travis, Williamson	Atascosa, Austin, Bandera, Bastrop, Bell, Bexar, Blanco, Burnet, Caldwell, Colorado, Comal, Dewitt, Fayette, Frio, Guadalupe, Hays, Jackson, Karnes, Kendall, Kerr, Lavaca, Lee, Llano, Medina, Milam, Travis, Washington, Williamson, Wilson	Bell, Burnet, Milam, Travis, Williamson	NA
Total Counties Served	7	10	31	5	NA

Attachment III.B. Landfill Data - Capacity 2017

Facility Name	WASTE MANAGEMENT OF TEXAS AUSTIN COMMUNITY RECYCLING & DISPOSAL FACILITY	TRAVIS COUNTY LANDFILL	TEXAS DISPOSAL SYSTEMS LANDFILL	WILLIAMSON COUNTY RECYCLING AND DISPOSAL FACILITY	Total
Total Permitted Waste Capacity For Facility (yd3)	0.00	0.00	0.00	0.00	0.00
E) Last FY's Remaining Capacity (yd3)		2,359,997.00			2,359,997.00
B) Amount of Waste Disposed This FY (yd3)	0.00	0.00	0.00	0.00	0.00
H) Current FY's Remaining Capacity (yd3)	20,365,129.00	2,042,605.00	10,297,663.00	59,405,152.00	92,110,549.00
Was Waste or Feedstock Measured by Weight?	YES	YES	YES	YES	NA
Was Waste or Feedstock Measured by Volume?	YES	YES	NO	NO	NA
By Tons	\$45.00	\$30.96	\$29.06	\$34.38	NA
By Gallon	\$0.00	\$0.00	\$0.00	\$0.00	NA
By Pound	\$0.00	\$0.00	\$0.00	\$0.00	NA
By Compacted CY	\$0.00	\$0.00	\$0.00	\$0.00	NA
By UnCompacted CY	\$10.00	\$20.68	\$0.00	\$0.00	NA
Counties Served	Anderson, Atascosa, Bandera, Bastrop, Bell, Bexar, Burnet, Caldwell, Colorado, Comal, Dewitt, Fayette, Frio, Garza, Gillespie, Goliad, Gonzales, Guadalupe, Kendall, Lavaca, Llano, Medina, Milam, Williamson	Bastrop, Blanco, Caldwell, Fayette, Gonzales, Guadalupe, Hays, Karnes, Travis, Williamson	Bastrop, Burnet, Hays, Llano, Travis, Washington, Williamson	Bell, Burnet, Milam, Travis, Williamson	NA
Total Counties Served	24	10	7	5	NA

Attachment III.B. Landfill Data - Capacity 2016

Facility Name	WASTE MANAGEMENT OF TEXAS AUSTIN COMMUNITY RECYCLING & DISPOSAL FACILITY	BFI SUNSET FARMS LANDFILL	IESI TRAVIS COUNTY LANDFILL	TEXAS DISPOSAL SYSTEMS LANDFILL	WILLIAMSON COUNTY RECYCLING AND DISPOSAL FACILITY	Total
Total Estimated Waste Capacity For Facility (yd3)	0.00	0.00	0.00	0.00	0.00	0.00
E) Last FY's Remaining Capacity (yd3)			1,543,017.00			1,543,017.00
B) Amount of Waste Disposed This FY (yd3)	0.00	0.00	0.00	0.00	0.00	0.00
H) Current FY's Remaining Capacity (yd3)	11,630,778.00	5,286,740.00	0.00	21,612,344.00	59,983,006.00	98,512,868.00
Was the Incoming Waste Measured by Weight?	YES	YES	YES	YES	YES	NA
Was Incoming Waste Measured by Vehicular Volume?	NO	YES	YES	YES	NO	NA
By Tons	\$28.37	\$23.18	\$37.50	\$45.00	\$34.31	NA
By Gallon	\$0.00	\$0.00	\$0.00	\$0.00	\$0.00	NA
By Pound	\$0.00	\$0.00	\$0.00	\$0.00	\$0.00	NA
By Compacted CY	\$0.00	\$5.54	\$16.00	\$0.00	\$0.00	NA
By UnCompacted CY	\$0.00	\$5.54	\$0.00	\$10.00	\$0.00	NA
Counties Served	Bastrop, Burnet, Hays, Llano, Travis, Washington, Williamson	Bastrop, Bell, Blanco, Burleson, Burnet, Caldwell, Coryell, Fayette, Hays, Lee, Mason, Mclennan, Milam, San Saba, Travis, Washington, Williamson	Bastrop, Blanco, Caldwell, Fayette, Gonzales, Guadalupe, Hays, Karnes, Travis, Williamson	Anderson, Atascosa, Bandera, Bastrop, Bell, Bexar, Burnet, Caldwell, Colorado, Comal, Dewitt, Fayette, Frio, Garza, Gillespie, Goliad, Gonzales, Guadalupe, Kendall, Lavaca, ,Llano, Medina, Milam, Williamson	Bell, Burnet, Milam, Travis, Williamson	NA
Total Counties Served	7	17	10	24	5	NA

Attachment III.B. Landfill Data - Capacity 20155

Facility Name	WASTE MANAGEMENT OF TEXAS AUSTIN COMMUNITY RECYCLING & DISPOSAL FACILITY	BFI SUNSET FARMS LANDFILL	IESI TRAVIS COUNTY LANDFILL	TEXAS DISPOSAL SYSTEMS LANDFILL	WILLIAMSON COUNTY RECYCLING AND DISPOSAL FACILITY	Total
Total Estimated Waste Capacity For Facility	0	0	0	0	0	0.00
E) Last FY's Remaining Capacity (yd3)			2073660			2,073,660.00
B) Amount of Waste Disposed This FY (yd3)	0	0	0	0	0	0.00
H) Current FY's Remaining Capacity (yd3)	12805654	5453651	0	22805998	60466246	101,531,549.00
Was the Incoming Waste Measured by We	YES	YES	YES	YES	YES	NA
Was Incoming Waste Measured by Vehicle	YES	YES	YES	YES	NO	NA
By Tons	29.56	23.18	37.5	45	38	NA
By Gallon	0	0	0	0	0	NA
By Pound	0	0	0	0	0	NA
By Compacted CY	0	5.54	16	0	0	NA
By UnCompacted CY	0	5.54	0	10	0	NA
Counties Served	Bastrop, Burnet, Hays, Llano, Travis, Washington, Williamson	Bastrop, Bell, Blanco, Burleson, Burnet, Caldwell, Coryell, Fayette, Hays, Lee, Mason, McLennan, Milam, San Saba, Travis, Washington, Williamson	Bastrop, Blanco, Caldwell, Fayette, Gonzales, Guadalupe, Hays, Karnes, Travis, Williamson	Anderson, Atascosa, Bandera, Bastrop, Bell, Bexar, Burnet, Caldwell, Colorado, Comal, Dewitt, Fayette, Frio, Garza, Gillespie, Goliad, Gonzales, Guadalupe, Kendall, Lavaca, Llano, Medina, Milam, Williamson, Wilson	Bell, Burnet, Milam, Travis, Williamson	NA
Total Counties Served	7	17	10	25	5	NA

Attachment III.B. Landfill Data - Capacity 2014

Facility Name	WASTE MANAGEMENT OF TEXAS AUSTIN COMMUNITY RECYCLING & DISPOSAL FACILITY	BFI SUNSET FARMS LANDFILL	IESI TRAVIS COUNTY LANDFILL	TEXAS DISPOSAL SYSTEMS LANDFILL	WILLIAMSON COUNTY RECYCLING AND DISPOSAL FACILITY	Total
Total Estimated Waste Capacity For Facility	0.00	0.00	0.00	0.00	0.00	0.00
E) Last FY's Remaining Capacity (yd3)			2,315,866.00			2,315,866.00
B) Amount of Waste Disposed This FY (yd3)	0.00	0.00	0.00	0.00	0.00	0.00
H) Current FY's Remaining Capacity (yd3)	13,200,131.00	6,566,576.00	0.00	23,904,717.00	60,871,955.00	104,543,379.00
Was the Incoming Waste Measured by We YES	YES	YES	YES	YES	YES	NA
Was Incoming Waste Measured by Vehicul NO	YES	YES	YES	YES	NO	NA
By Tons	\$26.65	\$23.50	\$28.40	\$35.00	\$36.75	NA
By Gallon	\$0.00	\$0.00	\$0.00	\$0.00	\$0.00	NA
By Pound	\$0.00	\$0.00	\$0.00	\$0.00	\$0.00	NA
By Compacted CY	\$0.00	\$6.55	\$15.00	\$0.00	\$0.00	NA
By UnCompacted CY	\$0.00	\$6.55	\$0.00	\$8.00	\$0.00	NA
Counties Served	Bastrop, Burnet, Hays, Llano, Travis, Washington, Williamson	Bastrop, Bell, Blanco, Burleson, Burnet, Caldwell, Coryell, Fayette, Hays, Lee, Mason, McLennan, Milam, San Saba, Travis, Washington, Williamson	Bastrop, Blanco, Caldwell, Fayette, Gonzales, Guadalupe, Hays, Karnes, Travis, Williamson	Atascosa, Bandera, Bastrop, Bell, Bexar, Blanco, Burnet, Caldwell, Colorado, Comal, Dewitt, Fayette, Frio, Gillespie, Goliad, Gonzales, Guadalupe, Hays, Karnes, Kendall, Kerr, Lavaca, Llano, Medina, Milam, Travis, Williamson, Wilson	Bell, Burnet, Milam, Travis, Williamson	NA
Total Counties Served	7	17	10	28	5	NA

Attachment III.B. Landfill Data - Capacity 2013

Facility Name	WASTE MANAGEMENT OF TEXAS AUSTIN COMMUNITY RECYCLING & DISPOSAL FACILITY	BFI SUNSET FARMS LANDFILL	IESI TRAVIS COUNTY LANDFILL	TEXAS DISPOSAL SYSTEMS LANDFILL	WILLIAMSON COUNTY RECYCLING AND DISPOSAL FACILITY	Total
Total Estimated Waste Capacity For Facility (yd3)	0.00	0.00	0.00	0.00	0.00	0.00
E) Last FY's Remaining Capacity (yd3)			2,647,569.00			2,647,569.00
B) Amount of Waste Disposed This FY (yd3)	0.00	0.00	0.00	0.00	0.00	0.00
H) Current FY's Remaining Capacity (yd3)	13,544,877.00	7,528,831.00	0.00	24,922,520.00	61,256,034.00	107,252,262.00
Was the Incoming Waste Measured by Weight?	YES	YES	YES	YES	YES	NA
Was Incoming Waste Measured by Vehicular Volume?	NO	YES	YES	YES	NO	NA
By Tons	\$32.45	\$23.80	\$26.19	\$35.00	\$35.00	NA
By Gallon	\$0.00	\$0.00	\$0.00	\$0.10	\$0.00	NA
By Pound	\$0.00	\$0.00	\$0.00	\$0.00	\$0.00	NA
By Compacted CY	\$0.00	\$7.64	\$0.00	\$0.00	\$0.00	NA
By UnCompacted CY	\$0.00	\$7.64	\$10.93	\$8.00	\$0.00	NA
Counties Served	Bastrop, Burnet, Hays, Llano, Travis, Washington, Williamson	Bastrop, Bell, Blanco, Burleson, Burnet, Caldwell, Coryell, Fayette, Hays, Lee, Mason, Mclennan, Milam, San Saba, Travis, Washington, Williamson	Bastrop, Blanco, Caldwell, Fayette, Gonzales, Guadalupe, Hays, Karnes, Travis, Williamson	Atascosa, Bandera, Bastrop, Bell, Bexar, Blanco, Burnet, Caldwell, Colorado, Comal, Dewitt, Fayette, Frio, Gillespie, Goliad, Gonzales, Guadalupe, Hays, Karnes, Kendall, Kerr, Lavaca, Llano, Medina, Milam, Travis, Williamson, Wilson	Bell, Burnet, Milam, Travis, Williamson	NA
Total Counties Served	7	17	10	28	5	NA

Attachment III.B. Landfill Data - Capacity 2012

Facility Name	WASTE MANAGEMENT OF TEXAS AUSTIN COMMUNITY RECYCLING & DISPOSAL FACILITY	WILLIAMSON COUNTY RECYCLING AND DISPOSAL FACILITY	BFI SUNSET FARMS LANDFILL	IESI TRAVIS COUNTY LANDFILL	TEXAS DISPOSAL SYSTEMS LANDFILL	Total
B) Estimated Compaction Rate (lbs/yd3)	1,160.00	1,316.00	1,350.00	1,300.00	1,360.00	6,486.00
H) Current FY's Remaining Capacity (yd3)	14,012,403.00	61,684,921.00	8,538,930.00	2,647,569.00	25,926,024.00	112,809,847.00
I) FY's Remaining Capacity (Tons)	8,127,194.00	40,588,678.00	5,763,778.00	1,720,920.00	17,629,696.00	73,830,266.00
J) Remaining Years at Current Performance (years)	19.00	120.00	3.50	12.30	27.50	NA
Does this Facility Use Scales For Incoming Waste?	YES	YES	YES	YES	YES	NA
Does this Facility Use Vehicular Volume?	YES	YES	YES	YES	YES	NA
By Tons	\$38.00	\$34.50	\$40.00	\$36.14	\$35.00	NA
By Gallon	\$0.00	\$0.00	\$0.00	\$0.00	\$0.10	NA
By Pound	\$0.00	\$0.00	\$0.00	\$0.00	\$0.00	NA
By Compacted CY	\$0.00	\$0.00	\$15.00	\$0.00	\$0.00	NA
By UnCompacted CY	\$0.00	\$6.00	\$15.00	\$10.00	\$8.00	NA
Counties Served	Bastrop, Burnet, Hays, Llano, Travis, Washington, Williamson	Bell, Burnet, Milam, Travis, Williamson	Bastrop, Bell, Blanco, Burleson, Burnet, Caldwell, Coryell, Fayette, Hays, Lee, Mason, McLennan, Milam, San Saba, Travis, Washington, Williamson	Bastrop, Blanco, Burnet, Caldwell, Fayette, Guadalupe, Hays, Travis, Williamson	Atascosa, Bandera, Bastrop, Bexar, Blanco, Burnet, Caldwell, Colorado, Comal, Dewitt, Fayette, Frio, Gillespie, Goliad, Gonzales, Guadalupe, Hays, Kendall, Kerr, Lavaca, Llano, Medina, Milam, Travis, Williamson, Wilson	NA
Total Counties Served	7	5	17	9	26	NA

Attachment III.B. Landfill Data - Capacity 2011

Facility	Austin Community Recycling & Disposal Facility	City of Austin Landfill	Williamson County Recycling & Disposal Facility	BFI Sunset Farms Landfill	IESI Travis County C&D Landfill	City of Luling Landfill	Texas Disposal Systems Landfill	Total
Remaining Capacity	15,000,874.00		62,396,581.00	10,303,997.00			27,714,868.00	115,416,320.00
Capacity in Sq Yds	14,561,921.00		62,063,581.00	9,428,401.00			26,868,849.00	112,922,752.00
Capacity in Tons	8,475,038.00		46,547,685.75	6,599,881.00			18,270,817.00	79,893,421.75
Current Performance	20		123	4.2			31.76	NA
Yes	1		1	1		1		1 NA
No								NA
Yes	1		1			1		1 NA
No					1			NA
Ton	\$33.14		\$34.50	\$39.00	\$28.66			NA
Gallon								NA
Pound								NA
CY			\$5.50					NA
UCY					\$5.05			NA
Yes	1		1	1		1		1 NA
No								NA
# TX ctys	7		5	17		9		26 NA

Attachment III.B. Landfill Data - Diversion 2020

Facility	WASTE MANAGEMENT OF TEXAS AUSTIN COMMUNITY RECYCLING & DISPOSAL FACILITY	WILLIAMSON COUNTY RECYCLING AND DISPOSAL FACILITY	TRAVIS COUNTY LANDFILL	TEXAS DISPOSAL SYSTEMS LANDFILL	Total
Yard Waste or Brush (tons)	0.0	3,719.7	211.6	30,280.8	34,212.1
Aluminum (tons)	0.0	1.6	0.0	1,105.4	1,107.0
Metal (tons)	0.0	736.1	1,334.0	17,923.5	19,993.6
Glass (tons)	0.0	0.0	0.0	16,848.7	16,848.7
Plastic (tons)	0.0	7.0	0.0	5,526.8	5,533.8
Plastic Bottles (tons)	0.0	0.0	0.0	2,368.6	2,368.6
Paper/Cardboard (tons)	0.0	33.4	190.2	41,635.1	41,858.7
Construction/Demolition Waste (tons)	0.0	0.0	12,003.1	41,004.2	53,007.3
Electronic Equipment	0.0	5.0	0.0	0.0	5.0
White Goods (tons)	1.8	40.0	0.0	157.4	199.2
Tires (tons)	0.0	0.0	36.0	1,356.5	1,392.5
Automotive (tons)	0.0	0.0	0.0	0.0	0.0
Shingles (tons)	0.0	0.0	0.0	0.0	0.0
Used Oil (tons)	0.0	7.0	0.0	0.0	7.0
Other Materials	12,852.8	0.0	0.0	12,710.6	25,563.4
Total	12,854.6	4,549.8	13,774.9	170,917.6	202,096.9

Identify Other Material Types Diverted

MATERIALS ARE A BLEND OF PLASTIC, PAPER, WOOD, METAL FROM LEED LOADS RECEIVED

LIQUID WASTE, FOOD WASTE, RESALE

Attachment III.B. Landfill Data - Diversion 2019

Facility	WASTE MANAGEMENT OF TEXAS AUSTIN COMMUNITY RECYCLING & DISPOSAL FACILITY	TRAVIS COUNTY LANDFILL	TEXAS DISPOSAL SYSTEMS LANDFILL	WILLIAMSON COUNTY RECYCLING AND DISPOSAL FACILITY	Total
Yard Waste or Brush (tons)	0.0	361.0	24,082.0	2,012.2	26,455.2
Aluminum (tons)	0.0	0.0	1,142.8	1.7	1,144.5
Metal (tons)	153.5	1,230.6	14,907.2	419.2	16,710.5
Glass (tons)	0.0	0.0	14,321.3	0.0	14,321.3
Plastic (tons)	0.0	0.0	5,714.1	5.5	5,719.6
Plastic Bottles (tons)	0.0	0.0	2,448.9	0.0	2,448.9
Paper/Cardboard (tons)	0.0	0.0	43,052.1	19.4	43,071.5
Construction/Demolition Waste (tons)	0.0	8,359.0	28,385.0	0.0	36,744.0
Electronic Equipment	0.0	0.0	0.0	6.0	6.0
White Goods (tons)	0.0	0.0	128.0	18.0	146.0
Tires (tons)	0.0	13.6	239.5	0.0	253.1
Automotive (tons)	0.0	0.0	0.0	0.0	0.0
Shingles (tons)	0.0	0.0	0.0	0.0	0.0
Used Oil (tons)	0.0	0.0	0.0	4.2	4.2
Other Materials	14,783.0	0.0	20,190.5	0.0	34,973.5
Total	14,936.5	9,964.2	154,611.4	2,486.2	181,998.3
Identify Other Material Types Diverted	MATERIAL RECYCLING LEEDS PROGRAM		FOOD, LIQUID WASTE, DIATOMACEOUS EARTH, RESALE		

Attachment III.B. Landfill Data - Diversion 20188

Facility	WASTE MANAGEMENT OF TEXAS AUSTIN COMMUNITY RECYCLING & DISPOSAL FACILITY	TRAVIS COUNTY LANDFILL	TEXAS DISPOSAL SYSTEMS LANDFILL	WILLIAMSON COUNTY RECYCLING AND DISPOSAL FACILITY	Total
Yard Waste or Brush (tons)	0.00	253.90	23,399.10	0.00	23,653.00
Aluminum (tons)	0.00	0.00	1,114.70	0.10	1,114.80
Metal (tons)	0.00	287.40	10,298.40	694.70	11,280.50
Glass (tons)	0.00	0.00	15,077.40	0.00	15,077.40
Plastic (tons)	0.00	0.00	5,573.30	2.80	5,576.10
Plastic Bottles (tons)	0.00	0.00	2,388.60	0.00	2,388.60
Paper/Cardboard (tons)	0.00	0.00	41,985.40	36.40	42,021.80
Construction/Demolition Waste (tons)	0.00	8,573.10	49,842.50	0.00	58,415.60
Electronic Equipment	0.00	0.00	0.00	0.00	0.00
White Goods (tons)	4.30	0.00	153.20	124.80	282.30
Tires (tons)	0.00	10.50	121.80	0.00	132.30
Automotive (tons)	0.00	0.00	0.00	0.00	0.00
Shingles (tons)	0.00	0.00	0.00	0.00	0.00
Used Oil (tons)	0.00	0.00	0.00	8.10	8.10
Other Materials	0.00	13,192.90	18,915.00	0.00	32,107.90
Total	4.30	22,317.80	168,869.40	866.90	192,058.40

Identify Other Material Types Diverted

CONCRETE
 DRYWALL
 MULCH

FOOD & LIQUID WASTE,
 DIATOMACEOUS

Attachment III.B. Landfill Data - Diversion 20177

Facility	WASTE MANAGEMENT OF TEXAS AUSTIN COMMUNITY			WILLIAMSON COUNTY RECYCLING AND DISPOSAL		Total
	RECYCLING & DISPOSAL FACILITY	TRAVIS COUNTY LANDFILL	TEXAS DISPOSAL SYSTEMS LANDFILL	FACILITY		
Yard Waste or Brush (tons)	31,428.70	211.30	0.00	0.00	0.00	31,640.00
Aluminum (tons)	999.30	0.00	0.00	0.00	0.00	999.30
Metal (tons)	12,733.80	0.00	0.40	261.70	0.00	12,995.90
Glass (tons)	14,899.50	0.00	0.00	0.00	0.00	14,899.50
Plastic (tons)	4,996.30	0.00	0.00	0.00	0.00	4,996.30
Plastic Bottles (tons)	2,141.30	0.00	0.00	0.00	0.00	2,141.30
Paper/Cardboard (tons)	37,679.10	0.00	0.00	0.00	0.00	37,679.10
Construction/Demolition Waste (tons)	31,439.90	16,550.10	0.00	0.00	0.00	47,990.00
Electronic Equipment	0.00	0.00	0.00	0.00	0.00	0.00
White Goods (tons)	3.10	0.00	0.00	0.00	0.00	3.10
Tires (tons)	163.10	5.30	0.00	0.00	0.00	168.40
Automotive (tons)	0.00	0.00	0.00	0.00	0.00	0.00
Shingles (tons)	0.00	0.00	0.00	0.00	0.00	0.00
Used Oil (tons)	0.00	0.00	0.00	0.00	0.00	0.00
Other Materials	13,458.60	6,782.70	0.00	0.00	0.00	20,241.30
Total	149,942.70	23,549.40	0.40	261.70	0.00	173,754.20
Identify Other Material Types Diverted	LIQUID & FOOD WASTE	CONCRETE DRYWALL MULCH				

Attachment III.B. Landfill Data - Diversion 20166

Facility	WASTE MANAGEMENT OF TEXAS AUSTIN COMMUNITY RECYCLING & DISPOSAL FACILITY	BFI SUNSET FARMS LANDFILL	IESI TRAVIS COUNTY LANDFILL	TEXAS DISPOSAL SYSTEMS LANDFILL	WILLIAMSON COUNTY RECYCLING AND DISPOSAL FACILITY	Total
Yard Waste or Brush (tons)	0.00	0.00	808.60	22,215.20	0.00	23,023.80
Aluminum (tons)	0.00	0.00	0.00	956.60	0.00	956.60
Metal (tons)	0.00	0.00	0.00	8,519.70	362.00	8,881.70
Glass (tons)	0.00	0.00	0.00	14,462.70	0.00	14,462.70
Plastic (tons)	0.00	0.00	0.00	4,782.90	0.00	4,782.90
Plastic Bottles (tons)	0.00	0.00	0.00	2,049.80	0.00	2,049.80
Paper/Cardboard (tons)	0.00	0.00	0.00	36,063.10	1.00	36,064.10
Construction/Demolition Waste (tons)	0.00	0.00	30,218.30	18,514.00	0.00	48,732.30
E-Waste (tons)	0.00	0.00	0.00	0.00	0.00	0.00
White Goods (tons)	0.00	0.00	0.00	6.10	0.00	6.10
Tires (tons)	0.00	0.00	37.60	522.90	0.00	560.50
Automotive (tons)	0.00	0.00	0.00	0.00	0.00	0.00
Shingles (tons)	0.00	0.00	0.00	0.00	0.00	0.00
Used Oil (tons)	0.00	0.00	0.00	0.00	0.00	0.00
Other Waste (tons)	0.00	0.00	0.00	14,928.60	0.00	14,928.60
Total	0.00	0.00	31,064.50	123,021.60	363.00	154,449.10

Identify Other Material Types Diverted

FOOD WASTE,
RESALE,

Attachment III.B. Landfill Data - Diversion 201515

Facility	WASTE MANAGEMENT OF					Total
	TEXAS AUSTIN COMMUNITY RECYCLING & DISPOSAL FACILITY	BFI SUNSET FARMS LANDFILL	IESI TRAVIS COUNTY LANDFILL	TEXAS DISPOSAL SYSTEMS LANDFILL	WILLIAMSON COUNTY RECYCLING AND DISPOSAL FACILITY	
Yard Waste or Brush (tons)	0.00	0.00	2,886.50	14,803.50	11,404.00	29,094.00
Aluminum (tons)	0.00	0.00	0.00	51.70	0.00	51.70
Metal (tons)	0.00	0.00	1,729.40	6,869.10	0.00	8,598.50
Glass (tons)	0.00	0.00	0.00	7,728.30	0.00	7,728.30
Plastic (tons)	0.00	0.00	46.90	4,231.30	0.00	4,278.20
Plastic Bottles (tons)	0.00	0.00	0.00	2,115.70	0.00	2,115.70
Paper/Cardboard (tons)	0.00	0.00	321.10	33,226.70	67.00	33,614.80
Construction/Demolition Waste (tons)	0.00	0.00	0.00	14,801.40	0.00	14,801.40
E-Waste (tons)	0.00	0.00	0.00	0.00	0.00	0.00
White Goods (tons)	4.00	0.00	0.00	3.70	411.00	418.70
Tires (tons)	0.00	0.00	15.50	356.10	0.00	371.60
Automotive (tons)	0.00	0.00	0.00	0.00	0.00	0.00
Shingles (tons)	0.00	0.00	0.00	0.00	0.00	0.00
Used Oil (tons)	0.00	0.00	0.00	0.00	0.00	0.00
Other Waste (tons)	177.00	0.00	24,146.60	16,233.10	0.00	40,556.70
Total	181.00	0.00	29,146.00	100,420.60	11,882.00	141,629.60
Identify Other Material Types Diverted	THIS INCLUDES 163 TONS CLEAN SOIL AND 14 TONS OF ROAD BASE		LUMBER- 3218.55 TONS,	FOOD WASTE, RESALE		

Attachment III.B. Landfill Data - Diversion 20144

Facility	WASTE MANAGEMENT OF TEXAS AUSTIN COMMUNITY RECYCLING & DISPOSAL FACILITY		IESI TRAVIS COUNTY LANDFILL	TEXAS DISPOSAL SYSTEMS LANDFILL	WILLIAMSON COUNTY RECYCLING AND DISPOSAL FACILITY	Total
	BFI SUNSET FARMS LANDFILL					
Yard Waste or Brush (tons)	0.0	0.0	2,598.4	9,557.2	10,689.0	22,844.6
Aluminum (tons)	0.0	0.0	3.0	0.0	0.0	3.0
Metal (tons)	0.0	0.0	2,196.8	3,137.6	0.0	5,334.4
Glass (tons)	0.0	0.0	0.0	7,889.7	0.0	7,889.7
Plastic (tons)	0.0	0.0	55.8	0.0	0.0	55.8
Plastic Bottles (tons)	0.0	0.0	0.0	0.0	0.0	0.0
Paper/Cardboard (tons)	0.0	0.0	1,802.8	0.0	29.0	1,831.8
Construction/Demolition Waste (tons)	11,481.0	0.0	19,757.9	5,008.4	0.0	36,247.3
E-Waste (tons)	0.0	0.0	0.0	0.0	0.0	0.0
White Goods (tons)	5.0	0.0	0.0	17.3	61.0	83.3
Tires (tons)	6.0	0.0	16.0	248.6	2.0	272.6
Automotive (tons)	0.0	0.0	0.0	0.0	0.0	0.0
Shingles (tons)	0.0	0.0	0.8	0.0	0.0	0.8
Used Oil (tons)	0.0	0.0	0.0	0.0	0.0	0.0
Other Waste (tons)	12.0	0.0	23,134.8	9,475.3	0.0	32,622.1
Total	11,504.0	0.0	49,566.3	35,334.1	10,781.0	107,185.4
Identify Other Material Types Diverted	ROAD MATERIAL		CEILING TILE- 7.74 TONS, CONCRETE- 22,348.75	FOOD WASTE		

Attachment III.B. Landfill Data - Diversion 2013

Facility	WASTE MANAGEMENT OF TEXAS AUSTIN COMMUNITY RECYCLING & DISPOSAL FACILITY	BFI SUNSET FARMS LANDFILL	IESI TRAVIS COUNTY LANDFILL	TEXAS DISPOSAL SYSTEMS LANDFILL	WILLIAMSON COUNTY RECYCLING AND DISPOSAL FACILITY	Total
Yard Waste or Brush (tons)	2,039.9	0.0	2,106.4	14,559.9	3,901.0	22,607.2
Aluminum (tons)	0.0	0.0	0.0	0.0	3.7	3.7
Metal (tons)	29.0	0.0	1,128.3	1,786.6	91.5	3,035.4
Glass (tons)	0.0	0.0	0.0	12,466.1	0.0	12,466.1
Plastic (tons)	0.0	0.0	81.3	0.0	22.3	103.6
Plastic Bottles (tons)	0.0	0.0	0.0	0.0	0.0	0.0
Paper/Cardboard (tons)	1.5	0.0	1,696.0	1.4	83.0	1,781.9
Construction/Demolition Waste (tons)	0.0	0.0	6,453.1	10,590.9	0.0	17,044.0
E-Waste (tons)	0.0	0.0	0.0	0.0	457.5	457.5
White Goods (tons)	1.2	0.0	0.0	2.8	46.4	50.4
Tires (tons)	0.0	0.0	0.0	0.0	30.7	30.7
Automotive (tons)	0.0	0.0	0.0	323.6	0.0	323.6
Shingles (tons)	0.0	0.0	35.4	0.0	0.0	35.4
Used Oil (tons)	0.0	0.0	0.0	0.0	114.8	114.8
Other Waste (tons)	56.8	0.0	30,836.8	10,587.7	4.0	41,485.3
Total	2,128.4	0.0	42,337.3	50,319.0	4,754.9	99,539.6

Identify Other Material Types Diverted	CONCRETE	CONCRETE/ BLOCKS/ REBAR, BRICK, SHEETROCK, WOOD/ LUMBER	DIATOMACEOUS EARTH: 50.65 TONS TELEPHONE POLES: 97.35 TONS FOOD WASTE: 10439.72 TONS	SMALL BATTERIES
--	----------	---	---	-----------------

Attachment III.B. Landfill Data - Diversion 20122

Facility	WASTE MANAGEMENT OF TEXAS AUSTIN COMMUNITY RECYCLING & DISPOSAL FACILITY	WILLIAMSON COUNTY RECYCLING AND DISPOSAL FACILITY	BFI SUNSET FARMS LANDFILL	IESI TRAVIS COUNTY LANDFILL	TEXAS DISPOSAL SYSTEMS LANDFILL	Total
Yard Waste or Brush (tons)	0.00	5,290.00	0.00	1,071.50	14,089.00	20,450.50
Aluminum (tons)	0.00	0.00	0.00	0.00	0.00	0.00
Metal (tons)	0.00	459.20	0.00	278.40	2,222.00	2,959.60
Glass (tons)	0.00	0.00	0.00	0.00	19,570.00	19,570.00
Plastic (tons)	0.00	5.00	0.00	33.60	0.00	38.60
Plastic Bottles (tons)	0.00	0.00	0.00	0.00	0.00	0.00
Other Plastics (tons)	0.00	0.00	0.00	0.00	0.00	0.00
Paper/Cardboard (tons)	0.00	0.00	0.00	0.00	0.00	0.00
Construction/Demolition Waste (tons)	0.00	0.00	0.00	2,942.50	7,992.00	10,934.50
Paper (tons)	0.00	207.60	0.00	263.00	2,070.00	2,540.60
E-Waste (tons)	0.00	423.50	0.00	0.00	0.00	423.50
White Goods (tons)	0.00	11.70	0.00	0.00	0.00	11.70
Tires (tons)	0.00	0.00	0.00	0.00	121.00	121.00
Automotive (tons)	0.00	0.00	0.00	0.00	0.00	0.00
Shingles (tons)	0.00	0.00	0.00	0.00	0.00	0.00
Used Oil (tons)	0.00	0.00	0.00	0.00	0.00	0.00
Other Waste (tons)	8,924.60	962.90	0.00	6,918.00	21,374.00	38,179.50
Total	8,924.60	7,359.90	0.00	11,507.00	67,438.00	95,229.50

Shingles, Food waste,
brick, Liquid waste,
styrofoam, Resale,
sheetrock, commingled

Identify Other Material Types Diverted Clean soil, bricks and concrete Clean Soil

Attachment III.B. Landfill Data - Diversion 2011

Facility	Austin Community Recycling & Disposal Facility	City of Austin Landfill	Williamson County Recycling & Disposal Facility	BFI Sunset Farms Landfill	IESI Travis County C&D Landfill	City of Luling Landfill	Texas Disposal Systems Landfill	Total
Yard Waste or Brush			11,294.13		11.42		13,649.30	24,954.85
Metal					296.73		4,371.38	4,668.11
Glass							15,474.30	15,474.30
Plastics					34.01		4,039.74	4,073.75
Demolition					4,575.05		9,887.80	14,462.85
Paper					38.85		29,647.92	29,686.77
Materials								0.00
Goods								0.00
Tires							533.00	533.00
Wastes	6,573.00				2,241.55		10,221.00	19,035.55
"Other" Identified	Clean dirt							NA
Total Tons Diverted	6,573.00	0.00	11,294.13	0.00	7,197.61	0.00	87,824.44	112,889.18

Attachment III.B. Landfill Data - Treatment 2020

Facility	WASTE MANAGEMENT OF TEXAS AUSTIN COMMUNITY RECYCLING & DISPOSAL FACILITY	WILLIAMSON COUNTY RECYCLING AND DISPOSAL FACILITY	TRAVIS COUNTY LANDFILL	TEXAS DISPOSAL SYSTEMS LANDFILL	Total
Incineration_Total	0.00	0.00	0.00	0.00	0.00
AutoClave_Total	0.00	0.00	0.00	0.00	0.00
Composting_Total	0.00	0.00	0.00	40,056.86	40,056.86
Digestion_Total	0.00	0.00	0.00	0.00	0.00
Chemical Disinfection_Total	0.00	0.00	0.00	0.00	0.00
Chipping/Grinding_Total	0.00	3,719.65	0.00	0.00	3,719.65
Other_Total	13,392.79	40.00	0.00	0.00	13,432.79
Total Tons_Total	13,393.00	3,760.00	0.00	40,057.00	57,210.00
	LIQUID WASTE				
	SOLIDIFICATION AND LEED				
	LOAD SORTING RESULTING IN				
	WOOD CHIPPING AND	REMOVAL OF FREON			
	RECYCLING OF	AND RECYCLING OF			
Identify "Other" solid waste treatment methods	PAPER,CARDBOARD,METAL	REFRIGERATION UNITS			

Attachment III.B. Landfill Data - Treatment 2019

Facility	WASTE MANAGEMENT OF TEXAS AUSTIN COMMUNITY RECYCLING & DISPOSAL FACILITY	TRAVIS COUNTY LANDFILL	TEXAS DISPOSAL SYSTEMS LANDFILL	WILLIAMSON COUNTY RECYCLING AND DISPOSAL FACILITY	Total
Incineration_Total	0.00	0.00	0.00	0.00	0.00
AutoClave_Total	0.00	0.00	0.00	0.00	0.00
Composting_Total	0.00	0.00	41,362.14	0.00	41,362.14
Digestion_Total	0.00	0.00	0.00	0.00	0.00
Chemical Disinfection_Total	0.00	0.00	0.00	0.00	0.00
Chipping/Grinding_Total	14,783.02	0.00	0.00	2,012.20	16,795.22
Other_Total	485.61	0.00	0.00	18.00	503.61
Total Tons_Total	15,269.00	0.00	41,362.00	2,030.00	58,661.00
Identify "Other" solid waste treatment methods	LIQUID WASTE SOLIDIFICATION & BULKING			REMOVAL OF FREON AND RECYCLING OF REFRIGERATION UNITS	

Attachment III.B. Landfill Data - Treatment 20188

Facility Name	WASTE MANAGEMENT OF TEXAS AUSTIN COMMUNITY RECYCLING & DISPOSAL FACILITY	TRAVIS COUNTY LANDFILL	TEXAS DISPOSAL SYSTEMS LANDFILL	WILLIAMSON COUNTY RECYCLING AND DISPOSAL FACILITY	Total
Incineration_Total	0.00	0.00	0.00	0.00	0.00
AutoClave_Total	0.00	0.00	0.00	0.00	0.00
Composting_Total	0.00	0.00	28,038.88	0.00	28,038.88
Digestion_Total	0.00	0.00	0.00	0.00	0.00
Chemical Disinfection_Total	0.00	0.00	0.00	0.00	0.00
Chipping/Grinding_Total	12,098.58	0.00	0.00	2,389.56	14,488.14
Other_Total	0.00	0.00	0.00	124.75	124.75
Total Tons_Total	12,099.00	0.00	28,039.00	2,514.00	42,652.00
Identify "Other" solid waste treatment methods				REMOVAL OF FREON From WHITE GOODS	

Attachment III.B. Landfill Data - Treatment 2017

Facility	WASTE MANAGEMENT OF TEXAS AUSTIN COMMUNITY RECYCLING & DISPOSAL FACILITY	TRAVIS COUNTY LANDFILL	TEXAS DISPOSAL SYSTEMS LANDFILL	WILLIAMSON COUNTY RECYCLING AND DISPOSAL FACILITY	Total
Incineration_Total	0.00	0.00	0.00	0.00	0.00
AutoClave_Total	0.00	0.00	0.00	0.00	0.00
Composting_Total	44,887.32	0.00	0.00	0.00	44,887.32
Digestion_Total	0.00	0.00	0.00	0.00	0.00
Chemical Disinfection_Total	0.00	0.00	0.00	0.00	0.00
Chipping/Grinding_Total	0.00	0.00	0.00	4,680.79	4,680.79
Other_Total	0.00	0.00	633.73	0.00	633.73
Total Tons_Total	44,887.00	0.00	634.00	4,681.00	50,202.00

Identify "Other" solid waste treatment methods

LIQUID
WASTE
SOLIDIFICAT
ION AND

AAttachment III.B. Landfill Data - Treatment 2016

Facility	WASTE MANAGEMENT OF TEXAS AUSTIN COMMUNITY RECYCLING & DISPOSAL FACILITY	BFI SUNSET FARMS LANDFILL	IESI TRAVIS COUNTY LANDFILL	TEXAS DISPOSAL SYSTEMS LANDFILL
Incineration_Total	0	0	0	0
AutoClave_Total	0	0	0	0
Composting_Total	0	0	0	35,572
Digestion_Total	0	0	0	0
Other_Total	559	0	0	0
Total Tons_Total	559	0	0	35,572

Identify "Other" solid waste treatment methods

LIQUID WASTE SOLIDIFICATION

Attachment III.B. Landfill Data - Treatment 2015

Facility	WASTE MANAGEMENT OF TEXAS AUSTIN COMMUNITY RECYCLING & DISPOSAL FACILITY	BFI SUNSET FARMS LANDFILL	IESI TRAVIS COUNTY LANDFILL	TEXAS DISPOSAL SYSTEMS LANDFILL	WILLIAMSON COUNTY RECYCLING AND DISPOSAL FACILITY	Total
Incineration_Total	0.00	0.00	0.00	0.00	0.00	0.00
AutoClave_Total	0.00	0.00	0.00	0.00	0.00	0.00
Composting_Total	0.00	0.00	0.00	28,647.36	0.00	28,647.36
Digestion_Total	0.00	0.00	0.00	0.00	0.00	0.00
Other_Total	760.00	0.00	0.00	0.00	11,404.00	12,164.00
Total Tons_Total	760.00	0.00	0.00	28,647.00	11,404.00	40,811.00
Identify "Other" solid waste treatment methods	LIQUID WASTE SOLIDIFICATION				BRUSH AND CLEAN WOOD GRINDING	

Attachment III.B. Landfill Data - Treatment 2014

Facility Name	WASTE MANAGEMENT OF TEXAS AUSTIN COMMUNITY RECYCLING & DISPOSAL FACILITY	BFI SUNSET FARMS LANDFILL	IESI TRAVIS COUNTY LANDFILL	TEXAS DISPOSAL SYSTEMS LANDFILL	WILLIAMSON COUNTY RECYCLING AND DISPOSAL FACILITY	Total
Solids						
Incineration_Total	0.00	0.00	0.00	0.00	0.00	0.00
AutoClave_Total	0.00	0.00	0.00	0.00	0.00	0.00
Composting_Total	0.00	0.00	0.00	19,032.51	0.00	19,032.51
Digestion_Total	0.00	0.00	0.00	0.00	0.00	0.00
Other_Total	12,331.00	0.00	0.00	0.00	10,689.00	23,020.00
Total Tons_Total	12,331.00	0.00	0.00	19,033.00	10,689.00	42,053.00
Identify "Other" solid waste treatment methods	CLEAN WOOD PROCESSING 11,481 PLUS SOLIDIFICATION 850				BRUSH AND CLEAN WOOD GRINDING	
Liquids						
Sludge_Total	0	0	0	0	0	0
Grease_Total	0	0	0	0	0	0
Grit_Total	0	0	0	0	0	0
Septage_Total	0	0	0	0	0	0
NHIW_Class1_Total	0	0	0	0	0	0
NHIW_Class2_Total	0	0	0	0	0	0
Other_Total	0	0	0	0	0	0
Total Tons_Total	0	0	0	0	0	0
List Other liquid waste types treated						

Attachment III.B. Landfill Data - Treatment 20133

Facility	WASTE MANAGEMENT OF TEXAS AUSTIN COMMUNITY RECYCLING & DISPOSAL FACILITY	BFI SUNSET FARMS LANDFILL	IESI TRAVIS COUNTY LANDFILL	TEXAS DISPOSAL SYSTEMS LANDFILL	WILLIAMSON COUNTY RECYCLING AND DISPOSAL FACILITY	Total
Incineration_Total	0.00	0.00	0.00	0.00	0.00	0.00
AutoClave_Total	0.00	0.00	0.00	0.00	0.00	0.00
Composting_Total	0.00	0.00	0.00	24,999.57	0.00	24,999.57
Digestion_Total	0.00	0.00	0.00	0.00	0.00	0.00
Other_Total	6,368.18	0.00	0.00	0.00	3,901.00	10,269.18
Total Tons_Total	6,368.00	0.00	0.00	25,000.00	3,901.00	35,269.00
Identify "Other" solid waste treatment methods	5122.4 LEEDS LOAD PROCESSING WITH 3085.02 SEPARATED FOR DISPOSAL LEAVING 2037.38 DIVERTED FOR RECYCLING. 1245.78 SOLIDIFICATION.			BRUSH AND CLEAN WOOD GRINDING		

Attachment III.B. Landfill Data - Treatment 20122

Facility	WASTE MANAGEMENT OF TEXAS AUSTIN COMMUNITY RECYCLING & DISPOSAL FACILITY	WILLIAMSON COUNTY RECYCLING AND DISPOSAL FACILITY	BFI SUNSET FARMS LANDFILL	IESI TRAVIS COUNTY LANDFILL	TEXAS DISPOSAL SYSTEMS LANDFILL	Total
Incineration_Total	0.00	0.00	0.00	0.00	0.00	0.00
AutoClave_Total	0.00	0.00	0.00	0.00	0.00	0.00
Composting_Total	0.00	0.00	0.00	0.00	26,041.00	26,041.00
Digestion_Total	0.00	0.00	0.00	0.00	0.00	0.00
Other_Total	2,227.09	6,342.98	0.00	0.00	0.00	8,570.07
Total Tons_Total	2,227.00	6,343.00	0.00	0.00	26,041.00	34,611.00
Identify "Other" solid waste treatment methods	Solidification	Brush and Clean Wood Grinding=5289.98 tons. Shingles processed=1052.69 tons. Tires processed =0.31 tons				

Attachment III.B. Landfill Data - Treatment 20111

Facility	Austin Community Recycling & Disposal Facility	City of Austin Landfill	Williamson County Recycling & Disposal Facility	BFI Sunset Farms Landfill	IESI Travis County C&D Landfill	City of Luling Landfill	Texas Disposal Systems Landfill	Total
Total Incin.	0.00	0.00	0.00	0.00	0.00	0.00	0.00	0.00
Total Autoc.	0.00	0.00	0.00	0.00	0.00	0.00	0.00	0.00
Total Comp	0.00	0.00	0.00	0.00	0.00	0.00	0.00	0.00
Total Digest	0.00	0.00	0.00	0.00	0.00	0.00	0.00	0.00
Total Other	1,319.00	0.00	3,970.13	0.00	0.00	0.00	0.00	5,289.13
Waste Treatment methods	Solidification		C&D material separation; Brush and clean wood grinding					NA
WASTE TREATMENT	1,319.00	0.00	3,970.13	0.00	0.00	0.00	0.00	5,289.13

Attachment III.B. Landfill Data - Characteristics 2020

Facility	WASTE MANAGEMENT OF TEXAS AUSTIN COMMUNITY RECYCLING & DISPOSAL FACILITY	WILLIAMSON COUNTY RECYCLING AND DISPOSAL FACILITY	TRAVIS COUNTY LANDFILL	TEXAS DISPOSAL SYSTEMS LANDFILL	Total
Total Permitted Area, acres	359.7	575.0	112.9	1,761.0	2,808.6
Non-fill areas, acres	118.4	152.5	30.2	1,502.0	1,803.1
Fill Areas in Post-closure, acres	0.0	0.0	0.0	0.0	0.0
Facility's Permanent Benchmark Elevation, ft	636.0	724.2	534.9	714.0	NA
Permitted Max Elevation at Final Cover, ft	740.0	840.0	589.0	811.0	NA
Permitted Max Elevation at Deepest Excavation, ft	520.0	654.0	458.0	605.0	NA
Was the Site Assessed this FY?	NO	NO	YES	NO	NA
Is Alternative Liner Used?	NO	NO	NO	YES	NA
Is this Facility Using Alternative Daily Cover?	NO	NO	NO	NO	NA
What Type(s)	0	0	0	0	NA
Identify Other Type(s)					NA
Gas Collection Control System (GCCS)	YES	YES	NO	YES	NA
Estimated Amount of Gas Flared (ft3)	774,133,000.0	975,936,000.0	0.0	436,746,793.0	2,186,815,793.0
Estimated Amount of Gas Vented (ft3)	0	0	0	0	0.0
Leachate Management	BOTH	BOTH	NA	Off-Site	NA
Estimated Amount of Leachate Removed (gallons)	852,051.0	1,465,812.0	0.0	6,000.0	2,323,863.0
GroundWater Monitoring	YES	YES	YES	YES	NA
Number of Point of Compliance Wells (POC)	41.0	11.0	6.0	4.0	62.0
Number of Background Wells	2.0	2.0	1.0	2.0	7.0
(Landfill) Gas Monitoring	YES	YES	YES	YES	NA
Number of LF Gas Monitoring Wells/Probes	22.0	22.0	10.0	73.0	127.0
Class 1 NHIW Remaining Capacity (tons)	0.0	0.0	0.0	0.0	0.0

Attachment III.B. Landfill Data - Characteristics 20199

Facility	MANAGEMENT OF TEXAS AUSTIN COMMUNITY RECYCLING & DISPOSAL FACILITY	TRAVIS COUNTY LANDFILL	TEXAS DISPOSAL SYSTEMS LANDFILL	WILLIAMSON COUNTY RECYCLING AND DISPOSAL FACILITY	Total
Total Permitted Area, acres	359.7	112.9	732.0	575.0	1,779.6
Non-fill areas, acres	118.4	30.2	473.0	152.5	774.1
Fill Areas in Post-closure, acres	0.0	0.0	0.0	0.0	0.0
Facility's Permanent Benchmark Elevation, ft	636.0	534.9	714.0	724.2	NA
Permitted Max Elevation at Final Cover, ft	740.0	589.0	811.0	840.0	NA
Permitted Max Elevation at Deepest Excavation, ft	520.0	458.0	605.0	654.0	NA
Was the Site Assessed this FY?	NO	YES	NO	NO	NA
Is Alternative Liner Used?	NO	NO	YES	NO	NA
Is this Facility Using Alternative Daily Cover?	NO	NO	NO	NO	NA
What Type(s)	0.0	0.0	0.0	0.0	NA
Identify Other Type(s)					NA
Gas Collection Control System (GCCS)	YES	NO	YES	YES	NA
Estimated Amount of Gas Flared (ft3)	652,687,000.0	0.0	39,004,161.0	1,005,545,000.0	1,697,236,161.0
Estimated Amount of Gas Vented (ft3)	0.0	0.0	0.0	0.0	0.0
Leachate Management	BOTH	NA	OFF-SITE	BOTH	NA
Estimated Amount of Leachate Removed (gallons)	4,161,495.0	0.0	5,821.0	6,282,648.0	10,449,964.0
GroundWater Monitoring	YES	YES	YES	YES	NA
Number of Point of Compliance Wells (POC)	41.0	6.0	4.0	14.0	65.0
Number of Background Wells	2.0	1.0	2.0	2.0	7.0
(Landfill) Gas Monitoring	YES	YES	YES	YES	NA
Number of LF Gas Monitoring Wells/Probes	27.0	10.0	73.0	22.0	132.0
Class 1 NHIW Disposed (tons)	0.0	0.0	0.0	0.0	0.0
Class 1 NHIW Remaining Capacity (tons)	0.0	0.0	0.0	0.0	0.0

Attachment III.B. Landfill Data - Characteristics 20188

Facility	WASTE MANAGEMENT OF TEXAS AUSTIN COMMUNITY RECYCLING & DISPOSAL FACILITY	TRAVIS COUNTY LANDFILL	TEXAS DISPOSAL SYSTEMS LANDFILL	WILLIAMSON COUNTY RECYCLING AND DISPOSAL FACILITY	Total
Total Permitted Area, acres	359.70	112.90	732.00	575.00	1,779.60
Non-fill areas, acres	118.40	30.20	473.00	152.50	774.10
Fill Areas in Post-closure, acres	0.00	0.00	0.00	0.00	NA
Facility's Permanent Benchmark Elevation, ft	636.00	534.90	714.00	724.20	NA
Permitted Max Elevation at Final Cover, ft	740.00	589.00	811.00	840.00	2,980.00
Permitted Max Elevation at Deepest Excavation, ft	520.00	458.00	605.00	654.00	2,237.00
Was the Site Assessed this FY?	NO	YES	NO	NO	NA
Is Alternative Liner Used?	NO	NO	YES	NO	NA
Is this Facility Using Alternative Daily Cover?	NO	NO	NO	NO	NA
What Type(s)	0.00	0.00	0.00	0.00	NA
Identify Other Type(s)					NA
Gas Collection Control System (GCCS)	YES	NO	YES	YES	NA
Estimated Amount of Gas Flared (ft3)	523,009,000.00	0.00	28,224,624.00	1,085,386,000.00	1,636,619,624.00
Estimated Amount of Gas Vented (ft3)	0.00	0.00	0.00	0.00	0.00
Leachate Management	BOTH	NA	OFF-SITE	BOTH	NA
Estimated Amount of Leachate Removed (gallons)	1,163,907.00	0.00	12,000.00	1,223,584.00	2,399,491.00
GroundWater Monitoring	YES	YES	YES	YES	NA
Number of Point of Compliance Wells (POC)	41.00	6.00	4.00	14.00	65.00
Number of Background Wells	2.00	1.00	2.00	2.00	7.00
(Landfill) Gas Monitoring	YES	YES	YES	YES	NA
Number of LF Gas Monitoring Wells/Probes	27.00	10.00	15.00	20.00	72.00
Class 1 NHIW Disposed (tons)	0.00	0.00	0.00	0.00	0.00
Class 1 NHIW Remaining Capacity (tons)	0.00	0.00	0.00	0.00	0.00

Attachment III.B. Landfill Data - Characteristics 20177

Facility	WASTE MANAGEMENT OF TEXAS AUSTIN COMMUNITY RECYCLING & DISPOSAL FACILITY	TRAVIS COUNTY LANDFILL	TEXAS DISPOSAL SYSTEMS LANDFILL	WILLIAMSON COUNTY RECYCLING AND DISPOSAL FACILITY	Total
Total Permitted Area, acres	732	112.9	359.7	575	1,779.60
Non-fill areas, acres	473	30.2	118.4	152.5	774.10
Fill Areas in Post-closure, acres	0	0	0	0	0.00
Facility's Permanent Benchmark Elevation, ft	714	520	636	724.2	NA
Permitted Max Elevation at Final Cover, ft	811	589	740	840	NA
Permitted Max Elevation at Deepest Excavation, ft	605	462	520	654	NA
Was the Site Assessed this FY?	NO	NO	NO	NO	NA
Is Alternative Liner Used?	YES	NO	NO	NO	NA
Is this Facility Using Alternative Daily Cover?	NO	NO	NO	NO	NA
What Type(s)					NA
Identify Other Type(s)	0	0	0	0	NA
Gas Collection Control System (GCCS)	YES	NO	YES	YES	NA
Estimated Amount of Gas Flared (ft3)	158,576,512.00	0.00	1,399,677,000.00	1,033,789,000.00	2,592,042,512.00
Estimated Amount of Gas Vented (ft3)	0	0	0	0	0.00
Leachate Management	OFF-SITE	NA	BOTH	BOTH	NA
Estimated Amount of Leachate Removed (gallons)	12,000.00	0.00	741,793.00	654,938.00	1,408,731.00
GroundWater Monitoring	YES	YES	YES	YES	NA
Number of Point of Compliance Wells (POC)	4	6	41	14	65.00
Number of Background Wells	2	1	2	2	7.00
(Landfill) Gas Monitoring	YES	YES	YES	YES	NA
Number of LF Gas Monitoring Wells/Probes	15	13	27	20	75.00
Class 1 NHIW Disposed (tons)	0	0	0	0	0.00
Class 1 NHIW Remaining Capacity (tons)	0	0	0	0	0

Attachment III.B. Landfill Data - Characteristics 201616

Facility	WASTE MANAGEMENT OF TEXAS AUSTIN COMMUNITY RECYCLING & DISPOSAL FACILITY	BFI SUNSET FARMS LANDFILL	IESI TRAVIS COUNTY LANDFILL	TEXAS DISPOSAL SYSTEMS LANDFILL	WILLIAMSON COUNTY RECYCLING AND DISPOSAL FACILITY	Total
Total Permitted Area, acres	359.70	349.40	112.90	732.00	575.00	2,129.00
Non-fill areas, acres	118.40	97.90	30.20	473.00	152.50	872.00
Fill Areas in Post-closure, acres	0.00	0.00	0.00	0.00	0.00	0.00
Facility's Permanent Benchmark Elevation, ft	600.00	610.00	520.00	714.00	724.20	NA
Permitted Max Elevation at Final Cover, ft	740	795	589	811	840	NA
Permitted Max Elevation at Deepest Excavation, ft	520	580	462	605	654	NA
Was the Site Assessed this FY?	NO	NO	YES	NO	NO	NA
Is Alternative Liner Used?	NO	NO	NO	YES	NO	NA
Is this Facility Using Alternative Daily Cover?	NO	NO	NO	NO	NO	NA
What Type(s)	0	0	0	0	0	NA
Gas Collection Control System (GCCS)	YES	YES	NO	YES	YES	NA
Estimated Amount of Gas Flared (ft3)	1,316,058,000	0	0	116,422,272	962,674,000	2,395,154,272
Estimated Amount of Gas Vented (ft3)	0	0	0	0	0	0
Leachate Management	ON-SITE	OFF-SITE	NA	OFF-SITE	BOTH	NA
Estimated Amount of Leachate Removed (gallons)	0	1,953,000	0	0	2,690,000	4,643,000
GroundWater Monitoring	YES	YES	YES	YES	YES	NA
Number of Point of Compliance Wells (POC)	38	32	6	4	14	94
Number of Background Wells	3	2	1	2	2	10
(Landfill) Gas Monitoring	YES	YES	NO	YES	YES	NA
Number of LF Gas Monitoring Wells/Probes	27	21	0	15	20	83
Class 1 NHIW Disposed (tons)	0	0	0	0	0	0
Class 1 NHIW Remaining Capacity (tons)	0	0	0	0	0	0

Attachment III.B. Landfill Data - Characteristics 20155

Facility	WASTE MANAGEMENT OF TEXAS AUSTIN COMMUNITY RECYCLING & DISPOSAL FACILITY	BFI SUNSET FARMS LANDFILL	IESI TRAVIS COUNTY LANDFILL	TEXAS DISPOSAL SYSTEMS LANDFILL	WILLIAMSON COUNTY RECYCLING AND DISPOSAL FACILITY	Total
Total Permitted Area, acres	359.70	349.40	112.90	732.00	575.00	2,129.00
Non-fill areas, acres	118.40	97.90	30.20	473.00	152.50	872.00
Fill Areas in Post-closure, acres	0.00	0.00	0.00	0.00	0.00	0.00
Facility's Permanent Benchmark Elevation, ft	600.00	610.00	520.00	714.00	724.20	NA
Permitted Max Elevation at Final Cover, ft	740	795	589	811	840	NA
Permitted Max Elevation at Deepest Excavation, ft	520	580	462	605	654	NA
Was the Site Assessed this FY?	NO	NO	YES	NO	NO	NA
Is Alternative Liner Used?	NO	NO	NO	YES	NO	NA
Is this Facility Using Alternative Daily Cover?	NO	NO	NO	NO	NO	NA
What Type(s)	0	0	0	0	0	NA
Gas Collection Control System (GCCS)	YES	YES	NO	YES	YES	NA
Estimated Amount of Gas Flared (ft3)	1,316,058,000	0	0	116,422,272	962,674,000	2,395,154,272
Estimated Amount of Gas Vented (ft3)	0	0	0	0	0	0
Leachate Management	ON-SITE	OFF-SITE	NA	OFF-SITE	BOTH	NA
Estimated Amount of Leachate Removed (gallons)	0	1,953,000	0	0	2,690,000	4,643,000
GroundWater Monitoring	YES	YES	YES	YES	YES	NA
Number of Point of Compliance Wells (POC)	38	32	6	4	14	94
Number of Background Wells	3	2	1	2	2	10
(Landfill) Gas Monitoring	YES	YES	NO	YES	YES	NA
Number of LF Gas Monitoring Wells/Probes	27	21	0	15	20	83
Class 1 NHIW Disposed (tons)	0	0	0	0	0	0
Class 1 NHIW Remaining Capacity (tons)	0	0	0	0	0	0

Attachment III.B. Landfill Data - Characteristics 2014

Facility	WASTE MANAGEMENT OF TEXAS AUSTIN COMMUNITY RECYCLING & DISPOSAL FACILITY	BFI SUNSET FARMS LANDFILL	IESI TRAVIS COUNTY LANDFILL	TEXAS DISPOSAL SYSTEMS LANDFILL	WILLIAMSON COUNTY RECYCLING AND DISPOSAL FACILITY	Total
Total Permitted Area, acres	359.7	349.4	113.0	732.0	575.0	2,129.1
Non-fill areas, acres	118.4	97.9	33.4	473.0	152.5	875.2
Fill Areas in Post-closure, acres	0.0	0.0	0.0	0.0	0.0	0.0
Facility's Permanent Benchmark Elevation, ft	600.0	610.0	520.0	714.0	724.2	NA
Permitted Max Elevation at Final Cover, ft	740.0	795.0	589.0	811.0	840.0	NA
Permitted Max Elevation at Deepest Excavation, ft	520.0	580.0	462.0	605.0	654.0	NA
Was the Site Assessed this FY?	NO	NO	YES	NO	NO	NA
Is Alternative Liner Used?	NO	NO	NO	YES	NO	NA
Is this Facility Using Alternative Daily Cover?	NO	NO	NO	NO	NO	NA
What Type(s)	0.0	0.0	0.0	0.0	0.0	NA
Gas Collection Control System (GCCS)	YES	YES	NO	YES	YES	NA
Estimated Amount of Gas Flared (ft3)	234,148,493.0	0.0	0.0	68,140,620.0	531,721,988.0	834,011,101.0
Estimated Amount of Gas Vented (ft3)	0.0	0.0	0.0	0.0	0.0	0.0
Leachate Management	ON-SITE	Off-Site	NA	OFF-SITE	ON-SITE	NA
Estimated Amount of Leachate Removed (gallons)	0.0	159,999.0	0.0	0.0	0.0	159,999.0
GroundWater Monitoring	YES	YES	YES	YES	YES	NA
Number of Point of Compliance Wells (POC)	38.0	32.0	6.0	4.0	14.0	94.0
Number of Background Wells	3.0	2.0	1.0	2.0	2.0	10.0
(Landfill) Gas Monitoring	YES	YES	NO	YES	YES	NA
Number of LF Gas Monitoring Wells/Probes	27.0	21.0	0.0	15.0	20.0	83.0
Class 1 NHIW Disposed (tons)	0.0	0.0	0.0	0.0	0.0	0.0
Class 1 NHIW Remaining Capacity (tons)	0.0	0.0	0.0	0.0	0.0	0.0

Attachment III.B. Landfill Data - Characteristics 2013

Facility	WASTE MANAGEMENT OF TEXAS AUSTIN COMMUNITY RECYCLING & DISPOSAL FACILITY	BFI SUNSET FARMS LANDFILL	IESI TRAVIS COUNTY LANDFILL	TEXAS DISPOSAL SYSTEMS LANDFILL	WILLIAMSON COUNTY RECYCLING AND DISPOSAL FACILITY	Total
Total Permitted Area, acres	359.7	349.4	113.0	732.0	575.0	2,129.1
Non-fill areas, acres	118.4	97.9	33.4	473.0	152.5	875.2
Fill Areas in Post-closure, acres	0.0	0.0	0.0	0.0	0.0	0.0
Facility's Permanent Benchmark Elevation, ft	600.0	610.0	520.0	714.0	724.2	NA
Permitted Max Elevation at Final Cover, ft	740.0	795.0	589.0	811.0	840.0	NA
Permitted Max Elevation at Deepest Excavation, ft	520.0	580.0	462.0	605.0	654.0	NA
Was the Site Assessed this FY?	NO	NO	YES	NO	NO	NA
Is Alternative Liner Used?	NO	NO	NO	YES	NO	NA
Is this Facility Using Alternative Daily Cover?	YES	NO	NO	NO	NO	NA
What Type(s)	TARP		0	0	0	0 NA
Gas Collection Control System (GCCS)	YES	YES	NO	YES	YES	NA
Estimated Amount of Gas Flared (ft3)	252,824,153.0	0.0	0.0	22,166,096.0	461,673,026.0	736,663,275.0
Estimated Amount of Gas Vented (ft3)	0.0	0.0	0.0	0.0	0.0	0.0
Leachate Management	ON-SITE	OFF-SITE	NA	OFF-SITE	ON-SITE	NA
Estimated Amount of Leachate Removed (gallons)	0.0	1,839,000.0	0.0	0.0	0.0	1,839,000.0
GroundWater Monitoring	YES	YES	YES	YES	YES	NA
Number of Point of Compliance Wells (POC)	38.0	31.0	6.0	4.0	14.0	93.0
Number of Background Wells	3.0	2.0	1.0	2.0	2.0	10.0
(Landfill) Gas Monitoring	YES	YES	NO	YES	YES	NA
Number of LF Gas Monitoring Wells/Probes	27.0	21.0	0.0	6.0	20.0	74.0
Class 1 NHIW Disposed (tons)	0.0	0.0	0.0	0.0	0.0	0.0
Class 1 NHIW Remaining Capacity (tons)	0.0	0.0	0.0	0.0	0.0	0.0

Attachment III.B. Landfill Data - Characteristics 2012

Facility	WASTE MANAGEMENT OF TEXAS AUSTIN COMMUNITY RECYCLING & DISPOSAL FACILITY	WILLIAMSON COUNTY RECYCLING AND DISPOSAL FACILITY	BFI SUNSET FARMS LANDFILL	IESI TRAVIS COUNTY LANDFILL	TEXAS DISPOSAL SYSTEMS LANDFILL	Total
Total Permitted Area, acres	359.70	575.00	349.40	113.00	732.00	2,129.10
Non-fill areas, acres	118.40	152.50	97.90	33.50	473.00	875.30
Fill Areas in Post-closure, acres	0.00	0.00	0.00	0.00	0.00	0.00
Facility's Permanent Benchmark Elevation, ft	600.00	700.00	610.00	520.00	714.00	NA
Permitted Max Elevation at Final Cover, ft	740.00	840.00	795.00	589.00	811.00	NA
Permitted Max Elevation at Deepest Excavation, ft	520.00	654.00	580.00	462.00	605.00	NA
Class 1 NHIW Disposed (tons)	0.00	0.00	0.00	0.00	0.00	NA
Class 1 NHIW Remaining Capacity (tons)	0.00	0.00	0.00	0.00	0.00	NA
Surveyed Capacity (yd3)				2663148		NA
Survey Date				41118		NA
A) Assessed Capacity on 8/31 as of this FY (yd3)				2647569		NA
B) Estimated Compaction Rate (lbs/yd3)				1300		NA
I) FY's Remaining Capacity (Tons)				1720920		NA
J) Remaining Years at Current Performance (years)				12.3		NA
A) Total Tons Disposed	318,721.00	249,158.00	600,393.00	139,861.00	641,120.00	1,949,253.00
Is the Facility Located at a Permitted WWTP	NO	NO	NO	NO	NO	NA
Solidification/Dewatering	YES	NO	YES	NO	NO	NA
Composting		Authorized	Exempt		Authorized	NA
Composting Authorization No		1405B			2123	NA
Recycling	Authorized	Exempt	Exempt		Authorized	NA
Recycling Authorization No	249D				2123	NA
Citizen Collection Station Authorization No						NA
Low Volume Transfer Station Authorization No						NA
Transfer Station Authorization No						NA
Grease/Grit Trap Processor Authorization No						NA
Medical Waste Authorization No						NA
Beneficial Gas Recovery Authorization No		48019		48000		NA
Owned by Landfill	YES	NO	NO	NO	NO	NA
Tire Storage/Process	Authorized	Exempt	Exempt		Authorized	NA
Tire Storage/Process Authorization No	249D				2123	NA
Air Authorization	YES	YES	YES	NO	YES	NA
Air Authorization No	85436	91262	70416		2123	NA
Storm Water Authorization No		TX05AK38	TXR05AR26	TXR05AP28	TXR05U149	NA
Air Curtain Incinerator Authorization	NO	NO	NO	NO	NO	NA

Attachment III.B. Landfill Data - Characteristics 2011

Facility	Austin Community Recycling & Disposal Facility	City of Austin Landfill	Williamson County Recycling & Disposal Facility	BFI Sunset Farms Landfill	IESI Travis County C&D Landfill	City of Luling Landfill	Texas Disposal Systems Landfill	Total
PERMITTED AREA	359.7		575.0	349.4	113.0		732.0	2,129.1
AREAS	118.4		152.5	97.9	33.5		473.0	875.3
IN POST-CLOSURE	0.0		0.0	0.0	0.0		0.0	0.0
Elevation	600.0		700.0	610.0	520.0		714.0	NA
Elevation ABOVE	740.0		840.0	795.0	589.0		811.0	NA
Elevation BELOW	520.0		654.0	580.0	462.0		624.0	NA
YES								NA
NO	1.0		1.0	1.0	1.0		1.0	NA
YES	1.0							NA
NO			1.0	1.0	1.0		1.0	NA
Contaminated Soil								NA
Tarp	1.0							NA
Sludges								NA
Spray On								NA
Other								NA
Yes	1.0		1.0	1.0			1.0	NA
NO					1.0			NA
Gas Flared	200,891,000.0		451,520,000.0	0.0			195,785,170.0	848,196,170.0
Gas Vented	0.0		0.0	0.0				0.0
N/A						1.0		NA
On-Site	1.0				1.0		1.0	NA
Off-Site			1.0				1.0	NA
Leachate Removed	0.0		296,000.0	1,900,000.0			14,000.0	2,210,000.0
YES	1.0		1.0	1.0	1.0		1.0	NA
NO								NA
Compliance Wells	41.0		8.0	27.0	6.0		4.0	86.0
Background Wells	3.0		3.0	4.0	1.0		2.0	13.0
YES	1.0		1.0	1.0			1.0	NA
NO					1.0			NA
Wells/Probes	27.0		22.0	20.0			6.0	75.0

Attachment III.B. Landfill Data - Other 20200

Facility	WASTE MANAGEMENT OF TEXAS AUSTIN COMMUNITY RECYCLING & DISPOSAL FACILITY	WILLIAMSON COUNTY RECYCLING AND DISPOSAL FACILITY	TRAVIS COUNTY LANDFILL	TEXAS DISPOSAL SYSTEMS LANDFILL	
Is the Facility Located at a Permitted WWTP	NO	NO	NO	NO	
Solidification/Dewatering	YES	NO	NO	NO	
Composting				AUTHORIZED	
Composting Authorization No				2123	
Recycling	EXEMPT	AUTHORIZED		AUTHORIZED	
Recycling Authorization No		1405B		2123	
Citizen Collection Station Authorization No					
Low Volume Transfer Station Authorization No					
Transfer Station Authorization No					
Grease/Grit Trap Processor Authorization No					
Medical Waste Authorization No					
Beneficial Gas Recovery Authorization No		48019			
Owned by Landfill	YES	NO	NO	NO	
Tire Storage/Process		EXEMPT		EXEMPT	
Tire Storage/Process Authorization No					
Air Authorization	YES	YES	YES	YES	
Air Authorization No		85436	91262	102114	2401
Storm Water Authorization No	TXR05AJ96	TXR05AK38	TXR05AP28	TXR05U149	
Air Curtain Incinerator Authorization	NO	NO	YES	NO	

Attachment III.B. Landfill Data - Other 20199

Facility	WASTE MANAGEMENT OF TEXAS AUSTIN COMMUNITY RECYCLING & DISPOSAL FACILITY	TRAVIS COUNTY LANDFILL	TEXAS DISPOSAL SYSTEMS LANDFILL	WILLIAMSON COUNTY RECYCLING AND DISPOSAL FACILITY	
Is the Facility Located at a Permitted WWTP	NO	NO	NO	NO	
Solidification/Dewatering	YES	NO	NO	NO	
Composting			AUTHORIZED		
Composting Authorization No.			2123		
Recycling	EXEMPT		AUTHORIZED	AUTHORIZED	
Recycling Authorization No.			2123	1405B	
Citizen Collection Station Authorization No					
Low Volume Transfer Station Authorization No					
Transfer Station Authorization No.					
Grease/Grit Trap Processor Authorization No					
Medical Waste Authorization No.					
Beneficial Gas Recovery Authorization No		48019			
Owned by Landfill	YES	NO	NO	NO	
Tire Storage/Process			EXEMPT	EXEMPT	
Tire Storage/Process Authorization No					
Air Authorization	YES	YES	YES	YES	
Air Authorization No.		85436	102114	2401	91262
Storm Water Authorization No.	TXR05AJ96	TXR05AP28	TXR05U149	TXR05AK38	
Air Curtain Incinerator Authorization	NO	YES	NO	NO	

Attachment III.B. Landfill Data - Other 2018

Facility	WASTE MANAGEMENT OF TEXAS AUSTIN COMMUNITY RECYCLING & DISPOSAL FACILITY	TRAVIS COUNTY LANDFILL	TEXAS DISPOSAL SYSTEMS LANDFILL	WILLIAMSON COUNTY RECYCLING AND DISPOSAL FACILITY	
Is the Facility Located at a Permitted WWTP	NO	NO	NO	NO	
Solidification/Dewatering	YES	NO	NO	NO	
Composting			AUTHORIZED		
Composting Authorization No				2123	
Recycling	EXEMPT		AUTHORIZED	AUTHORIZED	
Recycling Authorization No				2123 1405B	
Citizen Collection Station Authorization No					
Low Volume Transfer Station Authorization No					
Transfer Station Authorization No					
Grease/Grit Trap Processor Authorization No					
Medical Waste Authorization No					
Beneficial Gas Recovery Authorization No		48019			
Owned by Landfill	YES	NO	NO	NO	
Tire Storage/Process			EXEMPT	EXEMPT	
Tire Storage/Process Authorization No					
Air Authorization	YES	YES	YES	YES	
Air Authorization No		85436	102114	2401	91262
Storm Water Authorization No	TXR05AJ96	TXR05AP28	TXR05U149	TXR05AK38	
Air Curtain Incinerator Authorization	NO	NO	NO	NO	

Attachment III.B. Landfill Data - Other 2017

Facility	WASTE MANAGEMENT OF TEXAS AUSTIN COMMUNITY RECYCLING & DISPOSAL FACILITY	TRAVIS COUNTY LANDFILL	TEXAS DISPOSAL SYSTEMS LANDFILL	WILLIAMSON COUNTY RECYCLING AND DISPOSAL FACILITY	
Is the Facility Located at a Permitted WWTP	NO	NO	NO	NO	
Solidification/Dewatering	NO	NO	YES	YES	
Composting	AUTHORIZED			AUTHORIZED	
Composting Authorization No		2123		1405B	
Recycling	AUTHORIZED		EXEMPT	EXEMPT	
Recycling Authorization No		2123			
Citizen Collection Station Authorization No					
Low Volume Transfer Station Authorization No					
Transfer Station Authorization No					
Grease/Grit Trap Processor Authorization No					
Medical Waste Authorization No					
Beneficial Gas Recovery Authorization No				48019	
Owned by Landfill	NO	NO	YES	NO	
Tire Storage/Process	EXEMPT			EXEMPT	
Tire Storage/Process Authorization No					
Air Authorization	YES	YES	YES	YES	
Air Authorization No		2401	102114	85436	91262
Storm Water Authorization No	TXR05U149	TXR05AP28	TXR05AJ96	TXR05AK38	
Air Curtain Incinerator Authorization	NO	NO	NO	NO	

Attachment III.B. Landfill Data - Other 2016

Facility	WASTE MANAGEMENT OF TEXAS AUSTIN COMMUNITY RECYCLING & DISPOSAL FACILITY	BFI SUNSET FARMS LANDFILL	IESI TRAVIS COUNTY LANDFILL	TEXAS DISPOSAL SYSTEMS LANDFILL	WILLIAMSON COUNTY RECYCLING AND DISPOSAL FACILITY	
Is the Facility Located at a Permitted WWTP	NO	NO	NO	NO	NO	
Solidification/Dewatering	YES	NO	NO	NO	YES	
Composting				AUTHORIZED	AUTHORIZED	
Composting Authorization No				2123	1405B	
Recycling	EXEMPT			AUTHORIZED	EXEMPT	
Recycling Authorization No				2123		
Citizen Collection Station Authorization No						
Low Volume Transfer Station Authorization No						
Transfer Station Authorization No						
Grease/Grit Trap Processor Authorization No						
Medical Waste Authorization No						
Beneficial Gas Recovery Authorization No		48019	48000			
Owned by Landfill	YES	NO	NO	NO	NO	
Tire Storage/Process				EXEMPT	EXEMPT	
Tire Storage/Process Authorization No						
Air Authorization	YES	YES	YES	YES	YES	
Air Authorization No		85436	1452	102114	2401	91262
Storm Water Authorization No	TXR05AJ96	TXR05AR26	TXR05AP28	TXR05U149	TXR05AK38	
Air Curtain Incinerator Authorization	NO	NO	NO	NO	NO	

Attachment III.B. Landfill Data - Other 20155

Facility	WASTE MANAGEMENT OF TEXAS AUSTIN COMMUNITY RECYCLING & DISPOSAL FACILITY	BFI SUNSET FARMS LANDFILL	IESI TRAVIS COUNTY LANDFILL	TEXAS DISPOSAL SYSTEMS LANDFILL	WILLIAMSON COUNTY RECYCLING AND DISPOSAL FACILITY
Is the Facility Located at a Permitted WWTP	NO	NO	NO	NO	NO
Solidification/Dewatering	YES	NO	NO	NO	YES
Composting				AUTHORIZED	AUTHORIZED
Composting Authorization No					2123 1405B
Recycling	EXEMPT			AUTHORIZED	EXEMPT
Recycling Authorization No					2123
Citizen Collection Station Authorization No					
Low Volume Transfer Station Authorization No					
Transfer Station Authorization No					
Grease/Grit Trap Processor Authorization No					
Medical Waste Authorization No					
Beneficial Gas Recovery Authorization No		48019	48000		
Owned by Landfill	YES	NO	NO	NO	NO
Tire Storage/Process				EXEMPT	EXEMPT
Tire Storage/Process Authorization No					
Air Authorization	YES	YES	YES	YES	YES
Air Authorization No		85436	1452	102114	2401 91262
Storm Water Authorization No	TXR05AJ96	TXR05AR26	TXR05AP28	TXR05U149	TX05AK38
Air Curtain Incinerator Authorization	YES	NO	NO	NO	NO

Attachment III.B. Landfill Data - Other 20144

Facility	WASTE MANAGEMENT OF TEXAS AUSTIN COMMUNITY RECYCLING & DISPOSAL FACILITY	BFI SUNSET FARMS LANDFILL	IESI TRAVIS COUNTY LANDFILL	TEXAS DISPOSAL SYSTEMS LANDFILL	WILLIAMSON COUNTY RECYCLING AND DISPOSAL FACILITY	
Is the Facility Located at a Permitted WWTP	NO	NO	NO	NO	NO	
Solidification/Dewatering	YES	NO	NO	NO	YES	
Composting				AUTHORIZED	AUTHORIZED	
Composting Authorization No				2123	1405B	
Recycling	EXEMPT			AUTHORIZED	EXEMPT	
Recycling Authorization No				2123		
Citizen Collection Station Authorization No						
Low Volume Transfer Station Authorization No						
Transfer Station Authorization No						
Grease/Grit Trap Processor Authorization No						
Medical Waste Authorization No						
Beneficial Gas Recovery Authorization No		48019	48000			
Owned by Landfill	YES	NO	NO	NO	NO	
Tire Storage/Process				EXEMPT	EXEMPT	
Tire Storage/Process Authorization No						
Air Authorization	YES	YES	YES	YES	YES	
Air Authorization No		85436	1452	102114	2401	91262
Storm Water Authorization No	TXR05AJ96	TXR05AR26	TXR05AP28	TXR05U149	TX05AK38	
Air Curtain Incinerator Authorization	YES	NO	NO	NO	NO	

Attachment III.B. Landfill Data - Other 20133

Facility	WASTE MANAGEMENT OF TEXAS AUSTIN COMMUNITY RECYCLING & DISPOSAL FACILITY	BFI SUNSET FARMS LANDFILL	IESI TRAVIS COUNTY LANDFILL	TEXAS DISPOSAL SYSTEMS LANDFILL	WILLIAMSON COUNTY RECYCLING AND DISPOSAL FACILITY	
Is the Facility Located at a Permitted WWTP	NO	NO	NO	NO	NO	
Solidification/Dewatering	YES	NO	NO	NO	YES	
Composting		EXEMPT		AUTHORIZED	AUTHORIZED	
Composting Authorization No				2123	1405B	
Recycling	EXEMPT	EXEMPT		AUTHORIZED	EXEMPT	
Recycling Authorization No				2123		
Citizen Collection Station Authorization No				2123		
Low Volume Transfer Station Authorization No						
Transfer Station Authorization No						
Grease/Grit Trap Processor Authorization No						
Medical Waste Authorization No						
Beneficial Gas Recovery Authorization No		48019	48000			
Owned by Landfill	YES	NO	NO	NO	NO	
Tire Storage/Process		EXEMPT		EXEMPT	EXEMPT	
Tire Storage/Process Authorization No						
Air Authorization	YES	YES	YES	YES	YES	
Air Authorization No		85436	1452	102114	2401	91262
Storm Water Authorization No	TXR05AJ96	TXR05AR26	TXR05AP28	TXR05U149	TX05AK38	
Air Curtain Incinerator Authorization	NO	YES	NO	NO	NO	

Attachment III.B. Landfill Data - Other 20111

Facility	Austin Community Recycling & Disposal Facility	City of Austin Landfill	Williamson County Recycling & Disposal Facility	BFI Sunset Farms Landfill	IESI Travis County C&D Landfill	City of Luling Landfill	Texas Disposal Systems Landfill
Yes	1		1	1			
No						1	1
Authorized			1				1
Exempt							
Author No.			1405B				2123
Authorized							1
Exempt	1		1	1	1		
Author No.							2123
Station Author No.							
TS Author. No.							
Authorization Number							
Authorization Number							
Facility Author No.							
Beneficial Use Author No.	48019			48000			
YES	1			1			
NO							
Authorized			1				1
Exempt	1			1			
Author No.			1405B				2123
YES	1		1	1			1
NO						1	
Author No.	85436		91262	70416			2401
Authorization No.	TXR05AJ96		TXR05AK38	TXR05AR26	TXR05AP28		TXR05U149
YES							
NO	1		1	1	1		1

Attachment III.B. Landfill Data - Calculations 2020

Facility	WASTE MANAGEMENT OF TEXAS AUSTIN COMMUNITY RECYCLING & DISPOSAL FACILITY	WILLIAMSON COUNTY RECYCLING AND DISPOSAL FACILITY	TRAVIS COUNTY LANDFILL	TEXAS DISPOSAL SYSTEMS LANDFILL	Total
A) Total Tons Disposed	867,436.0	608,211.0	212,872.0	1,005,655.0	2,694,174.0
B) Estimated Compaction Rate (lbs/yd3)	1,480.0	1,500.0	865.0	1,360.0	NA
H) Current FY's Remaining Capacity (yd3)	6,350,239.0	57,363,054.0	212,641.0	16,242,150.0	80,168,084.0
I) FY's Remaining Capacity (Tons)	4,699,177.0	43,022,291.0	91,967.0	11,044,662.0	58,858,097.0
J) Remaining Years at Current Performance (years)	4.5	66.0	0.4	11.0	NA

Attachment III.B. Landfill Data - Calculations 2019

Facility	WASTE MANAGEMENT OF TEXAS AUSTIN COMMUNITY RECYCLING & DISPOSAL FACILITY	TRAVIS COUNTY LANDFILL	TEXAS DISPOSAL SYSTEMS LANDFILL	WILLIAMSON COUNTY RECYCLING AND DISPOSAL FACILITY	Total
A) Total Tons Disposed	960,049.0	263,537.0	932,180.0	474,891.0	2,630,657.0
B) Estimated Compaction Rate (lbs/yd3)	1,400.0	1,095.0	1,360.0	1,450.0	NA
H) Current FY's Remaining Capacity (yd3)	7,522,450.0	664,252.0	17,721,054.0	58,174,002.0	84,081,758.0
I) FY's Remaining Capacity (Tons)	5,265,715.0	363,678.0	12,050,317.0	42,176,151.0	59,855,861.0
J) Remaining Years at Current Performance (years)	4.5	1.3	12.9	67	NA

Attachment III.B. Landfill Data - Calculations 2018

Facility	WASTE MANAGEMENT OF TEXAS AUSTIN COMMUNITY RECYCLING & DISPOSAL FACILITY	TRAVIS COUNTY LANDFILL	TEXAS DISPOSAL SYSTEMS LANDFILL	WILLIAMSON COUNTY RECYCLING AND DISPOSAL FACILITY	Total
A) Total Tons Disposed	982,600.00	223,328.00	865,791.00	417,693.00	2,489,412.00
B) Estimated Compaction Rate (lbs/yd3)	1,400.00	737.00	1,360.00	1,450.00	NA
H) Current FY's Remaining Capacity (yd3)	8,893,949.00	1,110,189.00	19,091,907.00	58,829,024.00	87,925,069.00
I) FY's Remaining Capacity (Tons)	6,225,764.00	409,105.00	12,982,497.00	42,651,042.00	62,268,408.00
J) Remaining Years at Current Performance (years)	7.00	2.20	15.00	112.00	NA

Attachment III.B. Landfill Data - Calculations 201717

Facility	WASTE MANAGEMENT OF TEXAS AUSTIN COMMUNITY RECYCLING & DISPOSAL FACILITY	TRAVIS COUNTY LANDFILL	TEXAS DISPOSAL SYSTEMS LANDFILL	WILLIAMSON COUNTY RECYCLING AND DISPOSAL FACILITY	Total
A) Total Tons Disposed	848,106.00	190,435.00	999,836.00	418,944.00	2,457,321.00
B) Estimated Compaction Rate (lbs/yd3)	1,360.00	1,200.00	1,500.00	1,450.00	NA
H) Current FY's Remaining Capacity (yd3)	20,365,129.00	2,042,605.00	10,297,663.00	59,405,152.00	92,110,549.00
I) FY's Remaining Capacity (Tons)	13,848,288.00	1,225,563.00	7,723,247.00	43,068,735.00	65,865,833.00
J) Remaining Years at Current Performance (years)	16.30	6.00	11.00	113.00	NA

Attachment III.B. Landfill Data - Calculations 20166

Facility	WASTE MANAGEMENT OF TEXAS AUSTIN COMMUNITY RECYCLING & DISPOSAL FACILITY	BFI SUNSET FARMS LANDFILL	IESI TRAVIS COUNTY LANDFILL	TEXAS DISPOSAL SYSTEMS LANDFILL	WILLIAMSON COUNTY RECYCLING AND DISPOSAL FACILITY	Total
A) Total Tons Disposed	881,157.00	115,669.00	205,541.00	811,685.00	362,430.00	2,376,482.00
B) Estimated Compaction Rate (lbs/yd3)	1,500.00	1,386.00	1,200.00	1,360.00	1,500.00	NA
H) Current FY's Remaining Capacity (yd3)	11,630,778.00	5,286,740.00	2,359,997.00	21,612,344.00	59,983,006.00	100,872,865.00
I) FY's Remaining Capacity (Tons)	8,723,084.00	3,663,711.00	1,415,998.00	14,696,394.00	44,987,255.00	73,486,442.00
J) Remaining Years at Current Performance (years)	13.00	0.10	6.90	18.10	114.00	NA

Attachment III.B. Landfill Data - Calculations 20155

Facility	WASTE MANAGEMENT OF TEXAS AUSTIN COMMUNITY RECYCLING & DISPOSAL FACILITY	BFI SUNSET FARMS LANDFILL	IESI TRAVIS COUNTY LANDFILL	TEXAS DISPOSAL SYSTEMS LANDFILL	WILLIAMSON COUNTY RECYCLING AND DISPOSAL	Total
A) Total Tons Disposed	295,858.00	663,485.00	222,772.00	747,129.00	304,282.00	2,233,526.00
B) Estimated Compaction Rate (lbs/yd3)	1,500.00	1,386.00	1,300.00	1,360.00	1,500.00	NA
H) Current FY's Remaining Capacity (yd3)	12,805,654.00	5,453,651.00	1,543,017.00	22,805,998.00	60,466,246.00	103,074,566.00
I) FY's Remaining Capacity (Tons)	9,604,241.00	3,779,380.00	1,002,961.00	15,508,079.00	45,349,685.00	75,244,346.00
J) Remaining Years at Current Performance	16.00	0.20	4.50	20.80	116.00	NA

Attachment III.B. Landfill Data - Calculations 20144

Facility	WASTE MANAGEMENT OF TEXAS AUSTIN COMMUNITY RECYCLING & DISPOSAL FACILITY	BFI SUNSET FARMS LANDFILL	IESI TRAVIS COUNTY LANDFILL	TEXAS DISPOSAL SYSTEMS LANDFILL	WILLIAMSON COUNTY RECYCLING AND DISPOSAL FACILITY	Total
A) Total Tons Disposed	255,112.00	666,843.00	201,942.00	692,106.00	288,059.00	2,104,062.00
B) Estimated Compaction Rate (lbs/yd3)	1,480.00	1,386.00	1,450.00	1,360.00	1,500.00	NA
H) Current FY's Remaining Capacity (yd3)	13,200,131.00	6,566,576.00	2,073,660.00	23,904,717.00	60,871,955.00	106,617,039.00
I) FY's Remaining Capacity (Tons)	9,768,097.00	4,550,637.00	1,503,404.00	16,255,208.00	45,653,966.00	77,731,312.00
J) Remaining Years at Current Performance (years)	17.00	0.90	7.40	24.50	118.00	NA

Attachment III.B. Landfill Data - Calculations 20133

Facility	WASTE MANAGEMENT OF TEXAS AUSTIN COMMUNITY RECYCLING & DISPOSAL			IESI TRAVIS COUNTY	TEXAS DISPOSAL SYSTEMS	WILLIAMSON COUNTY RECYCLING AND DISPOSAL	Total
	FACILITY	BFI SUNSET FARMS LANDFILL	LANDFILL	LANDFILL	LANDFILL	FACILITY	
A) Total Tons Disposed	271,165.00	634,500.00	150,636.00	682,383.00	280,063.00	2,018,747.00	
B) Estimated Compaction Rate (lbs/yd3)	1,160.00	1,476.00	1,450.00	1,360.00	1,306.00	NA	
H) Current FY's Remaining Capacity (yd3)	13,544,877.00	7,528,831.00	2,315,866.00	24,922,520.00	61,256,034.00	109,568,128.00	
I) FY's Remaining Capacity (Tons)	7,856,029.00	5,556,277.00	1,679,003.00	16,947,314.00	40,000,190.00	72,038,813.00	
J) Remaining Years at Current Performance (years)	18.00	1.90	11.10	24.50	119.00	NA	

Attachment III.C.I. Survey Response Analysis - City - General Information

SOLID WASTE ISSUES/CONCERNS							
Entity	Community Clean-up Events	Household Hazardous Waste (HHW) Disposal Options	Illegal Dumping	Recycling Services	Solid Waste Services	Used Tires	Any other concerns? <i>Please explain and rank.</i>
City of Buda	2	4	8	2	1	7	
City of Flatonia	9	1	5	7	7	6	
City of Round Rock	2	1	4	1	1	4	Affordable recycling of electronics - 8; TV Recycling - 10
City of Smithville	8	7	4	9	10	4	
City of Highland Haven	1	1	1	9	10	1	
City of Luling	10	0	0	0	8	0	
City of Lakeway	2	2	3	5	3	4	10 - proper disposal of sharps, syringes; 5- - recycling of electronics/TV's
City of San Marcos	1	1	5	2	1	5	End of semester move out- 10
City of Georgetown	8	2	8	5	10	6	Organics 10; Special materials 4; (SW especially in older areas were space and access can be an issue)
City of Austin	5	5	5	5	5	5	
City of Bartlett							
City of Bastrop	4	3	4	2	2	4	
City of Bee Cave	4	3	5	10	2	2	
City of Bertram	2	3	4	1	5	6	
City of Blanco	10	9	6	5	8	7	
City of Burnet	1	1	2	3	1	3	
City of Carmine							
City of Cedar Park	5	6	8	5	5	7	
City of Cottonwood Shores	5	5	5	5	9	10	
City of Coupland	5	1	6	1	1	6	
City of Dripping Springs							
City of Elgin	2	2	6	1	1	3	
City of Fayetteville							

Attachment III.C.I. Survey Response Analysis - City - General Information

SOLID WASTE ISSUES/CONCERNS							
Entity	Community Clean-up Events	Household Hazardous Waste (HHW) Disposal Options	Illegal Dumping	Recycling Services	Solid Waste Services	Used Tires	Any other concerns? <i>Please explain and rank.</i>
City of Florence							
City of Giddings							
City of Granger							
City of Granite Shoals							
City of Horseshoe Bay							
City of Hutto							
City of Jarrell							
City of Johnson City							
City of Jonestown	10	8	10	7	9	2	
City of Kyle	6	4	6	8	8	4	
City of La Grange							
City of Lago Vista	8	8	10	7	7	6	
City of Leander	9	8	6	7	10	5	
City of Liberty Hill							
City of Llano	2	9	4	7	1	1	
City of Lockhart	6	5	6	8	10	3	
City of Manor	8	7	5	2	8	5	
City of Marble Falls							
City of Martindale	7	10	9	6	5	8	
City of Meadowlakes	10	10	5	10	10	5	
City of Mountain City							
City of Mustang Ridge	7	5	10	8	5	9	
City of Niederwald							
City of Pflugerville	10	1	1	10	10	1	
City of Rollingwood	1	10	1	1	5	1	
City of Round Top							
City of Schulenberg	5	5	2	1	1	8	
City of Sunrise Beach Village	1	1	1	1	1	1	
City of Sunset Valley	5	5	8	6	5	4	

Attachment III.C.I. Survey Response Analysis - City - General Information

Entity	SOLID WASTE ISSUES/CONCERNS						Any other concerns? <i>Please explain and rank.</i>
	Community Clean-up Events	Household Hazardous Waste (HHW) Disposal Options	Illegal Dumping	Recycling Services	Solid Waste Services	Used Tires	
City of Taylor							
City of Thrall							
City of Umland							
City of West Lake Hills	6	1	1	10	10	1	
City of Wimberley							
City of Woodcreek	1	1	1	1	1	1	
Village of Briarcliff							
Village of Point Venture	3	4	5	2	1	6	
Village of San Leanna							
Village of the Hills	5	7	2	9	10	1	
Village of Volente	5	3	4	10	4	3	
Village of Webberville							

AVERAGE	5.2	4.3	4.8	5.1	5.4	4.2
MODE	5	1	5	1	1	1
No Responses	32					
Responses	35					

Yes
No
Somewhat

Attachment III.C.I. Survey Response Analysis - City - Illegal Dumping

ILLEGAL DUMPING								
Entity	Problem with illegal dumping? (Yes/No)	Rank the scale of the problem. (1-10, with 10 as the highest)	Do you have an Environmental Enforcement Program? (Yes/No)	Number of Full-time Employees in Env. Enforcement	Number of Part-time Employees in Env. Enforcement	Env. Enforcement Program Description	Number of Cameras	Number of Convictions
City of Buda	Yes	8	Yes	1	0	Code Enforcement officer acts as the Environmental Enforcement Officer. Enforces code compliance issues including illegal dumping.	0	
City of Flatonia	Yes	5	No	0	0		0	0
City of Round Rock	Yes	4	Yes	4	0	Primarily done through Code Enforcement.	0	0
City of Smithville	No	3	Yes	2	0	City code enforcement officers -- notified by residents and drive around town to see what is a problem	0	None
City of Highland Haven	No		No					
City of Luling	YES	5	YES	1	0		0	0
City of Lakeway	Yes	3	Yes	1	0 (3 full-time that follow up occasionally with environmental concerns)	Environmental enforcement is through the City's Code Compliance Dept. The Environmental Coordinator, follows up with the majority of concerns but the other 3 code officers assist in casework & investigation.	4 personal for each code officer	

Attachment III.C.I. Survey Response Analysis - City - Illegal Dumping

ILLEGAL DUMPING								
Entity	Problem with illegal dumping? (Yes/No)	Rank the scale of the problem. (1-10, with 10 as the highest)	Do you have an Environmental Enforcement Program? (Yes/No)	Number of Full-time Employees in Env. Enforcement	Number of Part-time Employees in Env. Enforcement	Env. Enforcement Program Description	Number of Cameras	Number of Convictions
City of San Marcos	Yes	5	Yes	6	0	Code Compliance provides education and enforcement and develops resources in response to a wide range of issues which affect the environment, health, safety, property values and the general well-being of the community.	0	
City of Georgetown	Yes	7	Not officially - falls to Code or GPD depending on the situation	None specifically dedicated to this responsibility	None specifically dedicated to this responsibility	If there is evidence, and a responsible party can be identified, Georgetown Police will file a case. Otherwise, Code Enforcement works with property owner to have items removed.	0	There are some charges and convictions through GPD. Working on developing a more formal program.
City of Austin	Yes	5	Yes	Contact Austin Code Department	Contact Austin Code Department	Contact Austin Code Department	Contact Austin Code Department	Contact Austin Code Department
City of Bartlett								
City of Bastrop	Yes	4	No					

Attachment III.C.I. Survey Response Analysis - City - Illegal Dumping

ILLEGAL DUMPING								
Entity	Problem with illegal dumping? (Yes/No)	Rank the scale of the problem. (1-10, with 10 as the highest)	Do you have an Environmental Enforcement Program? (Yes/No)	Number of Full-time Employees in Env. Enforcement	Number of Part-time Employees in Env. Enforcement	Env. Enforcement Program Description	Number of Cameras	Number of Convictions
City of Bee Cave	No	4	Yes	2	0	Illegal dumping is monitored through the City's Code Enforcement process. Most illegal dumping reports and handled through the Stormwater/Spills Report Line.	0	0
City of Bertram	yes	2	no	0	0	Police department does our code enforcement	0	0
City of Blanco	No		No					
City of Burnet	No	2	No	N/A	N/A	N/A	N/A	N/A
City of Carmine								
City of Cedar Park	Yes	7						
City of Cottonwood Shores	Yes	5	Yes	3	1		3	N/A
City of Coupland	yes	6	no	0	0		0	0
City of Dripping Springs								
City of Elgin	Somewhat	6	No					
City of Fayetteville								
City of Florence								
City of Giddings								
City of Granger								
City of Granite Shoals								
City of Horseshoe Bay								
City of Hutto								
City of Jarrell								
City of Johnson City								
City of Jonestown	yes	10	no	0	0		0	0
City of Kyle	yes	5	yes	1	2	Incorporated into our Code Enforcement operation	0	n/a
City of La Grange								

Attachment III.C.I. Survey Response Analysis - City - Illegal Dumping

ILLEGAL DUMPING								
Entity	Problem with illegal dumping? (Yes/No)	Rank the scale of the problem. (1-10, with 10 as the highest)	Do you have an Environmental Enforcement Program? (Yes/No)	Number of Full-time Employees in Env. Enforcement	Number of Part-time Employees in Env. Enforcement	Env. Enforcement Program Description	Number of Cameras	Number of Convictions
City of Lago Vista	Yes	10	Yes	2	0	Code enforcement officer and Building Official	0	Unknown
City of Leander	Yes	1	yes	2	0	General Code Enforcement activities - based on enforcement of City and state codes; high grass/weeds; substandard buildings; illegal dumping; etc.	0	0
City of Liberty Hill								
City of Llano	yes	4	no					
City of Lockhart	No	3	No					
City of Manor	Yes	7	No				0	0
City of Marble Falls								
City of Martindale	Yes		No					
City of Meadowlakes	No		No					
City of Mountain City	No		No					
City of Mustang Ridge	yes	8	yes	1	0	Code enforcement for community clean up	0	0
City of Niederwald								
City of Pflugerville	No		No					
City of Rollingwood	No		No					
City of Round Top								
City of Schulenberg	No	2	No			Enforced through ordinances, no specific staff		
City of Sunrise Beach Village	No		No	1	0	N/A	0	0
City of Sunset Valley	Yes	7	Yes	1		Included in several positions,	0	0
City of Taylor								
City of Thrall								
City of Umland								

Attachment III.C.I. Survey Response Analysis - City - Illegal Dumping

ILLEGAL DUMPING								
Entity	Problem with illegal dumping? (Yes/No)	Rank the scale of the problem. (1-10, with 10 as the highest)	Do you have an Environmental Enforcement Program? (Yes/No)	Number of Full-time Employees in Env. Enforcement	Number of Part-time Employees in Env. Enforcement	Env. Enforcement Program Description	Number of Cameras	Number of Convictions
City of Wimberley								
City of Woodcreek	Yes	1	No	0	0	On the rare occasions that we've had a problem, we've contacted the appropriate Hays County authorities	0	0
Village of Briarcliff								
Village of Point Venture	No	2	Yes	1	1	Point Venture has a Community Collection Area, as well as trash (weekly) and recycle (bi-weekly) pickup from Waste Connections.	2	0
Village of San Leanna								
Village of the Hills	No	2	Yes			1 Violation notices	0	0
Village of Volente	No	3	No	0	0		0	0
Village of Webberville								

**AVERAGE
MODE**

4.6

1.3

0.3

0.2

0.0

No Responses
Responses

0
0
4

Yes 0
No 0

Yes
No

Attachment III.C.I. Survey Response Analysis - City - Waste Plans

<u>WASTE PLANS AND STUDIES</u>			
Entity	Does your city have a local Solid Waste Management Plan?	Has your city completed a waste characterization study in the past five (5) years?	Are there any other solid waste needs in your city? If yes, please explain.
City of Buda	No	Yes	Plastic bag recycling; green waste program expansion - currently, residents can place green waste bags by the curb but no cart system exists; need coordination with Hays County to address illegal dumping in the ETJ; recycling services at community events and festivals
City of Flatonia	No	No	The City needs a method to dispose of tires city crews pick up that have been illegally dumped in city rights-of-way.
City of Round Rock	No	No	Waste characterization and a solid waste reduction plan/policy.
City of Smithville	No	No	We are always in need of equipment. Chipper, vehicles, leaf machine, etc....
City of Highland Haven	No	No	We have no formal solid waste management plan. We have a residential trash pickup and recycling program. We also have ordinances that require owners to maintain their property.
City of Luling	No	No	WE NEED A DROP OFF LOCATION FOR JUNK, CONSTRUCTION DEBRIS, AND HAZARDOUS WASTE.
City of Lakeway			
City of San Marcos	Yes	No	
City of Georgetown	Yes	No	
City of Austin	Yes	Yes	
City of Bartlett			
City of Bastrop	No	No	

Attachment III.C.I. Survey Response Analysis - City - Waste Plans

Entity	WASTE PLANS AND STUDIES		
	Does your city have a local Solid Waste Management Plan?	Has your city completed a waste characterization study in the past five (5) years?	Are there any other solid waste needs in your city? If yes, please explain.
City of Bee Cave	No	No	
City of Bertram	No	No	
City of Blanco	No	No	
City of Burnet	No	No	
City of Carmine			
City of Cedar Park	Yes		
City of Cottonwood Shores	Yes	No	
City of Coupland	No	No	
City of Dripping Springs			
City of Elgin			
City of Fayetteville			
City of Florence			
City of Giddings			
City of Granger			
City of Granite Shoals			
City of Horseshoe Bay			
City of Hutto			
City of Jarrell			
City of Johnson City			
City of Jonestown	yes	no, we contract these services	
City of Kyle	No	No	
City of La Grange			
City of Lago Vista	Private provider	no	
City of Leander	No	No	
City of Liberty Hill			
City of Llano	No	No	
City of Lockhart	Yes	No	
City of Manor	No	No	
City of Marble Falls			
City of Martindale	No	No	

Attachment III.C.I. Survey Response Analysis - City - Waste Plans

Entity	WASTE PLANS AND STUDIES		
	Does your city have a local Solid Waste Management Plan?	Has your city completed a waste characterization study in the past five (5) years?	Are there any other solid waste needs in your city? If yes, please explain.
City of Mountain City	No	No	
City of Mustang Ridge	No	No	
City of Niederwald			
City of Pflugerville	No	No	
City of Rollingwood	No	No	
City of Round Top			
City of Schulenberg	No	No	
City of Sunrise Beach Village	No	No	
City of Sunset Valley	No	No	
City of Taylor			
City of Thrall			
City of Umland			
City of West Lake Hills	No	No	
City of Wimberley			
City of Woodcreek	No	No	
Village of Briarcliff			
Village of Point Venture	Yes	No	
Village of San Leanna			
Village of the Hills	No	No	
Village of Volente	No	No	
Village of Webberville			

AVERAGE		
MODE		
No Responses	8	2
Responses	29	34

Attachment III.C.I. Survey Response Analysis - City - Residential Collection

Entity	RESIDENTIAL COLLECTION TYPE					
	<i>Municipal Collection</i>					
	Refuse Collection	Recycling Collection	Brushy Collection	Food/Other Organics Collection	Bulky Waste Collection	Other Collection Services*
City of Austin	1	1	1	1	1	Dead Animal Collection
City of Bartlett						
City of Bastrop						
City of Bee Cave						
City of Bertram						
City of Blanco						
City of Buda						
City of Burnet						
City of Carmine						
City of Cedar Park		1				
City of Cottonwood Shores		1			1	
City of Coupland						
City of Dripping Springs						
City of Elgin						
City of Fayetteville						
City of Flatonia			1			
City of Florence						
City of Georgetown						
City of Giddings						
City of Granger						
City of Granite Shoals						
City of Highland Haven						
City of Horseshoe Bay						
City of Hutto						
City of Jarrell						
City of Johnson City						
City of Jonestown						
City of Kyle						
City of La Grange						
City of Lago Vista						
City of Lakeway						
City of Leander						
City of Liberty Hill						
City of Llano			1			

Attachment III.C.I. Survey Response Analysis - City - Waste Plans

Entity	RESIDENTIAL COLLECTION TYPE					
	<i>Municipal Collection</i>					
	Refuse Collection	Recycling Collection	Brushy Collection	Food/Other Organics Collection	Bulky Waste Collection	Other Collection Services*
City of Lockhart						
City of Luling	1		1		1	
City of Manor			1		1	1
City of Marble Falls						
City of Martindale						
City of Meadowlakes						
City of Mountain City			1		1	
City of Mustang Ridge						
City of Niederwald						
City of Pflugerville						
City of Rollingwood						
City of Round Rock	1	1	1		1	x
City of Round Top						
City of San Marcos						
City of Schulenberg	1		1		1	
City of Smithville			1			
City of Sunrise Beach Village						
City of Sunset Valley						Electronics and BOPA-City of Sunset Valley
City of Taylor						
City of Thrall						
City of Uhland						
City of West Lake Hills						
City of Wimberley						
City of Woodcreek						
Village of Briarcliff						
Village of Point Venture						
Village of San Leanna						
Village of the Hills						
Village of Volente						
Village of Webberville						
TOTAL	4	4	9	1	7	

Attachment III.C.I. Survey Response Analysis - City - Waste Plans

Entity	RESIDENTIAL COLLECTION TYPE					
	<i>Contract Collection (provided under contract with one or more private haulers)</i>					
	Refuse Collection	Recycling Collection	Brushy Collection	Food/Other Organics Collection	Bulky Waste Collection	Other Collection Services*
City of Austin						
City of Bartlett						
City of Bastrop	1	1	1		1	
City of Bee Cave	1	1				
City of Bertram	1	1				
City of Blanco	1					
City of Buda	1	1	1		1	
City of Burnet	1	1	1		1	
City of Carmine						
City of Cedar Park	1	1	1		1	
City of Cottonwood Shores	1					
City of Coupland						
City of Dripping Springs						
City of Elgin	1	1	1		1	
City of Fayetteville						
City of Flatonia	1	1			1	
City of Florence						
City of Georgetown	1	1	1			
City of Giddings	1	1				
City of Granger						
City of Granite Shoals	1	1	1		1	
City of Highland Haven						
City of Horseshoe Bay	1				1	
City of Hutto	1	1	1		1	
City of Jarrell						
City of Johnson City						
City of Jonestown	1	1	1		1	
City of Kyle	1	1	1		1	
City of La Grange						
City of Lago Vista	1					
City of Lakeway	1	1	1		1	
City of Leander	1	1	1	1	1	
City of Liberty Hill						
City of Llano	1				1	

Attachment III.C.I. Survey Response Analysis - City - Waste Plans

Entity	RESIDENTIAL COLLECTION TYPE					
	<i>Contract Collection (provided under contract with one or more private haulers)</i>					
	Refuse Collection	Recycling Collection	Brushy Collection	Food/Other Organics Collection	Bulky Waste Collection	Other Collection Services*
City of Lockhart	1	1				
City of Luling						
City of Manor	1	1			1	
City of Marble Falls						
City of Martindale	1	1			1	
City of Meadowlakes	1	1			1	
City of Mountain City	1	1				
City of Mustang Ridge						
City of Niederwald						
City of Pflugerville	1	1	1		1	
City of Rollingwood	1	1	1		1	
City of Round Rock						
City of Round Top						
City of San Marcos	1	1	1	1	1	
City of Schulenberg						
City of Smithville	1				1	
City of Sunrise Beach Village	1					
City of Sunset Valley	1	1	1	1	1	
City of Taylor						
City of Thrall						
City of Uhland						
City of West Lake Hills	1	1	1			
City of Wimberley						
City of Woodcreek	1	1	1		1	
Village of Briarcliff						
Village of Point Venture	1	1				
Village of San Leanna						
Village of the Hills	1	1	1		1	
Village of Volente						
Village of Webberville						
TOTAL	36	29	19	3	24	

Attachment III.C.I. Survey Response Analysis - City - Waste Plans

Entity	RESIDENTIAL COLLECTION TYPE					
	<i>Citizen Convenience Center/Drop-off (residents must deliver materials to a stationary site)</i>					
	Refuse Collection	Recycling Collection	Brushy Collection	Food/Other Organics Collection	Bulky Waste Collection	Other Collection Services*
City of Austin						
City of Bartlett						
City of Bastrop						
City of Bee Cave	1	1				
City of Bertram		1	1		1	
City of Blanco		1	1			
City of Buda						
City of Burnet					1	
City of Carmine						
City of Cedar Park						
City of Cottonwood Shores		1				
City of Coupland						
City of Dripping Springs						
City of Elgin						
City of Fayetteville						
City of Flatonia					1	
City of Florence						
City of Georgetown		1				HHW; Medication; Christmas Lights;
City of Giddings						
City of Granger						
City of Granite Shoals						
City of Highland Haven						
City of Horseshoe Bay	1					
City of Hutto						
City of Jarrell						
City of Johnson City						
City of Jonestown						
City of Kyle						HHW
City of La Grange						
City of Lago Vista		1	1			
City of Lakeway			1			
City of Leander						
City of Liberty Hill						
City of Llano		1				

Attachment III.C.I. Survey Response Analysis - City - Waste Plans

Entity	RESIDENTIAL COLLECTION TYPE					
	<i>Citizen Convenience Center/Drop-off (residents must deliver materials to a stationary site)</i>					
	Refuse Collection	Recycling Collection	Brushy Collection	Food/Other Organics Collection	Bulky Waste Collection	Other Collection Services*
City of Lockhart						
City of Luling						
City of Manor			1		1	
City of Marble Falls						
City of Martindale						
City of Meadowlakes						
City of Mountain City						
City of Mustang Ridge						
City of Niederwald						
City of Pflugerville		1				
City of Rollingwood						
City of Round Rock						
City of Round Top						
City of San Marcos			1		1	1
City of Schulenberg		1	1		1	
City of Smithville		1			1	
City of Sunrise Beach Village						
City of Sunset Valley					Sunset Valley	
City of Taylor						
City of Thrall						
City of Uhland						
City of West Lake Hills						
City of Wimberley						
City of Woodcreek						
Village of Briarcliff						
Village of Point Venture	1	1			1	
Village of San Leanna						
Village of the Hills						
Village of Volente						
Village of Webberville						

TOTAL 3 11 7 0 8

Attachment III.C.I. Survey Response Analysis - City - Current Providers

Entity	Current Provider(s)						List Other Collection Services
	Refuse Collection	Recycling Collection	Brushy Collection	Food/Other Organics Collection	Bulky Waste Collection	Other Collection Services*	
City of Austin							
City of Bartlett							
City of Bastrop	Waste Connections	Waste Connections	Waste Connections		Waste Connections		
City of Bee Cave	Texas Disposal	Texas Disposal, Lake Travis Re-Use and Recycling Center	Texas Disposal		Texas Disposal		
City of Bertram	Clawson Disposal	Clawson Disposal			Clawson Disposal		
City of Blanco	Waste Management						
City of Buda	Texas Disposal Systems	Texas Disposal Systems	Texas Disposal Systems		Texas Disposal Systems		The City of San Marcos offers free Household Hazardous Waste collection at a drop-off location in San Marcos for all Hays County residents.
City of Burnet	ACDI	ACDI	ACDI		ACDI		
City of Carmine							
City of Cedar Park	Central Texas Refuse (CTR)	CTR	CTR		CTR		
City of Cottonwood Shores	x	x					
City of Coupland							
City of Dripping Springs							
City of Elgin	Republic Services	Republic Services	Republic Services		Republic Services		
City of Fayetteville							
City of Flatonia	TDS	TDS	City of Flatonia		TDS/City of Flatonia		
City of Florence							
City of Georgetown	TDS	TDS	TDS	TDS	TDS		Film Plastic
City of Giddings	TDS	TDS					
City of Granger							
City of Granite Shoals	Waste Management	Waste Management	Waste Management	Waste Management	Waste Management		

Attachment III.C.I. Survey Response Analysis - City - Current Providers

Entity	Current Provider(s)						List Other Collection Services
	Refuse Collection	Recycling Collection	Brushy Collection	Food/Other Organics Collection	Bulky Waste Collection	Other Collection Services*	
City of Highland Haven							Currently residents are required to contract for their own refuse collection service. Our community is currently finalizing a RFP and will have a single contractor to provide residential waste services to our residents within the first quarter of 2019. Service will be managed by the City.
City of Horseshoe Bay							
City of Hutto	AL CLAWSON DISPOSAL	AL CLAWSON DISPOSAL	AL CLAWSON DISPOSAL		AL CLAWSON DISPOSAL		
City of Jarrell							
City of Johnson City							
City of Jonestown	Waste Connections	Waste Connections	Waste Connections		Waste Connections		
City of Kyle	TDS	TDS	TDS		TDS	Hays County/City of San Marcos	
City of La Grange							
City of Lago Vista	Waste Collections						
City of Lakeway	Waste Connections	Waste Connections	Waste Connections		Waste Connections		
City of Leander	Clawson Disposal	Clawson Disposal	Clawson Disposal	Clawson Disposal	Clawson Disposal		
City of Liberty Hill							
City of Llano	Waste Connections				Waste Connections		
City of Lockhart							
City of Luling							
City of Manor	Waste Management	Waste Management			Waste Management		Once a year we have Shred Day Event and Electronics Recycling
City of Marble Falls							
City of Martindale							
City of Meadowlakes	Republic Waste	Republic Waste			Republic Waste		
City of Mountain City	DisposeAll	DisposeAll					
City of Mustang Ridge	TDS	TDS					

Attachment III.C.I. Survey Response Analysis - City - Current Providers

Entity	Current Provider(s)						List Other Collection Services
	Refuse Collection	Recycling Collection	Brushy Collection	Food/Other Organics Collection	Bulky Waste Collection	Other Collection Services*	
City of Niederwald							
City of Pflugerville	Waste Connections	Waste Connections	Waste Connections		Waste Connections		
City of Rollingwood	Waste Connections	Waste Connections	Waste Connections		Waste Connections		
City of Round Rock	City of Round Rock	City of Round Rock	City of Round Rock		City of Round Rock		HHW collection monthly
City of Round Top							
City of San Marcos	TDS	TDS	TDS and Brush Drop Off	TDS	TDS		HHW Drop Off; Green Guy Recycling (tires, appliances, electronics, metals, etc.)
City of Schulenberg	City of Schulenberg		City of Schulenberg		City of Schulenberg		
City of Smithville	Waste Management						Annual Collection Event (which may become a voucher system in the near future in connection with KSB)
City of Sunrise Beach Village	waste connection or allied waste						
City of Sunset Valley	TDS	TDS	City of Sunset valley	TDS	Sunset Valley	Electronics and BOPA-City of Sunset Valley	
City of Taylor							
City of Thrall							
City of Uhland							
City of West Lake Hills	TDS	TDS	TDS				The City provides brush pick up on a call in basis year round. The City also does a dead wood pick up every three years.
City of Wimberley							
City of Woodcreek	Waste Connections	Waste Connections	Waste Connections		Waste Connections		
Village of Briarcliff							
Village of Point Venture	Waste Connections	Waste Connections			Waste Connections		
Village of San Leanna							
Village of the Hills	Progressive Waste Connections	Progressive Waste Connections	Progressive Waste Connections		Progressive Waste Connections		
Village of Volente	Waste Management	Waste Management	Waste Management		Waste Management		
Village of Webberville							

Attachment III.C.I. Survey Response Analysis - City - Collection Frequency

RESIDENTIAL COLLECTION SERVICE FREQUENCY						
<i>Once per week, Twice per week, Bi-monthly, Monthly, Quarterly, Semi-Annually, Annually, On-call, or Other</i>						
Entity	Refuse Collection	Recycling Collection	Brushy Collection	Food/Other Organics Collection	Bulky Waste Collection	Other Collection Services*
City of Austin	Once per week	Bi-monthly	Semi-annually	once per week	semi-annually	Dead Animals 7 days/week
City of Bartlett						
City of Bastrop	Once per week	Bi-monthly	Once per week		Once per week	
City of Bee Cave	Once per week	Once per week				
City of Bertram	Once per week, twice per week					
City of Blanco	Once per week	x-residents do this on their own.	x-residents do this on their own.		x-residents do this on their own.	
City of Buda	Once per Week	Bi-monthly	Bi-monthly		On-call	
City of Burnet	Once per Week	Bi-monthly	Monthly		Monthly	
City of Carmine						
City of Cedar Park	Once per Week	Bi-monthly	Once per Week		Once per Week	
City of Cottonwood Shores	Once per Week	On-call			On-call	
City of Coupland					Once per week	
City of Dripping Springs						
City of Elgin	Once per week	Bi-monthly	Quarterly		Quarterly	
City of Fayetteville						

Attachment III.C.I. Survey Response Analysis - City - Collection Frequency

RESIDENTIAL COLLECTION SERVICE FREQUENCY						
<i>Once per week, Twice per week, Bi-monthly, Monthly, Quarterly, Semi-Annually, Annually, On-call, or Other</i>						
Entity	Refuse Collection	Recycling Collection	Brushy Collection	Food/Other Organics Collection	Bulky Waste Collection	Other Collection Services*
City of Flatonia	Once per week	Bi-monthly	semi-annually, on call		semi-annually, on call	
City of Florence						
City of Georgetown	Once per week	Bi-monthly	Monthly	On call	On call, Clean Community Events	
City of Giddings	Once per week	Bi-monthly				
City of Granger						
City of Granite Shoals	Once per week	Once per week	Bi-monthly		Bi-monthly	
City of Highland Haven	Once per week	Bi-monthly				
City of Horseshoe Bay	Once per week				Bi-monthly	
City of Hutto	Once per week	Once per week	Once per week		Once per week	
City of Jarrell						
City of Johnson City						
City of Jonestown	Once per week	Bi-monthly	Bi-monthly		Annually	
City of Kyle	Once per week	Bi-monthly	On-call		On-call	
City of La Grange						
City of Lago Vista	Once per week	Bi-monthly	Monthly		Semi-Annually	
City of Lakeway	Once per week	Once per week	Once per week		Once per week	
City of Leander	Once per week	Bi-monthly	On-call	included in refuse	on-call	

Attachment III.C.I. Survey Response Analysis - City - Collection Frequency

RESIDENTIAL COLLECTION SERVICE FREQUENCY						
<i>Once per week, Twice per week, Bi-monthly, Monthly, Quarterly, Semi-Annually, Annually, On-call, or Other</i>						
Entity	Refuse Collection	Recycling Collection	Brushy Collection	Food/Other Organics Collection	Bulky Waste Collection	Other Collection Services*
City of Liberty Hill						
City of Llano	Once per week		On-call		On-call	
City of Lockhart	Once per week	Bi-monthly	Monthly			
City of Luling	Once per week		Monthly		Monthly	
City of Manor	Once per week	Bi-monthly	Once per week		Once per week	
City of Marble Falls						
City of Martindale	Once per week	Bi-monthly			As needed	
City of Meadowlakes	Once per week	Bi-monthly	Once per week		Bi-monthly	
City of Mountain City	Once per week	Once per week	Every other year		Every other year	
City of Mustang Ridge						
City of Niederwald						
City of Pflugerville	Once per week	Bi-monthly	Once per week		Once per week	
City of Rollingwood	Twice per week	Once per week	Twice per week		On-call	
City of Round Rock	Once per week	Bi-monthly	On-call, drop off center		Annually	Monthly
City of Round Top						

Attachment III.C.I. Survey Response Analysis - City - Collection Frequency

RESIDENTIAL COLLECTION SERVICE FREQUENCY						
<i>Once per week, Twice per week, Bi-monthly, Monthly, Quarterly, Semi-Annually, Annually, On-call, or Other</i>						
Entity	Refuse Collection	Recycling Collection	Brushy Collection	Food/Other Organics Collection	Bulky Waste Collection	Other Collection Services*
City of San Marcos	Once per week	Bi-monthly	Bi-monthly, monthly, offered twice per month; must call in; Can also drop off at TDS	Bi-monthly	offered twice per month; must call in	
City of Schulenberg	Once per week		Once per week		Semi-annually	
City of Smithville	Twice per week		Once per week		Monthly	
City of Sunrise Beach Village	Once per week					Semi-Annually
City of Sunset Valley	Once per week	Bi-monthly	Bi-monthly, monthly	Bi-monthly	Semi-annually	Annually
City of Taylor						
City of Thrall						
City of Umland						
City of West Lake Hills	Once per week	Once per week	On call, every three years			
City of Wimberley						
City of Woodcreek	Once per week	Bi-monthly	Annually		Annually	
Village of Briarcliff						
Village of Point Venture	Once per week	Bi-monthly			Bi-monthly	
Village of San Leanna						
Village of the Hills						
Village of Volente	Once per week	Bi-monthly	Annually		Annually	
Village of Webberville						

Attachment III.C.I. Survey Response Analysis - City - Collection Frequency

RESIDENTIAL COLLECTION CONTAINERS						
<i>Carts Provided to Homes, Dumpsters, Roll-off Boxes, Customers' Cans, Paper Bags, Plastic Bags, Items</i>						
Entity	Refuse Collection	Recycling Collection	Brushy Collection	Food/Other Organics Collection	Bulky Waste Collection	Other Collection Services*
City of Austin	Carts	Carts	Curb	32 or 96 gallon carts, customers cans, paper bags, bundles	Curb	
City of Bartlett						
City of Bastrop	Carts	Carts	Curb		Curb	
City of Bee Cave	Cans	Cans				
City of Bertram	carts, dumpsters, bundles					
City of Blanco	Carts					
City of Buda	Carts Provided	Carts Provided	Paper Bags		Curb, Bundles	
City of Burnet	Carts Provided	Carts Provided	Carts Provided			
City of Carmine						
City of Cedar Park	Carts Provided, Plastic Bags	Carts Provided	Plastic Bags, Curb		Plastic Bags	
City of Cottonwood Shores	Carts Provided, Bundles	Roll-off Boxes			Roll-off Boxes	
City of Coupland						Carts Provided
City of Dripping Springs						
City of Elgin	Carts Provided	Carts Provided				

Attachment III.C.I. Survey Response Analysis - City - Collection Frequency

RESIDENTIAL COLLECTION CONTAINERS						
<i>Carts Provided to Homes, Dumpsters, Roll-off Boxes, Customers' Cans, Paper Bags, Plastic Bags, Items</i>						
Entity	Refuse Collection	Recycling Collection	Brushy Collection	Food/Other Organics Collection	Bulky Waste Collection	Other Collection Services*
City of Fayetteville						
City of Flatonia	Carts Provided	Carts Provided	Bundles		Curb	
City of Florence						
City of Georgetown	Carts Provided	Carts Provided	Cans, Paper bags, Curb, Bundles		Curb, bundles	Plastic bags
City of Giddings	Carts, Dumpsters, Roll-Off	Carts, Dumpsters, Roll-Off				
City of Granger						
City of Granite Shoals	Carts Provided	Carts Provided	Bundles		Curb	
City of Highland Haven	Carts Provided	Carts Provided				
City of Horseshoe Bay	Carts, Dumpsters					
City of Hutto	Carts	Carts Provided	Bundles		Curb	
City of Jarrell						
City of Johnson City						
City of Jonestown	carts, dumpsters, roll-offs, cans	Carts Provided	Curb		Curb	
City of Kyle	Carts Provided	Carts Provided				
City of La Grange						
City of Lago Vista	Carts Provided	Curbside Bins				

Attachment III.C.I. Survey Response Analysis - City - Collection Frequency

RESIDENTIAL COLLECTION CONTAINERS						
<i>Carts Provided to Homes, Dumpsters, Roll-off Boxes, Customers' Cans, Paper Bags, Plastic Bags, Items</i>						
Entity	Refuse Collection	Recycling Collection	Brushy Collection	Food/Other Organics Collection	Bulky Waste Collection	Other Collection Services*
City of Lakeway	Carts Provided	Carts Provided	Curb		Curb	
City of Leander	Carts Provided	Carts Provided	Bundles	included in refuse	Curb	
City of Liberty Hill						
City of Llano		Dumpsters			Curb, bundles	
City of Lockhart	Carts Provided	Carts Provided	Placed on Curb		Placed on Curb	
City of Luling						
City of Manor	Carts Provided, Dumpsters	Carts Provided, Dumpsters				
City of Marble Falls						
City of Martindale	Carts Provided, dumpsters, roll-off boxes	Carts Provided			Curb	
City of Meadowlakes	Carts Provided	Carts Provided	Placed on Curb		Placed on Curb	
City of Mountain City	Carts Provided	Carts Provided	Curb		Roll off boxes	
City of Mustang Ridge						
City of Niederwald						
City of Pflugerville	Carts, curb, bundles	Carts	Bundles			

Attachment III.C.I. Survey Response Analysis - City - Collection Frequency

RESIDENTIAL COLLECTION CONTAINERS						
<i>Carts Provided to Homes, Dumpsters, Roll-off Boxes, Customers' Cans, Paper Bags, Plastic Bags, Items</i>						
Entity	Refuse Collection	Recycling Collection	Brushy Collection	Food/Other Organics Collection	Bulky Waste Collection	Other Collection Services*
City of Rollingwood	Carts					
City of Round Rock	Carts Provided	Carts Provided	Bundles		Curb	Customers Cans
City of Round Top						
City of San Marcos	Carts	Carts	Carts, paper bags, curb	carts, paper bags	Curb	
City of Schulenberg	Dumpsters, roll-off boxes				Roll-off boxes	
City of Smithville	Cans		Cans, curb		Curb	
City of Sunrise Beach Village	Customers' Cans					
City of Sunset Valley	Carts Provided	Carts Provided	Carts Provided	Carts Provided	Dumpsters, curb	Curb
City of Taylor						
City of Thrall						
City of Uhland						
City of West Lake Hills	Carts, cans, plastic bags	Carts	Paper bags, curb			
City of Wimberley						
City of Woodcreek	Carts Provided	Carts Provided	Curb		Curb	
Village of Briarcliff						

Attachment III.C.I. Survey Response Analysis - City - Collection Frequency

RESIDENTIAL COLLECTION CONTAINERS						
<i>Carts Provided to Homes, Dumpsters, Roll-off Boxes, Customers' Cans, Paper Bags, Plastic Bags, Items</i>						
Entity	Refuse Collection	Recycling Collection	Brushy Collection	Food/Other Organics Collection	Bulky Waste Collection	Other Collection Services*
Village of Point Venture	Carts Provided	Carts Provided			Dumpsters	
Village of San Leanna						
Village of the Hills	Carts Provided	Carts Provided	Curb, bundles		Curb	
Village of Volente	Carts Provided	Carts Provided	Bundles		Curb	
Village of Webberville						

Attachment III.C.I. Survey Response Analysis - City - Community Cleanup Events

COMMUNITY CLEAN-UP EVENTS										
<i>Frequency of Events</i>						<i>Items Accepted</i>				
Entity	Refuse	Bulky Waste	BOPATE	HHW	Other	Refuse	Bulky Waste	BOPATE	HHW	Other
City of Austin		Austin Code arranges for collections at these events			Weekly litter clean-ups organized by Keep Austin Beautiful					litter, recycling, bulk items
City of Bartlett										
City of Bastrop			not regularly	quarterly	annual				paint, oil	pick a house and help clean up anything needed
City of Bee Cave				3/year (Lake Travis Recycling and Re-Use Ctr.)					Pesticides, Paint Products, Batteries, Oil, Pool Chemicals	
City of Bertram	Annually	Annually				Any house hold non hazardous items	Any non hazard bulk items and brush	Participate with Burnet County		participate with Burnet County
City of Blanco	Once per year	Once per year	Once per year				TVs, furniture	BOPATE		
City of Buda				Event held in Nov. 2018 thru CAPCOG Solid Waste Grant					All HHW	

Attachment III.C.I. Survey Response Analysis - City - Community Cleanup Events

COMMUNITY CLEAN-UP EVENTS										
Entity	Frequency of Events					Items Accepted				
	Refuse	Bulky Waste	BOPATE	HHW	Other	Refuse	Bulky Waste	BOPATE	HHW	Other
City of Burnet		Monthly	NO - BUT THE COUNTY HOSTS ANNUALLY AND CITY RESIDENTS CAN PARTICIPATE				appliances with out freon, debris brush, electronics, household junk, tires not on rims max 4			
City of Carmine										
City of Cedar Park				Annual						
City of Cottonwood Shores										
City of Coupland	yr	yr	0	0	0	x	x			
City of Dripping Springs										
City of Elgin	sometimes this is done by Community Development					volunteers go around the city and pick up trash in ditches and other areas				
City of Fayetteville										
City of Flatonia		Semi annual					Bulky, vegetation in bulky waste pickups semi-annual, BOPATE not accepted, No tires or hazmat			

Attachment III.C.I. Survey Response Analysis - City - Community Cleanup Events

COMMUNITY CLEAN-UP EVENTS										
Entity	Frequency of Events					Items Accepted				
	Refuse	Bulky Waste	BOPATE	HHW	Other	Refuse	Bulky Waste	BOPATE	HHW	Other
City of Florence										
City of Georgetown	15 times per year last year - litter collection	Most of these items can be dropped off at our HHW facility with a voucher; additionally we have containers located at our Utility complex and library for additional collection anytime		Voucher to Drop-Off every 90 days	Medication can be deposited in our kiosk anytime				Paint, chemicals, light bulbs, batteries etc..	Any type
City of Giddings	1 per year	1 per year								
City of Granger										
City of Granite Shoals	2 per year	2 per year	No	No			furniture, mattresses, appliances, bagged trash, brush, water heaters,			
City of Highland Haven			yes, in conjunction with Burnet County annual event	yes, annual event						
City of Horseshoe Bay										
City of Hutto										
City of Jarrell										
City of Johnson City										

Attachment III.C.I. Survey Response Analysis - City - Community Cleanup Events

COMMUNITY CLEAN-UP EVENTS										
Entity	<i>Frequency of Events</i>					<i>Items Accepted</i>				
	Refuse	Bulky Waste	BOPATE	HHW	Other	Refuse	Bulky Waste	BOPATE	HHW	Other
City of Jonestown	bi-weekly	annual				trash, 3 bags	household items non hazardous (furniture, mattresses etc.)			
City of Kyle		1								
City of La Grange										
City of Lago Vista	weekly	monthly	Semi-annually				brush	BOPATE (batteries, oil, paint, antifreeze, tires, and electronics)		
City of Lakeway				4/year					HHW	
City of Leander	Once per Year	Once per Year	Once per year (part of annual Residential Spring Clean-up Event, typically mid-April)		Approx. every other year	Automotive Batteries, paper document shredding, paper, cardboard	Brush, yard waste, furniture, mattresses, scrap metal, tires		See #(2) Household cleaning products, pesticides, auto products, paint, batteries	See included flyers for 2018 Residential (See #(1) and HHW Collection Events #(2)
City of Liberty Hill										
City of Llano										
City of Lockhart		Annually		Bi-Annually			General Household Items		Paints, Thinners, Chemicals, Pesticides, Herbicides, Etc.	
City of Luling		Annually								

Attachment III.C.I. Survey Response Analysis - City - Community Cleanup Events

COMMUNITY CLEAN-UP EVENTS										
Entity	<i>Frequency of Events</i>					<i>Items Accepted</i>				
	Refuse	Bulky Waste	BOPATE	HHW	Other	Refuse	Bulky Waste	BOPATE	HHW	Other
City of Manor										
City of Marble Falls										
City of Martindale		Twice annually								
City of Meadowlakes										
City of Mountain City		Every other year								
City of Mustang Ridge										
City of Niederwald										
City of Pflugerville	Annual	Annual	Annual		Annual	Trash	Appliances, brush, tree limbs, furniture	Vehicle batteries, latex paint, acrylic based paint, electronics, motor oil, antifreeze, filters, tires, scrap metal		Recyclables, paper, cardboard, plastic
City of Rollingwood		Yearly								
City of Round Rock		weekly if 4x4x4, otherwise annual	daily	monthly, \$10 drop off fee by appt.			any non-antifreeze item, no construction waste, no HHW, no tube TVs	BOPA, among other recyclables	pest, herb, paint, other chemicals.	
City of Round Top										

Attachment III.C.I. Survey Response Analysis - City - Community Cleanup Events

COMMUNITY CLEAN-UP EVENTS										
Entity	<i>Frequency of Events</i>					<i>Items Accepted</i>				
	Refuse	Bulky Waste	BOPATE	HHW	Other	Refuse	Bulky Waste	BOPATE	HHW	Other
City of San Marcos	4	4	4	4			All bulk trash except cars and boats	all	all	appliances, metal
City of Schulenberg	2/yr	2/yr								
City of Smithville		Has been an annual event, but working on making it a voucher system		3 X (in connection with Bastrop County)			Bulky Waste		HHW	
City of Sunrise Beach Village										
City of Sunset Valley		Annual	Annual				All items except fridge and freezer	BOPATE		
City of Taylor										
City of Thrall										
City of Uhland										
City of West Lake Hills										
City of Wimberley										
City of Woodcreek		Annually					Appliances & furniture			
Village of Briarcliff										
Village of Point Venture	4/year									
Village of San Leanna										
Village of the Hills				4					HHW	
Village of Volente										
Village of Webberville										

Attachment III.C.I. Survey Response Analysis - City - Recycling & Composting

Entity	RECYCLABLE MATERIALS						RECYCLABLE MATERIALS					
	Single Family Curbside						Single Family Drop-Off					
	Paper	Metal	Glass	Plastic	Other Recyclable Material (specify)	Materials Not Collected (specify)	Paper	Metal	Glass	Plastic	Other Recyclable Material (specify)	Materials Not Collected (specify)
City of Austin	1	1	1	1	Boxboard, Cardboard, Hard Plastics	Plastic film and bags, Styrofoam, water hoses, textiles, wood	1	1	1	1		
City of Bartlett												
City of Bastrop	1	1	1	1								
City of Bee Cave	1	1	1	1								
City of Bertram							1	1	1	1		
City of Blanco							1	1	1	1		
City of Buda	1	1	1	1		Plastic bags; Styrofoam						

Attachment III.C.I. Survey Response Analysis - City - Recycling & Composting

Entity	RECYCLABLE MATERIALS						RECYCLABLE MATERIALS					
	Single Family Curbside						Single Family Drop-Off					
	Paper	Metal	Glass	Plastic	Other Recyclable Material (specify)	Materials Not Collected (specify)	Paper	Metal	Glass	Plastic	Other Recyclable Material (specify)	Materials Not Collected (specify)
City of Burnet	1	1	1	1	TINCANS, STEEL CANS AND ALUMINUM	plastic bags, light bulbs, mirrors, ceramics, motor oil, batteries, Styrofoam, paint						
City of Carmine												
City of Cedar Park	1	1	1	1								
City of Cottonwood Shores							1	1	1	1		
City of Coupland												
City of Dripping Springs												
City of Elgin	1	1	1	1		Styrofoam						
City of Fayetteville												
City of Flatonia	1			1								
City of Florence												
City of Georgetown	1	1	1	1	plastic film		1	1	1	1	Medication, Christmas Lights, Light Bulbs	
City of Giddings	1	1	1	1								
City of Granger												
City of Granite Shoals	1	1		1								
City of Highland Haven												
City of Horseshoe Bay							1		1	1	cardboard, newspaper	tires, paint, construction material
City of Hutto	1	1	1	1		Plastic grocery bags						
City of Jarrell												
City of Johnson City												
City of Jonestown	1			1								

Attachment III.C.I. Survey Response Analysis - City - Recycling & Composting

Entity	RECYCLABLE MATERIALS						RECYCLABLE MATERIALS					
	Single Family Curbside						Single Family Drop-Off					
	Paper	Metal	Glass	Plastic	Other Recyclable Material (specify)	Materials Not Collected (specify)	Paper	Metal	Glass	Plastic	Other Recyclable Material (specify)	Materials Not Collected (specify)
City of Kyle	1	1	1	1	Paper: including junk mail, newspapers, magazine Cardboard: including cereal boxes, shipping boxes, shoe boxes Containers: EMPTY containers made of plastic, metal, aluminum and glass, including bottles and cans.	Rocks, Dirt concrete, Gravel, Construction debris, Dead animals, Hazardous waste (e.g., solvents, paints, batteries, automotive fluids, fluorescent light bulbs, pool chemicals)						
City of La Grange												
City of Lago Vista	1	1	1	1	brush	tires, lumber, etc.					x	
City of Lakeway	1	1	1	1		Electronics						
City of Leander	1	1	1	1	Plastics #1 thru #7	light bulbs; ceramics; mirrors; batteries; electronics; plastic bags; pie plates; motor oil cans; contaminated aluminum foil.	1					
City of Liberty Hill												
City of Llano								1			tires, batteries, oil	

Attachment III.C.I. Survey Response Analysis - City - Recycling & Composting

Entity	RECYCLABLE MATERIALS						RECYCLABLE MATERIALS					
	Single Family Curbside						Single Family Drop-Off					
	Paper	Metal	Glass	Plastic	Other Recyclable Material (specify)	Materials Not Collected (specify)	Paper	Metal	Glass	Plastic	Other Recyclable Material (specify)	Materials Not Collected (specify)
City of Lockhart	1	1	1	1			1	1	1	1	Motor Oil, Cardboard, Electronics	Appliances, Tires, Paints, Batteries, Wire
City of Luling												
City of Manor	1	1	1	1								
City of Marble Falls												
City of Martindale	1	1	1	1	CARDBOARD							
City of Meadowlakes	1	1	1	1								
City of Mountain City	1	1	1	1								
City of Mustang Ridge												
City of Niederwald												
City of Pflugerville	1	1	1	1			1	1	1	1		
City of Rollingwood	1	1	1	1								
City of Round Rock	1	1	1	1	cardboard, fiber board	Styrofoam	1	1	1	1	cardboard, fiber board, BOPA, packing materials	glass, foam
City of Round Top							1	1	1	1		
City of San Marcos	1	1	1	1			1	1	1	1	Metals, electronics, appliances, tires,	
City of Schulenberg							1	1	1	1		batteries tires paint computers tv
City of Smithville							1	1		1	Cardboard, Oil/Oil Filters	
City of Sunrise Beach Village												

Attachment III.C.I. Survey Response Analysis - City - Recycling & Composting

Entity	RECYCLABLE MATERIALS						RECYCLABLE MATERIALS					
	Single Family Curbside						Single Family Drop-Off					
	Paper	Metal	Glass	Plastic	Other Recyclable Material (specify)	Materials Not Collected (specify)	Paper	Metal	Glass	Plastic	Other Recyclable Material (specify)	Materials Not Collected (specify)
City of Sunset Valley	1	1	1	1	boxboard, cardboard	single use plastic bags, Styrofoam	1	1	1	1 x		
City of Taylor												
City of Thrall												
City of Uhland												
City of West Lake Hills	1	1	1	1								
City of Wimberley												
City of Woodcreek	1	1	1	1								
Village of Briarcliff												
Village of Point Venture	1	1	1	1			1	1	1	1		
Village of San Leanna												
Village of the Hills	1	1	1	1	Cardboard							
Village of Volente	1	1	1	1								
Village of Webberville												
TOTAL	32	30	31	32			16	15	14	15		

Attachment III.C.I. Survey Response Analysis - City - Recycling & Composting

Entity	RECYCLABLE MATERIALS							RECYCLABLE MATERIALS					
	<i>Mutli Family Area in Complex</i>							<i>Multi Family Drop-Off</i>					
	Paper	Metal	Glass	Plastic	Other Recyclable Material (specify)		Materials Not Collected (specify)	Paper	Metal	Glass	Plastic	Other Recyclable Material (specify)	Materials Not Collected (specify)
City of Austin	1	1	1	1				1	1	1	1		
City of Bartlett													
City of Bastrop													
City of Bee Cave	1	1	1	1									
City of Bertram								1	1	1	1		
City of Blanco								1	1	1	1		
City of Buda	1	1	1	1			Plastic bags; Styrofoam						
City of Burnet													

Attachment III.C.I. Survey Response Analysis - City - Recycling & Composting

Entity	RECYCLABLE MATERIALS							RECYCLABLE MATERIALS					
	Mutli Family Area in Complex							Multi Family Drop-Off					
	Paper	Metal	Glass	Plastic	Other Recyclable Material (specify)		Materials Not Collected (specify)	Paper	Metal	Glass	Plastic	Other Recyclable Material (specify)	Materials Not Collected (specify)
City of Carmine													
City of Cedar Park													
City of Cottonwood Shores													
City of Coupland													
City of Dripping Springs													
City of Elgin													
City of Fayetteville													
City of Flatonia	1		1	1									
City of Florence													
City of Georgetown	Optional	Optional	Optional	Optional				1	1	1	1	Medication, Christmas Lights, Light Bulbs	
City of Giddings													
City of Granger													
City of Granite Shoals													
City of Highland Haven													
City of Horseshoe Bay													
City of Hutto													
City of Jarrell													
City of Johnson City													
City of Jonestown													

Attachment III.C.I. Survey Response Analysis - City - Recycling & Composting

Entity	RECYCLABLE MATERIALS <i>Multi Family Area in Complex</i>							RECYCLABLE MATERIALS <i>Multi Family Drop-Off</i>					
	Paper	Metal	Glass	Plastic	Other Recyclable Material (specify)		Materials Not Collected (specify)	Paper	Metal	Glass	Plastic	Other Recyclable Material (specify)	Materials Not Collected (specify)
City of Kyle													
City of La Grange													
City of Lago Vista	1	1	1	1								x	
City of Lakeway													
City of Leander													
City of Liberty Hill													
City of Llano									1			tires, batteries, oil	
City of Lockhart								1	1	1	1	Motor Oil, Cardboard, Electronics	Appliances, Tires, Paints, Batteries, Wire

Attachment III.C.I. Survey Response Analysis - City - Recycling & Composting

Entity	RECYCLABLE MATERIALS <i>Muti Family Area in Complex</i>							RECYCLABLE MATERIALS <i>Multi Family Drop-Off</i>					
	Paper	Metal	Glass	Plastic	Other Recyclable Material (specify)		Materials Not Collected (specify)	Paper	Metal	Glass	Plastic	Other Recyclable Material (specify)	Materials Not Collected (specify)
City of Luling													
City of Manor													
City of Marble Falls													
City of Martindale	1	1	1	1	CARDBOARD								
City of Meadowlakes													
City of Mountain City													
City of Mustang Ridge													
City of Niederwald													
City of Pflugerville													
City of Rollingwood													
City of Round Rock													
City of Round Top								1	1	1	1		
City of San Marcos	1	1	1	1				1	1	1	1		
City of Schulenberg													
City of Smithville								1	1			Cardboard, Oil/Oil Filters	
City of Sunrise Beach Village													
City of Sunset Valley													
City of Taylor													
City of Thrall													
City of Uhland													

Attachment III.C.I. Survey Response Analysis - City - Recycling & Composting

Entity	RECYCLABLE MATERIALS							RECYCLABLE MATERIALS					
	<i>Mutli Family Area in Complex</i>							<i>Multi Family Drop-Off</i>					
	Paper	Metal	Glass	Plastic	Other Recyclable Material (specify)		Materials Not Collected (specify)	Paper	Metal	Glass	Plastic	Other Recyclable Material (specify)	Materials Not Collected (specify)
City of West Lake Hills													
City of Wimberley													
City of Woodcreek													
Village of Briarcliff													
Village of Point Venture								1	1	1	1		
Village of San Leanna													
Village of the Hills													
Village of Volente													
Village of Webberville													
TOTAL	7	6	7	7				9	10	8	9		

Attachment III.C.I. Survey Response Analysis - City - Recycling & Composting

Entity	OTHER RECYCLING QUESTIONS					COMPOSTING		
	Recycling		Multi-Family Recycling			Is the collected residential organics and brush processed into compost or mulch?	If yes, what is the end use of the compost or mulch?	Does your city provide multi-family unit composting programs?
	Single	Dual	Does your city provide multi-family unit recycling programs?	Is multi-family recycling mandatory?	Is multi-family recycling franchised?			
City of Austin	1		No	Yes	No	Yes	Yes; residential food waste and yard trimmings are processed and sold via contractor; heavy brush is mulched and used for Dillo Dirt (Austin Water Utility product)	The City of Austin does not provide Mutli-family composting programs; however multi-family buildings and businesses are required to divert food waste via the Universal Recycling Ordinance
City of Bartlett								
City of Bastrop	1		No		Yes	Yes	CONTRACTOR STATES IT IS HAULED TO A MULCH PROCESSOR	No
City of Bee Cave	1			No	No			
City of Bertram		1	yes	no	no	no		no
City of Blanco			No	No	No	No		No

Attachment III.C.I. Survey Response Analysis - City - Recycling & Composting

Entity	OTHER RECYCLING QUESTIONS					COMPOSTING		
	Recycling		Multi-Family Recycling			Is the collected residential organics and brush processed into compost or mulch?	If yes, what is the end use of the compost or mulch?	Does your city provide multi-family unit composting programs?
	Single	Dual	Does your city provide multi-family unit recycling programs?	Is multi-family recycling mandatory?	Is multi-family recycling franchised?			
City of Buda	1		Yes	No	Yes	Yes	Texas Disposal Systems resells compost and mulch products.	No
City of Burnet	1		No			No		
City of Carmine								
City of Cedar Park	1		No	No	Yes	No		No
City of Cottonwood Shores								
City of Coupland			No					No
City of Dripping Springs								
City of Elgin	1		No			No		
City of Fayetteville								
City of Flatonia	1		Yes	No	No	Yes	PARK'S FLOW BEDS	NO
City of Florence								
City of Georgetown	1		no	no	no	Yes	Mulch is Free for residential use; some City use	No
City of Giddings		1						
City of Granger								
City of Granite Shoals			No			No		

Attachment III.C.I. Survey Response Analysis - City - Recycling & Composting

Entity	OTHER RECYCLING QUESTIONS					COMPOSTING		
	Recycling		Multi-Family Recycling			Is the collected residential organics and brush processed into compost or mulch?	If yes, what is the end use of the compost or mulch?	Does your city provide multi-family unit composting programs?
	Single	Dual	Does your city provide multi-family unit recycling programs?	Is multi-family recycling mandatory?	Is multi-family recycling franchised?			
City of Highland Haven								
City of Horseshoe Bay								
City of Hutto	1							
City of Jarrell								
City of Johnson City								
City of Jonestown								
City of Kyle	1		Yes	No	Yes	yes	retail sale or commercial use	no
City of La Grange								
City of Lago Vista			No	No	No	Yes	Reuse for citizens	No
City of Lakeway	1		No	No		Yes		No

Attachment III.C.I. Survey Response Analysis - City - Recycling & Composting

Entity	OTHER RECYCLING QUESTIONS					COMPOSTING		
	Recycling		Multi-Family Recycling			Is the collected residential organics and brush processed into compost or mulch?	If yes, what is the end use of the compost or mulch?	Does your city provide multi-family unit composting programs?
	Single	Dual	Does your city provide multi-family unit recycling programs?	Is multi-family recycling mandatory?	Is multi-family recycling franchised?			
City of Leander	1		no	no	Yes	No		No
City of Liberty Hill								
City of Llano			No	No	No	No		No
City of Lockhart	1		No	No	No	Yes	Landscaping	No
City of Luling								
City of Manor								
City of Marble Falls								
City of Martindale			No			No		
City of Meadowlakes	1							
City of Mountain City			No			No		
City of Mustang Ridge								
City of Niederwald								

Attachment III.C.I. Survey Response Analysis - City - Recycling & Composting

Entity	OTHER RECYCLING QUESTIONS					COMPOSTING		
	Recycling		Multi-Family Recycling			Is the collected residential organics and brush processed into compost or mulch?	If yes, what is the end use of the compost or mulch?	Does your city provide multi-family unit composting programs?
	Single	Dual	Does your city provide multi-family unit recycling programs?	Is multi-family recycling mandatory?	Is multi-family recycling franchised?			
City of Pflugerville	1		No	No	Yes	Yes	Offered to public and used on city projects	No
City of Rollingwood	1					No		
City of Round Rock	1		No	No	Yes	Yes	Park paths and trails	No
City of Round Top								
City of San Marcos	1		Yes	Yes	Yes	Yes	TDS takes it to their facility and uses it in products at Garden-Ville.	No
City of Schulenberg			No	No	No	Yes	Mulch	No
City of Smithville			No	No	No	No		No
City of Sunrise Beach Village			No			No		No
City of Sunset Valley	1					Yes	Residents can pick up or the City will deliver mulch to residents.	
City of Taylor								
City of Thrall								
City of Uhland								

Attachment III.C.I. Survey Response Analysis - City - Recycling & Composting

Entity	OTHER RECYCLING QUESTIONS					COMPOSTING		
	Recycling		Multi-Family Recycling			Is the collected residential organics and brush processed into compost or mulch?	If yes, what is the end use of the compost or mulch?	Does your city provide multi-family unit composting programs?
	Single	Dual	Does your city provide multi-family unit recycling programs?	Is multi-family recycling mandatory?	Is multi-family recycling franchised?			
City of West Lake Hills	1		No	No	No	Yes	The facility where the composting occurs sells it.	No
City of Wimberley								
City of Woodcreek	1		No	No	Yes			No
Village of Briarcliff								
Village of Point Venture	1		Yes	No		Yes		No
Village of San Leanna								
Village of the Hills	1		Yes			No		
Village of Volente	1					No		
Village of Webberville								

TOTAL

25 2

Yes	7	2	9	16	0
No	22	20	11	15	23

Attachment III.C.I. Survey Response Analysis - City - Solid Waste Management Costs

Entity	How is residential solid waste management funded?						Current Rate Paid by Single Family Households	Current Monthly Rate Paid by Single Family Households	Billing Frequency		
	User fee on utility bill	Special assessment on tax bill	General fund transfers	Tip fees or gate charges at city/town drop-off, transfer station, or landfill	Residents responsible for making arrangements with private haulers	Other (specify)			Monthly	Quarterly	Yearly
City of Austin	1						\$23.00	\$23.00	1		
City of Bartlett											
City of Bastrop	1						\$16.05	\$16.05	1		
City of Bee Cave						Residents are individually billed by Texas Disposal per HOA agreements	\$25.00	\$25.00	1		
City of Bertram						include with weekly garbage rate	\$15.90	\$15.90	1		
City of Blanco					1						
City of Buda	1						\$19.97	\$19.97	1		

Attachment III.C.I. Survey Response Analysis - City - Solid Waste Management Costs

Entity	How is residential solid waste management funded?						Current Rate Paid by Single Family Households	Current Monthly Rate Paid by Single Family Households	Billing Frequency		
	User fee on utility bill	Special assessment on tax bill	General fund transfers	Tip fees or gate charges at city/town drop-off, transfer station, or landfill	Residents responsible for making arrangements with private haulers	Other (specify)			Monthly	Quarterly	Yearly
City of Burnet	1						\$21.43	\$21.43	1		
City of Carmine											
City of Cedar Park	1						\$20.43	\$20.43	1		
City of Cottonwood Shores	1						\$18.01	\$18.01	1		
City of Coupland											
City of Dripping Springs											
City of Elgin	1						\$18.33	\$18.33	1		
City of Fayetteville											
City of Flatonia	1				1		\$26.75	\$26.75	1		
City of Florence											
City of Georgetown	1			1			\$18.80	\$18.80	1		
City of Giddings	1						\$20.73	\$20.73	1		
City of Granger											
City of Granite Shoals	1						\$20.33	\$20.33	1		
City of Highland Haven					1	User fee on utility bill once City contracts with a single service provider	\$80.00	\$26.67		1	

Attachment III.C.I. Survey Response Analysis - City - Solid Waste Management Costs

Entity	How is residential solid waste management funded?						Current Rate Paid by Single Family Households	Current Monthly Rate Paid by Single Family Households	Billing Frequency		
	User fee on utility bill	Special assessment on tax bill	General fund transfers	Tip fees or gate charges at city/town drop-off, transfer station, or landfill	Residents responsible for making arrangements with private haulers	Other (specify)			Monthly	Quarterly	Yearly
City of Horseshoe Bay	1						\$21.94	\$21.94	1		
City of Hutto											
City of Jarrell											
City of Johnson City											
City of Jonestown							\$18.27				
	1						\$21.24	\$21.24	1		
City of Kyle											
City of La Grange											
City of Lago Vista	1						\$21.98	\$21.98	1		
City of Lakeway	1						\$66.42	\$22.14		1	

Attachment III.C.I. Survey Response Analysis - City - Solid Waste Management Costs

Entity	How is residential solid waste management funded?						Current Rate Paid by Single Family Households	Current Monthly Rate Paid by Single Family Households	Billing Frequency		
	User fee on utility bill	Special assessment on tax bill	General fund transfers	Tip fees or gate charges at city/town drop-off, transfer station, or landfill	Residents responsible for making arrangements with private haulers	Other (specify)			Monthly	Quarterly	Yearly
City of Leander	1						\$16.66	\$16.66	1		
City of Liberty Hill											
City of Llano	1			1			\$24.60	\$24.60	1		
City of Lockhart	1						\$20.36	\$20.36	1		
City of Luling	1						\$18.76	\$18.76	1		
City of Manor	1						\$17.50	\$17.50	1		
City of Marble Falls											
City of Martindale	1						\$34.79	\$34.79	1		
City of Meadowlakes	1						\$21.57	\$21.57	1		
City of Mountain City					1		\$68.39	\$22.80		1	
City of Mustang Ridge											
City of Niederwald											

Attachment III.C.I. Survey Response Analysis - City - Solid Waste Management Costs

Entity	How is residential solid waste management funded?						Current Rate Paid by Single Family Households	Current Monthly Rate Paid by Single Family Households	Billing Frequency		
	User fee on utility bill	Special assessment on tax bill	General fund transfers	Tip fees or gate charges at city/town drop-off, transfer station, or landfill	Residents responsible for making arrangements with private haulers	Other (specify)			Monthly	Quarterly	Yearly
City of Pflugerville	1						\$15.90	\$15.90	1		
City of Rollingwood			1				\$0.00				
City of Round Rock											
City of Round Top	1						\$18.96	\$18.96	1		
City of San Marcos	1						\$25.16	\$25.16	1		
City of Schulenberg	1							\$0.00	1		
City of Smithville	1						\$33.17	\$33.17	1		
City of Sunrise Beach Village											
City of Sunset Valley	1		1				\$1.77	\$1.77	1		
City of Taylor											
City of Thrall											
City of Uhland											
City of West Lake Hills			1								

Attachment III.C.I. Survey Response Analysis - City - Solid Waste Management Costs

Entity	How is residential solid waste management funded?						Current Rate Paid by Single Family Households	Current Monthly Rate Paid by Single Family Households	Billing Frequency		
	User fee on utility bill	Special assessment on tax bill	General fund transfers	Tip fees or gate charges at city/town drop-off, transfer station, or landfill	Residents responsible for making arrangements with private haulers	Other (specify)			Monthly	Quarterly	Yearly
City of Wimberley											
City of Woodcreek						Residents' arrangements with City franchise hauler	\$16.43	\$16.43	1		
Village of Briarcliff											
Village of Point Venture	1										
Village of San Leanna											
Village of the Hills											
Village of Volente					1		\$90.00	\$30.00		1	
Village of Webberville											
TOTAL	29	0	3	2	5		Average \$26.25	\$20.50	30	4	0
							Min \$0.00	\$0.00			
							Min (non-zero) 1.77	1.77			
							Max \$90.00	\$34.79			
							Median \$20.43	\$20.58			

Attachment III.C.I. Survey Response Analysis - City - Solid Waste Management Costs

Entity	Under the terms of your recycling contract, who benefits from the sale of recyclables?				PAY AS YOU THROW							
	Vendor	Municipality	Both	N/A	Cart Size 1	Cart Size 2	Cart Size 3	Cart Size 4	Cart Cost per Household 1	Cart Cost per Household 2	Cart Cost per Household 3	Cart Cost per Household 4
City of Austin			1	*cart size costs includes \$14.05 base fee	24 gallon*	32 gallon*	64 gallon*	96 gallon*	17.9	19.15	24.3	42.85
City of Bartlett												
City of Bastrop	1											
City of Bee Cave				1								
City of Bertram	1											
City of Blanco				1								
City of Buda	1				95 Gallon	95 Gallon (Senior Citizen)	Additional Cart		\$ 19.97	\$ 18.01		\$ 6.92
City of Burnet	1											

Attachment III.C.I. Survey Response Analysis - City - Solid Waste Management Costs

Entity	Under the terms of your recycling contract, who benefits from the sale of recyclables?				PAY AS YOU THROW							
	Vendor	Municipality	Both	N/A	Cart Size 1	Cart Size 2	Cart Size 3	Cart Size 4	Cart Cost per Household 1	Cart Cost per Household 2	Cart Cost per Household 3	Cart Cost per Household 4
City of Carmine												
City of Cedar Park			1									
City of Cottonwood Shores			1									
City of Coupland												
City of Dripping Springs												
City of Elgin				1								
City of Fayetteville												
City of Flatonia	1											
City of Florence												
City of Georgetown			1									
City of Giddings												
City of Granger												
City of Granite Shoals	1				1cart	2 carts	3, 4, or 5 carts		\$20.33	\$24.33		\$30.33, \$38.33, \$48.33
City of Highland Haven	1											
City of Horseshoe Bay												
City of Hutto	1				95 gl SW/ 95 gl RB	95 gl SW/65 gl RB	65 gl SW/95 gl RB	65 gl SW/65 gl RB	\$16.01	\$15.26	\$13.94	\$13.20
City of Jarrell												
City of Johnson City												
City of Jonestown												

Attachment III.C.I. Survey Response Analysis - City - Solid Waste Management Costs

Entity	Under the terms of your recycling contract, who benefits from the sale of recyclables?				PAY AS YOU THROW							
	Vendor	Municipality	Both	N/A	Cart Size 1	Cart Size 2	Cart Size 3	Cart Size 4	Cart Cost per Household 1	Cart Cost per Household 2	Cart Cost per Household 3	Cart Cost per Household 4
City of Kyle	1											
City of La Grange												
City of Lago Vista	1											
City of Lakeway	1											
City of Leander	1											
City of Liberty Hill												

Attachment III.C.I. Survey Response Analysis - City - Solid Waste Management Costs

Entity	Under the terms of your recycling contract, who benefits from the sale of recyclables?				PAY AS YOU THROW							
	Vendor	Municipality	Both	N/A	Cart Size 1	Cart Size 2	Cart Size 3	Cart Size 4	Cart Cost per Household 1	Cart Cost per Household 2	Cart Cost per Household 3	Cart Cost per Household 4
City of Llano			1									
City of Lockhart	1											
City of Luling												
City of Manor												
City of Marble Falls												
City of Martindale	1											
City of Meadowlakes	1											
City of Mountain City	1											
City of Mustang Ridge												
City of Niederwald												
City of Pflugerville	1											
City of Rollingwood	1											
City of Round Rock												
City of Round Top		1										

Attachment III.C.I. Survey Response Analysis - City - Solid Waste Management Costs

Entity	Under the terms of your recycling contract, who benefits from the sale of recyclables?				PAY AS YOU THROW							
	Vendor	Municipality	Both	N/A	Cart Size 1	Cart Size 2	Cart Size 3	Cart Size 4	Cart Cost per Household 1	Cart Cost per Household 2	Cart Cost per Household 3	Cart Cost per Household 4
City of San Marcos	1				65	96			\$25.16	\$28.16		
City of Schulenberg				1								
City of Smithville			1									
City of Sunrise Beach Village												
City of Sunset Valley			1									
City of Taylor												
City of Thrall												
City of Uhland												
City of West Lake Hills	1				90	45						
City of Wimberley												
City of Woodcreek				1								
Village of Briarcliff												
Village of Point Venture				1								
Village of San Leanna												
Village of the Hills												
Village of Volente	1											
Village of Webberville												

TOTAL 21 1 7 6

Attachment III.C.I. Survey Response Analysis - City - Solid Waste Management Costs

Community Clean-up Events					
Entity	<i>Funding - User fee on utility bill, Special assessment on tax bill, General fund transfers, Tip fees or gate charges at city collection facility, Fee Collected at the Event, Grant, and Other</i>				
	Refuse	Bulky Waste	BOPATE	HHW	Other
City of Austin		Bulk Program funded through Base and Clean Community Fees			
City of Bartlett					
City of Bastrop				\$3,000 City participates in a county wide event	
City of Bee Cave					
City of Bertram	no additional fee included with monthly bill	no additional fee included on monthly bill	participate in the Burnet County annual bopate program		
City of Blanco	Tip fees	Tip fees	Tip fees		
City of Buda	User fee	User fee	General Fund, Grant	General Fund, Grant	
City of Burnet	User fee	X FREE UP TO 3 CUBIC YARDS, \$5.00 PER CUBIC YARD OVER	Free		FREE ONCE A MONTH CHUNK YOUR JUNK DROP OFF STATION
City of Carmine					
City of Cedar Park				User fee on bill, Grant	
City of Cottonwood Shores					
City of Coupland					

Attachment III.C.I. Survey Response Analysis - City - Solid Waste Management Costs

Community Clean-up Events					
Entity	<i>Funding - User fee on utility bill, Special assessment on tax bill, General fund transfers, Tip fees or gate charges at city collection facility, Fee Collected at the Event, Grant, and Other</i>				
	Refuse	Bulky Waste	BOPATE	HHW	Other
City of Dripping Springs					
City of Elgin					
City of Fayetteville					
City of Flatonia		\$15 per hour/each 15 min of limb chipping			
City of Florence					
City of Georgetown	User fee and grant				
City of Giddings	X	X			
City of Granger					
City of Granite Shoals		User fee on bill, \$0.75 per month			
City of Highland Haven			free annual event via Burnet County	free annual event via Burnet County	
City of Horseshoe Bay					
City of Hutto					
City of Jarrell					
City of Johnson City					
City of Jonestown					

Attachment III.C.I. Survey Response Analysis - City - Solid Waste Management Costs

Community Clean-up Events					
Entity	<i>Funding - User fee on utility bill, Special assessment on tax bill, General fund transfers, Tip fees or gate charges at city collection facility, Fee Collected at the Event, Grant, and Other</i>				
	Refuse	Bulky Waste	BOPATE	HHW	Other
City of Kyle		General fund transfers			
City of La Grange					
City of Lago Vista	User fee	General fund transfers	Grant	Grant	
City of Lakeway	user fee, General Fund budget; Vendor support for regular Community Clean Up	user fee, General Fund budget; Vendor support for regular Community Clean Up	user fee, General Fund budget; Vendor support for regular Community Clean Up	Solid Waste Fund	
City of Leander					
City of Liberty Hill					
City of Llano					voucher for 6 yards of free dumping given annually to residences-Utility Fund pays any overages

Attachment III.C.I. Survey Response Analysis - City - Solid Waste Management Costs

Community Clean-up Events					
Entity	<i>Funding - User fee on utility bill, Special assessment on tax bill, General fund transfers, Tip fees or gate charges at city collection facility, Fee Collected at the Event, Grant, and Other</i>				
	Refuse	Bulky Waste	BOPATE	HHW	Other
City of Lockhart				General Fund Transfers, Grant	Contracted with Hauler, Not a separate amount
City of Luling					
City of Manor					
City of Marble Falls					
City of Martindale	Provided by vendor	Provided by vendor			
City of Meadowlakes	User fee	General Fund Transfers			
City of Mountain City		Budget item			
City of Mustang Ridge					
City of Niederwald					
City of Pflugerville	Utility Fund Budget	Utility Fund Budget	Utility Fund Budget		
City of Rollingwood		General Fund Transfers			
City of Round Rock					
City of Round Top					
City of San Marcos	User fee	User fee	User fee	User fee	User fee
City of Schulenberg	General Fund Transfers	General Fund Transfers			
City of Smithville		Dumpsters donated to offset majority of costs, other funds budgeted from General Fund		\$5K budgeted in General Fund	

Attachment III.C.I. Survey Response Analysis - City - Solid Waste Management Costs

Community Clean-up Events					
Entity	<i>Funding - User fee on utility bill, Special assessment on tax bill, General fund transfers, Tip fees or gate charges at city collection facility, Fee Collected at the Event, Grant, and Other</i>				
	Refuse	Bulky Waste	BOPATE	HHW	Other
City of Sunrise Beach Village		General Fund Transfers	General Fund Transfers		
City of Sunset Valley					
City of Taylor					
City of Thrall					
City of Uhland					
City of West Lake Hills					
City of Wimberley					
City of Woodcreek					
Village of Briarcliff					
Village of Point Venture					
Village of San Leanna					
Village of the Hills					
Village of Volente					
Village of Webberville					

Attachment III.C.I. Survey Response Analysis - City - Solid Waste Management Costs

Entity	PAST COMMUNITY CLEAN-UP EVENTS, 2015-2017														
	Number of Events					Total Spent on Events					Total Quantity Collected (specify units)				
	Refuse	Bulky Waste	BOPATE	HHW	Other	Refuse	Bulky Waste	BOPATE	HHW	Other	Refuse	Bulky Waste	BOPATE	HHW	Other
City of Austin		Contact Austin Code Department and Keep Austin Beautiful for collection information													
City of Bartlett															
City of Bastrop			1	4	1	\$ 10,756.00	\$3000 annually	\$ 3,893.00					12,965 lbs.	We participate with the County in this	Metal 327 lbs.; Paper 17,221 lbs.; Plastic 988 lbs.
City of Bee Cave		3		3											
City of Bertram				3											
City of Blanco	3										9 roll off dumpsters filled				
City of Buda	0	0	0	1	0	\$ -	\$ -	\$ -	\$ 11,000.00	\$ -	0	0	0	N/A	0
City of Burnet															
City of Carmine															
City of Cedar Park				1											
City of Cottonwood Shores															
City of Coupland	3	3				\$ 2,000.00									
City of Dripping Springs															
City of Elgin	2-3														
City of Fayetteville															
City of Flatonia	6	6	0	6		\$ 25,000.00					5-7 roll-offs per event				

Attachment III.C.I. Survey Response Analysis - City - Solid Waste Management Costs

Entity	PAST COMMUNITY CLEAN-UP EVENTS, 2015-2017														
	Number of Events					Total Spent on Events					Total Quantity Collected (specify units)				
	Refuse	Bulky Waste	BOPATE	HHW	Other	Refuse	Bulky Waste	BOPATE	HHW	Other	Refuse	Bulky Waste	BOPATE	HHW	Other
City of Florence															
City of Georgetown				Anytime	Medication kiosk			included in HHW costs	\$70,000 per year issued in vouchers	\$18,000 per year spent on collection boxes				78011 lbs. FY18	
City of Giddings		3					\$ 600.00						12, 40 yard roll offs		
City of Granger															
City of Granite Shoals		6					\$ 76,848.00						180 tons		
City of Highland Haven			3	3											
City of Horseshoe Bay															
City of Hutto															
City of Jarrell															
City of Johnson City															
City of Jonestown															
City of Kyle		1					\$ 11,000.00						600 cubic yards for landfill w/TDS 160 cubic yards for recycling w/Green Guy Total Participants 274 vehicles		
City of La Grange															
City of Lago Vista	weekly	6	1	1			\$ 22,000.00	\$17K	\$17K				40 containers per year		
City of Lakeway				10			\$ 63,882.00			\$0 (Williamson Co. Contract with Waste Mgmt)			see survey	see survey	see survey

Attachment III.C.I. Survey Response Analysis - City - Solid Waste Management Costs

PAST COMMUNITY CLEAN-UP EVENTS, 2015-2017															
Entity	Number of Events					Total Spent on Events					Total Quantity Collected (specify units)				
	Refuse	Bulky Waste	BOPATE	HHW	Other	Refuse	Bulky Waste	BOPATE	HHW	Other	Refuse	Bulky Waste	BOPATE	HHW	Other
City of Leander		4 (9/19/15, 4/23/16, 4/23/17)	5 (BOPAT -No electronics - collected at 3 Bulk Waste and 1 HHW Collection Events)		2 (10/15/16)										
City of Liberty Hill															
City of Llano															
City of Lockhart		3		1			Contracted Annually		\$ 22,555.40			N/A		19,604 lbs.	
City of Luling		3													
City of Manor		6													
City of Marble Falls															
City of Martindale	6	6				4 HOURS 2TIME A YEAR	4 HOURS 2TIME A YEAR								
City of Meadowlakes	0	0	0	0	0	\$ -	\$ -	\$ -	\$ -	\$ -	0	0	0	0	0
City of Mountain City															
City of Mustang Ridge															
City of Niederwald															
City of Pflugerville	3	3	3	0	3	Average \$7,000 per year for all						25,687 lbs.	46 batteries, 155 gallons oil, 770 gallons paint, 55 gallons antifreeze, 204 tires		
City of Rollingwood		3										6 40 yd. dumpsters			
City of Round Rock															
City of Round Top		1	ongoing	13											

Attachment III.C.I. Survey Response Analysis - City - Solid Waste Management Costs

PAST COMMUNITY CLEAN-UP EVENTS, 2015-2017															
Entity	Number of Events					Total Spent on Events					Total Quantity Collected (specify units)				
	Refuse	Bulky Waste	BOPATE	HHW	Other	Refuse	Bulky Waste	BOPATE	HHW	Other	Refuse	Bulky Waste	BOPATE	HHW	Other
City of San Marcos	4	4	4	4	4	part of our contract with our providers-not separated out	part of our contract with our providers-not separated out	part of our contract with our providers-not separated out	part of our contract with our providers-not separated out	part of our contract with our providers-not separated out	430.43 tons	Part of refuse weight	1,428 units	9.53 tons	53.81 tons metal; 75 appliances
City of Schulenberg	2	2									8000				
City of Smithville		3		1 (with Bastrop County)			\$ 3,000.00		See Bastrop County			840 tons (7 - 240 ton dumpsters at each event)		See Bastrop County	
City of Sunrise Beach Village		6	6				\$ 6,000.00	\$ 6,000.00				Unknown	Unknown		
City of Sunset Valley		3	3				\$ 1,200.00	\$ 150.00				6 trailer loads	5 truckloads		
City of Taylor															
City of Thrall															
City of Uhland															
City of West Lake Hills															
City of Wimberley															
City of Woodcreek															
Village of Briarcliff															
Village of Point Venture															
Village of San Leanna															
Village of the Hills				12					\$ 15,000.00					Coop with other Lake Travis Communities	
Village of Volente															
Village of Webberville															

Attachment III.C.I. Survey Response Analysis - City - Publicly Operated Facilities

Entity	Materials Drop-off Facilities		
	Facility Name 1	Physical Address of Facility 1	TCEQ MSW Registration or Permit Number 1
City of Austin	ARR Reuse and Recycle Center	2514 Business Center Dr, Austin, TX 78744	
City of Bartlett			
City of Bastrop			
City of Bee Cave		N/A (The City does not operate any facilities)	
City of Bertram	Bertram Recycle Center	Corner of Lampasas & North Street	n/a
City of Blanco	Use the Blanco Co Recycle Center		
City of Buda			
City of Burnet	Drop off Point - NORTHEAST FACILITY: ONCE A MONTH CHUNK YOUR JUNK FREE FOR RESIDENTS	3675 FM963, BURNET, TX 78611	
City of Carmine			
City of Cedar Park			
City of Cottonwood Shores			
City of Coupland			
City of Dripping Springs			
City of Elgin			
City of Fayetteville			
City of Flatonia	Fayette County Recycling Center	341 IH-10 Frontage Road, Flatonia, TX	Unknown
City of Florence			
City of Georgetown	City of Georgetown Transfer Station	250-A W.L. Walden Dr.	
City of Giddings	Water facility building	305 North Caldwell, Giddings	
City of Granger			
City of Granite Shoals		None	
City of Highland Haven			
City of Horseshoe Bay	Recycle Center	301 Rr 2831	
City of Hutto			
City of Jarrell			
City of Johnson City			
City of Jonestown			
City of Kyle		None	
City of La Grange			
City of Lago Vista	Green Center Waste	21155 FM-1431	
City of Lakeway			
City of Leander			
City of Liberty Hill			
City of Llano	City of Llano Citizen Collection Station	1923 State Highway 16	

Attachment III.C.I. Survey Response Analysis - City - Publicly Operated Facilities

Entity	Materials Drop-off Facilities		
	Facility Name 1	Physical Address of Facility 1	TCEQ MSW Registration or Permit Number 1
City of Lockhart	City of Lockhart Recycling Center	110 N. Brazos Street, Lockhart, Texas 78644	
City of Luling			
City of Manor	Wilbarger Wastewater Plant	547 Llano St, Manor, Texas 78660	
City of Marble Falls			
City of Martindale		None	
City of Meadowlakes			
City of Mountain City			
City of Mustang Ridge			
City of Niederwald			
City of Pflugerville	Pflugerville Recycle Center	15500 Sun Light Near Way, Pflugerville, TX 78660	n/a
City of Rollingwood			
City of Round Rock	5 Used Oil Recycling Centers	310 Deepwood Drive, 1992 Rawhide, 2008 Enterprise Dr, 300 S. Joe DiMaggio, 3300 Gattis School Rd, Round Rock, TX 78664	
City of Round Top	Fayette County Recycling Center		
City of San Marcos			
City of Schulenberg			
City of Smithville	Smithville Recycling Center	404 Gazley / Smithville TX 78957	NA
City of Sunrise Beach Village			
City of Sunset Valley	Storage Yard	3205 Jones Road	
City of Taylor			
City of Thrall			
City of Uhland			
City of West Lake Hills			
City of Wimberley			
City of Woodcreek		N/A	
Village of Briarcliff			
Village of Point Venture	Community Collection Area	101 Summit Ridge Drive S	
Village of San Leanna			
Village of the Hills	Lake Travis Regional Re-Use and Recycling Center	3207 Neidhardt Drive, Austin	
Village of Volente			
Village of Webberville			

Attachment III.C.I. Survey Response Analysis - City - Publicly Operated Facilities

Entity	<i>Materials Drop-off Facilities</i>		
	Facility Name 2	Physical Address of Facility 2	TCEQ MSW Registration or Permit Number 2
City of Austin			
City of Bartlett			
City of Bastrop			
City of Bee Cave			
City of Bertram			
City of Blanco			
City of Buda			
City of Burnet			
City of Carmine			
City of Cedar Park			
City of Cottonwood Shores			
City of Coupland			
City of Dripping Springs			
City of Elgin			
City of Fayetteville			
City of Flatonia			
City of Florence			
City of Georgetown	Williamson Country Recycling Center	Weir, Texas	
City of Giddings			
City of Granger			
City of Granite Shoals			
City of Highland Haven			
City of Horseshoe Bay			
City of Hutto			
City of Jarrell			
City of Johnson City			
City of Jonestown			
City of Kyle			
City of La Grange			
City of Lago Vista			

Attachment III.C.I. Survey Response Analysis - City - Publicly Operated Facilities

Materials Drop-off Facilities			
Entity	Facility Name 2	Physical Address of Facility 2	TCEQ MSW Registration or Permit Number 2
City of Lakeway			
City of Leander			
City of Liberty Hill			
City of Llano			
City of Lockhart			
City of Luling			
City of Manor			
City of Marble Falls			
City of Martindale			
City of Meadowlakes			
City of Mountain City			
City of Mustang Ridge			
City of Niederwald			
City of Pflugerville			
City of Rollingwood			
City of Round Rock			
City of Round Top			
City of San Marcos			
City of Schulenberg			

Attachment III.C.I. Survey Response Analysis - City - Publicly Operated Facilities

Materials Drop-off Facilities			
Entity	Facility Name 2	Physical Address of Facility 2	TCEQ MSW Registration or Permit Number 2
City of Smithville	Smithville City Yard	1000 MLK Drive / Smithville TX 78957	NA
City of Sunrise Beach Village			
City of Sunset Valley			
City of Taylor			
City of Thrall			
City of Uhland			
City of West Lake Hills			
City of Wimberley			
City of Woodcreek			
Village of Briarcliff			
Village of Point Venture			
Village of San Leanna			
Village of the Hills			
Village of Volente			
Village of Webberville			

Attachment III.C.I. Survey Response Analysis - City - Publicly Operated Facilities

Entity	<i>Materials Drop-off Facilities</i>		
	Facility Name 3	Physical Address of Facility 3	TCEQ MSW Registration or Permit Number
City of Austin			
City of Bartlett			
City of Bastrop			
City of Bee Cave			
City of Bertram			
City of Blanco			
City of Buda			
City of Burnet			
City of Carmine			
City of Cedar Park			
City of Cottonwood Shores			
City of Coupland			
City of Dripping Springs			
City of Elgin			
City of Fayetteville			
City of Flatonia			
City of Florence			
City of Georgetown	Williamson Country Recycling Center	Weir, Texas	
City of Giddings			
City of Granger			
City of Granite Shoals			
City of Highland Haven			
City of Horseshoe Bay			
City of Hutto			
City of Jarrell			
City of Johnson City			
City of Jonestown			
City of Kyle			
City of La Grange			
City of Lago Vista			

Attachment III.C.I. Survey Response Analysis - City - Publicly Operated Facilities

Materials Drop-off Facilities			
Entity	Facility Name 3	Physical Address of Facility 3	TCEQ MSW Registration or Permit Number
City of Lakeway			
City of Leander			
City of Liberty Hill			
City of Llano			
City of Lockhart			
City of Luling			
City of Manor			
City of Marble Falls			
City of Martindale			
City of Meadowlakes			
City of Mountain City			
City of Mustang Ridge			
City of Niederwald			
City of Pflugerville			
City of Rollingwood			
City of Round Rock			
City of Round Top			
City of San Marcos			
City of Schulenberg			

Attachment III.C.I. Survey Response Analysis - City - Publicly Operated Facilities

Materials Drop-off Facilities			
Entity	Facility Name 3	Physical Address of Facility 3	TCEQ MSW Registration or Permit Number
City of Smithville	Smithville Brush Dump	288 Mt Pleasant Ave / Smithville TX 78957	NA
City of Sunrise Beach Village			
City of Sunset Valley			
City of Taylor			
City of Thrall			
City of Uhland			
City of West Lake Hills			
City of Wimberley			
City of Woodcreek			
Village of Briarcliff			
Village of Point Venture			
Village of San Leanna			
Village of the Hills			
Village of Volente			
Village of Webberville			

Attachment III.C.I. Survey Response Analysis - City - Publicly Operated Facilities

HOUSEHOLD HAZARDOUS WASTE (HHW) FACILITIES			
Entity	Do you own/operate a HHW facility or drop-off site?	Location 1	Location 2
City of Austin			
City of Bartlett			
City of Bastrop	No		
City of Bee Cave			
City of Bertram	No		
City of Blanco	No		
City of Buda			
City of Burnet	No		
City of Carmine			
City of Cedar Park			
City of Cottonwood Shores			
City of Coupland			
City of Dripping Springs			
City of Elgin			
City of Fayetteville			
City of Flatonia	No		
City of Florence			
City of Georgetown	No - contract with private facility		
City of Giddings	No		
City of Granger			
City of Granite Shoals	No		
City of Highland Haven			
City of Horseshoe Bay			
City of Hutto			
City of Jarrell			
City of Johnson City			
City of Jonestown			
City of Kyle	No, our residents can use the facility in San Marcos.		
City of La Grange			
City of Lago Vista			
City of Lakeway	Yes	Lake Travis Regional Reuse and Recycle Center, 3207 Neidhart Drive, Austin, Tx 78734	
City of Leander			
City of Liberty Hill			
City of Llano			
City of Lockhart	No		
City of Luling			
City of Manor			

Attachment III.C.I. Survey Response Analysis - City - Publicly Operated Facilities

HOUSEHOLD HAZARDOUS WASTE (HHW) FACILITIES			
Entity	Do you own/operate a HHW facility or drop-off site?	Location 1	Location 2
City of Marble Falls			
City of Martindale	No		
City of Meadowlakes			
City of Mountain City			
City of Mustang Ridge			
City of Niederwald			
City of Pflugerville	No		
City of Rollingwood	No		
City of Round Rock	Yes	310 Deepwood Drive, Round Rock, TX 78681	
City of Round Top			
City of San Marcos	Yes	634 E Hopkins, San Marcos, TX 78666	
City of Schulenberg	No		
City of Smithville	Bastrop County HHW Facility is located in the City of Smithville, but Bastrop County operates and maintains it. Please see Kevin Berry for more information: : kevin.berry@co.bastrop.tx.us	109 Taylor Street / Smithville TX 78957	
City of Sunrise Beach Village	No		
City of Sunset Valley			
City of Taylor			
City of Thrall			
City of Uhland			
City of West Lake Hills			
City of Wimberley			
City of Woodcreek	N/A		
Village of Briarcliff			
Village of Point Venture	Yes	101 Summit Ridge Drive S	
Village of San Leanna			
Village of the Hills	Jointly operated		
Village of Volente			
Village of Webberville			

**Attachment III.C.IV. Solid Waste Management Activities
CAPCOG's Regional Solid Waste Management Plan Supplemental Questionnaire**

**Source Separation
Q2 Current Activities:**

Answered: 9 Skipped: 13

#	RESPONSES	DATE
1	Residents currently separate solid waste into recyclables and trash. In 2020, Waste Connections processed 2,347 tons of recycling and 6,919 tons of trash. We promote recycling and send updates in newsletters on what can be recycled, how to get rid of hazardous waste, where to recycle electronics and that we take brush and yard waste at our Public Works facility where it's recycled into mulch. We charge \$66.42/quarter for trash and recycling. We try to provide Household Hazardous Waste events quarterly or semi-annually to help keep hazardous wastes out of the landfill.	6/25/2021 4:17 PM
2	The City has a franchise agreement with a solid waste provider that provides trash and recycling.	6/15/2021 12:30 PM
3	bins for separation and collection at solid waste facility	6/14/2021 9:38 AM
4	Single stream recycling to all homes twice a month Commercial cardboard recycling	6/11/2021 11:13 AM
5	-Citizens Collection Center (solid waste only) approx. \$200k per year -Drop-off Locator Map (traviscountyrecycles.com) - for recyclables, HHW, solid waste -Social media messaging related to recycling, proper disposal, composting, and waste reduction -Interlocal agreement with Austin Resource Recovery and cost-sharing for HHW usage by County residents approx. \$100k per year -Lead by example with diversion efforts in County facilities - providing recycling to all County employees and composting in select locations -Christmas Tree Recycling and Rx Takeback events -Most county efforts are focused on drop-offs and not collection by Travis County	5/26/2021 5:16 PM
6	Lee County provides recycling opportunities by providing two locations for citizens to drop off recyclables at two precinct barns, pct 2 and pct 4. Lee County also has a recycling center in Lexington.	5/20/2021 8:32 AM
7	Holding collection events - 2 times per year - we separate bulk from scrap and metal	5/18/2021 4:20 PM
8	Residential Curbside recycling	5/14/2021 10:40 AM
9	Separate recyclable materials at recycle center into cardboard, plastics, glass, paper, metal cans, aluminum cans, motor oil, and electronics. We also have a operate a brush disposal site and have it ground up and hauled off. Large refuse items collected in a separate dumpster. Curbside pickup of refuse	5/13/2021 12:57 PM

**Attachment III.C.IV. Solid Waste Management Activities
CAPCOG's Regional Solid Waste Management Plan Supplemental Questionnaire**

**Source Separation
Q3 Short-Term Plans (2022-2027):**

Answered: 9 Skipped: 13

#	RESPONSES	DATE
1	We hope to expand our offerings to residents to possibly include composting and electronics recycling.	6/25/2021 4:17 PM
2	TBD	6/15/2021 12:30 PM
3	unk	6/14/2021 9:38 AM
4	Eliminate Commercial cardboard recycling	6/11/2021 11:13 AM
5	-Expand service offerings at Citizens Collection Center to include recycling -Explore gaps in services and work with nearby jurisdictions or businesses to address service gaps -Continue current activities focused on drop-off locations	5/26/2021 5:16 PM
6	Not at this time. Options will be to provide recycling at each of the two remaining pct barns. We hope to identify land for an additional recycling center near Giddings, in pct 2, this is also the situation for pct. 4, to add recycling when land is available. Also, Lee County intends to pursue SW Grants through CAPCOG to host a one time HHW event. Lee County hopes to increase public education on solid waste diversion and access to the Bastrop County HHW Facility.	5/20/2021 8:32 AM
7	To be able to sustain our collections events Education Getting our County Attorney to prosecute folks for illegal dumping	5/18/2021 4:20 PM
8	Continue our existing program	5/14/2021 10:40 AM
9	Customer education and use of QR codes to improve customer understanding of recycling correctly. Improved signage at recycling center. Expand capacity as needed.	5/13/2021 12:57 PM

**Attachment III.C.IV. Solid Waste Management Activities
CAPCOG's Regional Solid Waste Management Plan Supplemental Questionnaire**

Source Separation

Q4 Intermediate-term Plans (2028-2032):

Answered: 8

Skipped: 14

#	RESPONSES	DATE
1	TBD	6/15/2021 12:30 PM
2	unk	6/14/2021 9:38 AM
3	NONE	6/11/2021 11:13 AM
4	-Continue to explore gaps in services and work with nearby jurisdictions or businesses to address service gaps -Continue current activities focused on drop-off locations	5/26/2021 5:16 PM
5	Increase citizens knowledge of HHW opportunities in Bastrop County. Continue to pursue SW Grants through CAPCOG for CCE's and HHW Events.	5/20/2021 8:32 AM
6	To provide more education and hold people accountable. To continue collection events	5/18/2021 4:20 PM
7	same	5/14/2021 10:40 AM
8	Expand capacity as needed.	5/13/2021 12:57 PM

**Attachment III.C.IV. Solid Waste Management Activities
CAPCOG's Regional Solid Waste Management Plan Supplemental Questionnaire**

**Source Separation
Q5 Long-term Plans (2033-2042)**

Answered: 8 Skipped: 14

#	RESPONSES	DATE
1	TBD	6/15/2021 12:30 PM
2	unk	6/14/2021 9:38 AM
3	NONE	6/11/2021 11:13 AM
4	-Continue to explore gaps in services and work with nearby jurisdictions or businesses to address service gaps -Continue current activities focused on drop-off locations	5/26/2021 5:16 PM
5	Continue to look for land to be able to increase citizens opportunities to divert solid waste, and continue to educate citizens on those options that currently exist.	5/20/2021 8:32 AM
6	Same as 3 and 4	5/18/2021 4:20 PM
7	same	5/14/2021 10:40 AM
8	Expand capacity as needed.	5/13/2021 12:57 PM

Attachment III.C.IV. Solid Waste Management Activities
CAPCOG's Regional Solid Waste Management Plan Supplemental Questionnaire

Solid Waste Collection
Q6 Current Activities:

Answered: 10 Skipped: 12

#	RESPONSES	DATE
1	This information should have been provided on past surveys.	6/25/2021 4:18 PM
2	The City's franchise agreement provides for a single collection day for each residence for solid waste and recycling.	6/15/2021 12:35 PM
3	trash services contracted by outside firm, curbside recycling collection contracted by outside firm	6/14/2021 9:39 AM
4	Parks and Trails Clean Up - Monthly. These clean ups produce brush and litter in which the City disposes of either through our collection container or center drop off. The City has two Dumpsters to collect refuse from our Parks which are picked up three times a week. We offer recycling containers in our facilities for staff.	6/11/2021 3:53 PM
5	Curb side Single stream recycling 2 times a month for all homes. Curb side trash once a week for all homes and businesses. Optional 6 yard and 20 yard dumpsters as needed or weekly service. Recycling drop off at Waste Connections and used oil at City Hall.	6/11/2021 11:21 AM
6	-Citizens collection center for solid waste (contracted collection) -Christmas Tree collection and Prescription medication takeback events and drop-off locations -Annual Lake Travis Community Clean-up -Explore gaps in services and work with nearby jurisdictions or businesses to address service gaps -Continue current activities focused on drop-off locations - Travis County does not provide collection services for residents	5/26/2021 5:20 PM
7	• Organics/Food/Yard Waste – Weekly • Bulk Collection – Biannual • Residential Street Sweeping – 6 times/year • Rights of Way Container Collection (35 Gallon) - Daily in downtown district • Dead Animal Collection – Daily • Boulevard Sweeping/Bike Lane Sweeping – 2 times/Month • Curbside Recycling – Curbside recycling every other week 64, 96, and 32-gallon Carts • Trash Collection – Weekly –24, 64, 96-gallon Carts • Recycling and ReUse Drop-Off Center – public drop-off for traditional recyclables, foam, HHW, electronics, tires, and brush • Textiles/Housewares collection – Contracted Service	5/25/2021 7:47 AM
8	We hold two events a year. Kingsland Municipal Utility District provides for brush and oil to be recycled. We currently do not have curbside recycling in our area.	5/18/2021 4:22 PM
9	Curbside collection MSW 1XW Curbside Bulk 1XW Limited Brush 1XW Curbside Recycling 1 X every other Week	5/14/2021 10:44 AM
10	Recycling Center - City owned and operated seven days per week. Provide information via email notifications, website pages, utility bill suffers on services. City contracted Contractor for curbside refuse collection provides curbside collection and special pick up for large items .	5/13/2021 1:02 PM

**Attachment III.C.IV. Solid Waste Management Activities
CAPCOG's Regional Solid Waste Management Plan Supplemental Questionnaire**

**Solid Waste Collection
Q7 Short-Term Plans (2022-2027):**

Answered: 10 Skipped: 12

#	RESPONSES	DATE
1	We're researching composting and electronics recycling for our residents.	6/25/2021 4:18 PM
2	TBD	6/15/2021 12:35 PM
3	unk	6/14/2021 9:39 AM
4	We will continue our Monthly clean up dates and continue to monitor the need in frequency on our current dumpster pick up and the need for additional dumpsters	6/11/2021 3:53 PM
5	Continue existing activities	5/26/2021 5:20 PM
6	Additional Recycling and ReUse Drop-Off Center, Expansion of on-call Brush and Bulk Collection citywide	5/25/2021 7:47 AM
7	Not at this time. Options will be to provide recycling at each of the two remaining pct barns. We hope to identify land for an additional recycling center near Giddings, in pct 2, this is also the situation for pct. 4, to add recycling when land is available. Also, Lee County intends to pursue SW Grants through CAPCOG to host a one time HHW event. Lee County hopes to increase public education on solid waste diversion and access to the Bastrop County HHW Facility.	5/20/2021 8:45 AM
8	To work with waste companies to provide curbside recycle and to continue to hold collection events	5/18/2021 4:22 PM
9	same	5/14/2021 10:44 AM
10	Expand capacity as needed.	5/13/2021 1:02 PM

**Attachment III.C.IV. Solid Waste Management Activities
CAPCOG's Regional Solid Waste Management Plan Supplemental Questionnaire**

**Solid Waste Collection
Q8 Intermediate-term Plans (2028-2032):**

Answered: 8 Skipped: 14

#	RESPONSES	DATE
1	TBD	6/15/2021 12:35 PM
2	unk	6/14/2021 9:39 AM
3	Include Recycle services in our Parks and Trails	6/11/2021 3:53 PM
4	Continue existing activities	5/26/2021 5:20 PM
5	Increase citizens knowledge of HHW opportunities in Bastrop County. Continue to pursue SW Grants through CAPCOG for CCE's and HHW Events.	5/20/2021 8:45 AM
6	same as 7	5/18/2021 4:22 PM
7	same	5/14/2021 10:44 AM
8	Expand capacity as needed.	5/13/2021 1:02 PM

**Attachment III.C.IV. Solid Waste Management Activities
CAPCOG's Regional Solid Waste Management Plan Supplemental Questionnaire**

**Solid Waste Collection
Q9 Long-term Plans (2033-2042)**

Answered: 7 Skipped: 15

#	RESPONSES	DATE
1	TBD	6/15/2021 12:35 PM
2	unk	6/14/2021 9:39 AM
3	Continue existing activities	5/26/2021 5:20 PM
4	Continue to look for land to be able to increase citizens opportunities to divert solid waste, and continue to educate citizens on those options that currently exist.	5/20/2021 8:45 AM
5	same as 7 and 8	5/18/2021 4:22 PM
6	same	5/14/2021 10:44 AM
7	Expand capacity as needed.	5/13/2021 1:02 PM

**Attachment III.C.IV. Solid Waste Management Activities
CAPCOG's Regional Solid Waste Management Plan Supplemental Questionnaire**

**Solid Waste Generation
Q10 Current Activities:**

Answered: 9 Skipped: 13

#	RESPONSES	DATE
1	We promote recycling through our newsletter, offer recycling at all of our city parks and properties.	6/25/2021 4:22 PM
2	The City requires all solid waste to be placed in receptacles and prohibits littering. Any fines generated from City solid waste ordinances can be used in public cleanup and education efforts.	6/15/2021 12:38 PM
3	none	6/14/2021 9:40 AM
4	Single stream recycling	6/11/2021 11:23 AM
5	-Encourage waste reduction and recycling via social media and in County operations	5/26/2021 5:21 PM
6	Lee County provides for recycling drop off locations within the County.	5/20/2021 8:45 AM
7	During our collection events, we hand out materials on illegal dumping, etc.	5/18/2021 4:23 PM
8	Regular activities described. One neighborhood cleanup per year One community drop off per year	5/14/2021 10:46 AM
9	The City educates and provides recycling separation for the community through the utilization of a Recycling Center.	5/13/2021 1:04 PM

**Attachment III.C.IV. Solid Waste Management Activities
CAPCOG's Regional Solid Waste Management Plan Supplemental Questionnaire**

**Solid Waste Generation
Q11 Short-Term Plans (2022-2027):**

Answered: 8 Skipped: 14

#	RESPONSES	DATE
1	TBD	6/15/2021 12:38 PM
2	unk	6/14/2021 9:40 AM
3	Single stream	6/11/2021 11:23 AM
4	-Encourage waste reduction via social media and in County operations	5/26/2021 5:21 PM
5	No, not at this time. We hope to address tires and oil by pursuing providing CCEs once every three to four years. Lee County intends to participate in the Capital Area Regional Environmental Task Force by erecting signs and attending trainings, quarterly meetings, and networking.	5/20/2021 8:45 AM
6	same	5/18/2021 4:23 PM
7	same	5/14/2021 10:46 AM
8	Expand capacity as needed.	5/13/2021 1:04 PM

**Attachment III.C.IV. Solid Waste Management Activities
CAPCOG's Regional Solid Waste Management Plan Supplemental Questionnaire**

**Solid Waste Generation
Q12 Intermediate-term Plans (2028-2032):**

Answered: 8 Skipped: 14

#	RESPONSES	DATE
1	TBD	6/15/2021 12:38 PM
2	unk	6/14/2021 9:40 AM
3	Single stream	6/11/2021 11:23 AM
4	-Encourage waste reduction via social media and in County operations	5/26/2021 5:21 PM
5	Continue same...	5/20/2021 8:45 AM
6	same	5/18/2021 4:23 PM
7	same	5/14/2021 10:46 AM
8	Expand capacity as needed.	5/13/2021 1:04 PM

**Attachment III.C.IV. Solid Waste Management Activities
CAPCOG's Regional Solid Waste Management Plan Supplemental Questionnaire**

**Solid Waste Generation
Q13 Long-term Plans (2033-2042)**

Answered: 8 Skipped: 14

#	RESPONSES	DATE
1	TBD	6/15/2021 12:38 PM
2	unk	6/14/2021 9:40 AM
3	Single stream	6/11/2021 11:23 AM
4	-Encourage waste reduction via social media and in County operations	5/26/2021 5:21 PM
5	Continue same...	5/20/2021 8:45 AM
6	same	5/18/2021 4:23 PM
7	same	5/14/2021 10:46 AM
8	Expand capacity as needed.	5/13/2021 1:04 PM

**Attachment III.C.IV. Solid Waste Management Activities
CAPCOG's Regional Solid Waste Management Plan Supplemental Questionnaire**

Solid Waste Storage Q14 Current Activities:

Answered: 8 Skipped: 14

#	RESPONSES	DATE
1	cardboard collected and stored in barn until transport to mill. other solid waste contracted by outside firm	6/14/2021 9:41 AM
2	Waste Connection has no storage in the county	6/11/2021 11:24 AM
3	n/a	5/26/2021 5:22 PM
4	At RRDOC – Electronics are palletized and stored inside or inside the trailer awaiting hauling to an electronics recycler. Tires are stored in a trailer awaiting haul to recycler. Traditional recyclables are stored in compacting roll-off until swapped and hauled by contracted recycler. Scrap metal and hard plastics are stored in roll-offs awaiting haul by contracted recycler. All other items are palletized or baled and stored under cover awaiting haul by vendor to recycle. HHW is stored inside secured area in 55-gallon drums and cubic yard boxes or in Haz-Store buildings awaiting weekly shipment.	5/25/2021 7:47 AM
5	No current activities planned...	5/20/2021 8:46 AM
6	We currently do not have any stored waste waiting for transport. There is one transfer station and I understand that he transfers twice a week.	5/18/2021 4:24 PM
7	None	5/14/2021 10:47 AM
8	All refuse from curbside collection is removed to contractor's transfer station daily. Recycle materials are stored on-site until containers are 80% full and then hauled to commercial recycling center in Marble Falls TX.	5/13/2021 1:07 PM

Attachment III.C.IV. Solid Waste Management Activities
CAPCOG's Regional Solid Waste Management Plan Supplemental Questionnaire

Solid Waste Storage
Q15 Short-Term Plans (2022-2027):

Answered: 5 Skipped: 17

#	RESPONSES	DATE
1	unk	6/14/2021 9:41 AM
2	n/a	5/26/2021 5:22 PM
3	No current activities planned...	5/20/2021 8:46 AM
4	Same	5/14/2021 10:47 AM
5	Same as current plan.	5/13/2021 1:07 PM

Attachment III.C.IV. Solid Waste Management Activities
CAPCOG's Regional Solid Waste Management Plan Supplemental Questionnaire

Solid Waste Storage
Q16 Intermediate-term Plans (2028-2032):

Answered: 6 Skipped: 16

#	RESPONSES	DATE
1	unk	6/14/2021 9:41 AM
2	n/a	5/26/2021 5:22 PM
3	MSW Transfer Station	5/25/2021 7:47 AM
4	No current activities planned...	5/20/2021 8:46 AM
5	Same	5/14/2021 10:47 AM
6	Same as current plan.	5/13/2021 1:07 PM

Attachment III.C.IV. Solid Waste Management Activities
CAPCOG's Regional Solid Waste Management Plan Supplemental Questionnaire

Solid Waste Storage
Q17 Long-term Plans (2033-2042)

Answered: 5 Skipped: 17

#	RESPONSES	DATE
1	unk	6/14/2021 9:41 AM
2	n/a	5/26/2021 5:22 PM
3	No current activities planned...	5/20/2021 8:46 AM
4	Same	5/14/2021 10:47 AM
5	Same as current plan.	5/13/2021 1:07 PM

**Attachment III.C.IV. Solid Waste Management Activities
CAPCOG's Regional Solid Waste Management Plan Supplemental Questionnaire**

**Solid Waste Transportation
Q18 Current Activities:**

Answered: 7 Skipped: 15

#	RESPONSES	DATE
1	all solid waste handling is contracted by outside firm collected cardboard is transported by private semi truck owners to mill	6/14/2021 9:43 AM
2	We contract out all garbage collection and transport	6/11/2021 11:47 AM
3	Residential wastes hauled in City-owned refuse trucks/collection trucks	5/25/2021 8:07 AM
4	No current activities planned...	5/20/2021 8:47 AM
5	Only transportation is after the collection events and the waste goes to the Hutto facility	5/18/2021 4:24 PM
6	None	5/14/2021 10:48 AM
7	Commercial licensed haulers transport to landfill or recycling center for processing.	5/13/2021 1:08 PM

Attachment III.C.IV. Solid Waste Management Activities
CAPCOG's Regional Solid Waste Management Plan Supplemental Questionnaire

Solid Waste Transportation
Q19 Short-Term Plans (2022-2027):

Answered: 5 Skipped: 17

#	RESPONSES	DATE
1	unk	6/14/2021 9:43 AM
2	Rebid current contract	6/11/2021 11:47 AM
3	No current activities planned...	5/20/2021 8:47 AM
4	Same	5/14/2021 10:48 AM
5	Same as above.	5/13/2021 1:08 PM

Attachment III.C.IV. Solid Waste Management Activities
CAPCOG's Regional Solid Waste Management Plan Supplemental Questionnaire

Solid Waste Transportation
Q20 Intermediate-term Plans (2028-2032):

Answered: 5 Skipped: 17

#	RESPONSES	DATE
1	unk	6/14/2021 9:43 AM
2	Potential transfer station with contractor hauler	5/25/2021 8:07 AM
3	No current activities planned...	5/20/2021 8:47 AM
4	Same	5/14/2021 10:48 AM
5	Same as above.	5/13/2021 1:08 PM

Attachment III.C.IV. Solid Waste Management Activities
CAPCOG's Regional Solid Waste Management Plan Supplemental Questionnaire

Solid Waste Transportation
Q21 Long-term Plans (2033-2042)

Answered: 4 Skipped: 18

#	RESPONSES	DATE
1	unk	6/14/2021 9:43 AM
2	No current activities planned...	5/20/2021 8:47 AM
3	Same	5/14/2021 10:48 AM
4	Same as above.	5/13/2021 1:08 PM

**Attachment III.C.IV. Solid Waste Management Activities
CAPCOG's Regional Solid Waste Management Plan Supplemental Questionnaire**

**Solid Waste Processing/Treatment
Q22 Current Activities:**

Answered: 7 Skipped: 15

#	RESPONSES	DATE
1	commercial cardboard collection. cardboard is baled into 1000 pound bales and sold to a mill in Orange Texas.	6/14/2021 9:45 AM
2	NONE	6/11/2021 11:50 AM
3	Baling recyclables, Densifying Styrofoam/Polyethylene Foam, ReBlend Paint Brush grinding for mulch/compost.	5/25/2021 8:07 AM
4	No current activities planned...	5/20/2021 8:48 AM
5	No activities currently	5/18/2021 4:25 PM
6	Recycle	5/14/2021 10:48 AM
7	City does not process and waste or recycling in the City.	5/13/2021 1:09 PM

Attachment III.C.IV. Solid Waste Management Activities
CAPCOG's Regional Solid Waste Management Plan Supplemental Questionnaire

Solid Waste Processing/Treatment
Q23 Short-Term Plans (2022-2027):

Answered: 4 Skipped: 18

#	RESPONSES	DATE
1	none	6/14/2021 9:45 AM
2	No current activities planned...	5/20/2021 8:48 AM
3	Recycle	5/14/2021 10:48 AM
4	Same as above.	5/13/2021 1:09 PM

Attachment III.C.IV. Solid Waste Management Activities
CAPCOG's Regional Solid Waste Management Plan Supplemental Questionnaire

Solid Waste Processing/Treatment
Q24 Intermediate-term Plans (2028-2032):

Answered: 4 Skipped: 18

#	RESPONSES	DATE
1	none	6/14/2021 9:45 AM
2	No current activities planned...	5/20/2021 8:48 AM
3	Recycle	5/14/2021 10:48 AM
4	Same as above.	5/13/2021 1:09 PM

Attachment III.C.IV. Solid Waste Management Activities
CAPCOG's Regional Solid Waste Management Plan Supplemental Questionnaire

Solid Waste Processing/Treatment
Q25 Long-term Plans (2033-2042)

Answered: 4 Skipped: 18

#	RESPONSES	DATE
1	none	6/14/2021 9:45 AM
2	No current activities planned...	5/20/2021 8:48 AM
3	Recycle	5/14/2021 10:48 AM
4	Same as above.	5/13/2021 1:09 PM

**Attachment III.C.IV. Solid Waste Management Activities
CAPCOG's Regional Solid Waste Management Plan Supplemental Questionnaire**

Resource Recovery Q26 Current Activities:

Answered: 6 Skipped: 16

#	RESPONSES	DATE
1	Recycle cardboard and single stream recycling	6/11/2021 12:04 PM
2	Curbside Textile/Houseware collection, ReUse Store and ReBlend paint at Recycling and Reuse Drop-Off Center, Brush Grinding for mulch to be used to make compost. Organics/Food waste collected for compost production, expansion of on-call bulk collection for more metal, electronics and appliance recycling.	5/25/2021 10:05 AM
3	No current activities planned...	5/20/2021 8:48 AM
4	The county does not currently have the means to reuse any materials.	5/18/2021 4:26 PM
5	recycling	5/18/2021 9:13 AM
6	The City provides a community Recycling Center for residents so as to separate and repurpose resources as feasible. No recovery is perform within the City.	5/13/2021 1:12 PM

**Attachment III.C.IV. Solid Waste Management Activities
CAPCOG's Regional Solid Waste Management Plan Supplemental Questionnaire**

**Resource Recovery
Q27 Short-Term Plans (2022-2027):**

Answered: 5 Skipped: 17

#	RESPONSES	DATE
1	Have only single stream recycling	6/11/2021 12:04 PM
2	Additional Recycling and ReUse Drop-Off Center, Expansion of on-call Brush and Bulk Collection citywide	5/25/2021 10:05 AM
3	No current activities planned...	5/20/2021 8:48 AM
4	same	5/18/2021 9:13 AM
5	Same as above.	5/13/2021 1:12 PM

Attachment III.C.IV. Solid Waste Management Activities
CAPCOG's Regional Solid Waste Management Plan Supplemental Questionnaire

Resource Recovery
Q28 Intermediate-term Plans (2028-2032):

Answered: 4 Skipped: 18

#	RESPONSES	DATE
1	Unknown	6/11/2021 12:04 PM
2	No current activities planned...	5/20/2021 8:48 AM
3	same	5/18/2021 9:13 AM
4	Same as above.	5/13/2021 1:12 PM

Attachment III.C.IV. Solid Waste Management Activities
CAPCOG's Regional Solid Waste Management Plan Supplemental Questionnaire

Resource Recovery
Q29 Long-term Plans (2033-2042)

Answered: 4 Skipped: 18

#	RESPONSES	DATE
1	Unknown	6/11/2021 12:04 PM
2	No current activities planned...	5/20/2021 8:48 AM
3	same	5/18/2021 9:13 AM
4	Same as above.	5/13/2021 1:12 PM

**Attachment III.C.IV. Solid Waste Management Activities
CAPCOG's Regional Solid Waste Management Plan Supplemental Questionnaire**

Solid Waste Disposal Q30 Current Activities:

Answered: 5 Skipped: 17

#	RESPONSES	DATE
1	<ul style="list-style-type: none"> • Trash collection is taken to local MSW landfill (\$22.62/ton) TCEQ Regulations • FM812 Closed landfill - Landfill gas collection system – flared on site - EPA Regulations • FM 812 Landfill leachate collection system – wastewater – Austin Water Utility at a cost of \$8.95 per 1,000 gallons TCEQ/EPA Regulations • HHW – Transported to EPA permitted hazardous waste facilities. Costs is dependent on type and quantity. The budget is approx. \$750,000. 	5/25/2021 10:42 AM
2	No current activities planned...	5/20/2021 8:51 AM
3	We currently have two environmental officers that handle complaints by neighbors, etc. Unfortunately, this method hasn't been effective. The DA's office doesn't seem interested in prosecuting offenses.	5/18/2021 4:27 PM
4	Contract with Waste Connection for collection and disposal.	5/18/2021 9:14 AM
5	Contract refuse and collection contractor disposes at Austin landfill. Recycle materials are disposed of at Hill Country Recycling.	5/13/2021 1:14 PM

Attachment III.C.IV. Solid Waste Management Activities
CAPCOG's Regional Solid Waste Management Plan Supplemental Questionnaire

Solid Waste Disposal
Q31 Short-Term Plans (2022-2027):

Answered: 3 Skipped: 19

#	RESPONSES	DATE
1	No current activities planned...	5/20/2021 8:51 AM
2	Waste Connections	5/18/2021 9:14 AM
3	Same as above.	5/13/2021 1:14 PM

Attachment III.C.IV. Solid Waste Management Activities
CAPCOG's Regional Solid Waste Management Plan Supplemental Questionnaire

Solid Waste Disposal
Q32 Intermediate-term Plans (2028-2032):

Answered: 3 Skipped: 19

#	RESPONSES	DATE
1	No current activities planned...	5/20/2021 8:51 AM
2	Private Contractor	5/18/2021 9:14 AM
3	Same as above.	5/13/2021 1:14 PM

Attachment III.C.IV. Solid Waste Management Activities
CAPCOG's Regional Solid Waste Management Plan Supplemental Questionnaire

Solid Waste Disposal
Q33 Long-term Plans (2033-2042)

Answered: 3 Skipped: 19

#	RESPONSES	DATE
1	No current activities planned...	5/20/2021 8:51 AM
2	Private Contractor	5/18/2021 9:14 AM
3	Same as above.	5/13/2021 1:14 PM

Attachment III.D.

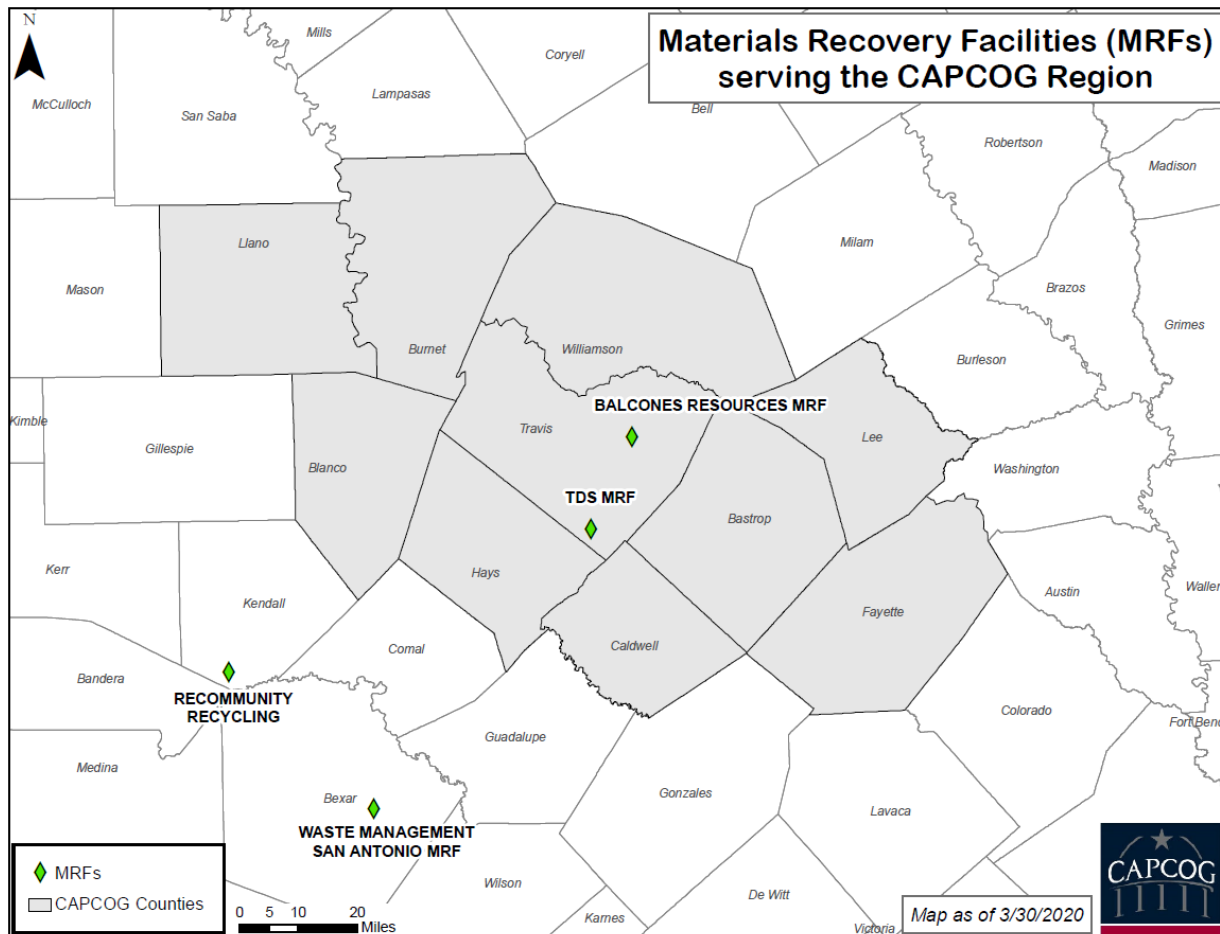
Assessment of the Adequacy of Existing Solid Waste Management Facilities and Practices, and HHW Programs

Resource Recovery

Facility Adequacy:

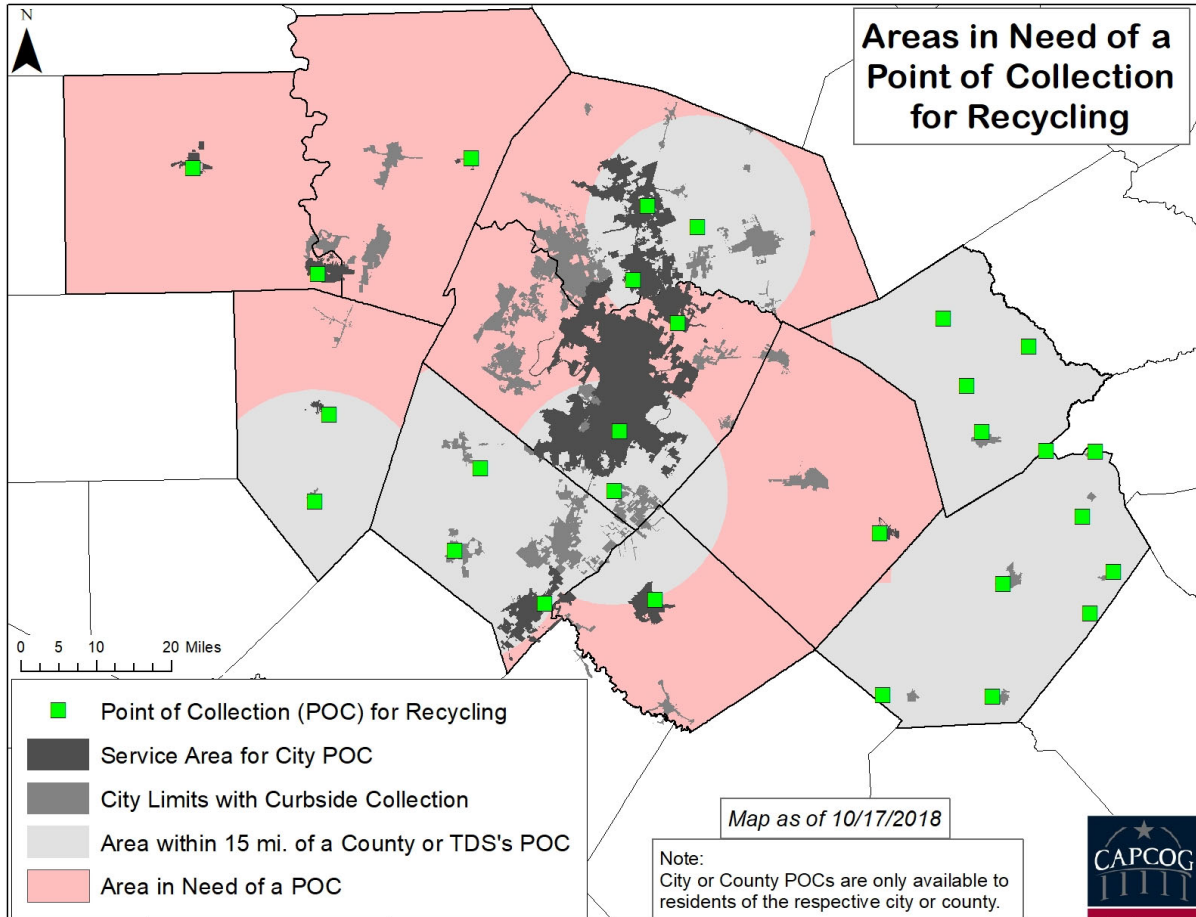
Criteria #1: Adequate facilities to process all materials collected in the region.

Adequate: Maps showing MRFs and other processing facilities. Assessment of processing capacity for MRFs and other waste recyclers (Organics, HHW, Metal, Plastic, Paper, and Cardboard).



Criteria #2: Drop off locations within 30-minute drive/15 miles in areas that do not have curbside collection of those materials.

Inadequate: Map showing distance/travel time from drop-off locations to show where gaps in services are.



Materials:

- Plastic
- Glass
- Metals
- Paper and Cardboard
- Food waste and other organics

Practice Adequacy:

Criteria #1: Curbside collection of comingled traditional recyclables and organics in cities.

Inadequate:

82.5% of cities provide curbside recycling collections

10% of cities provide food/other organics curbside collection

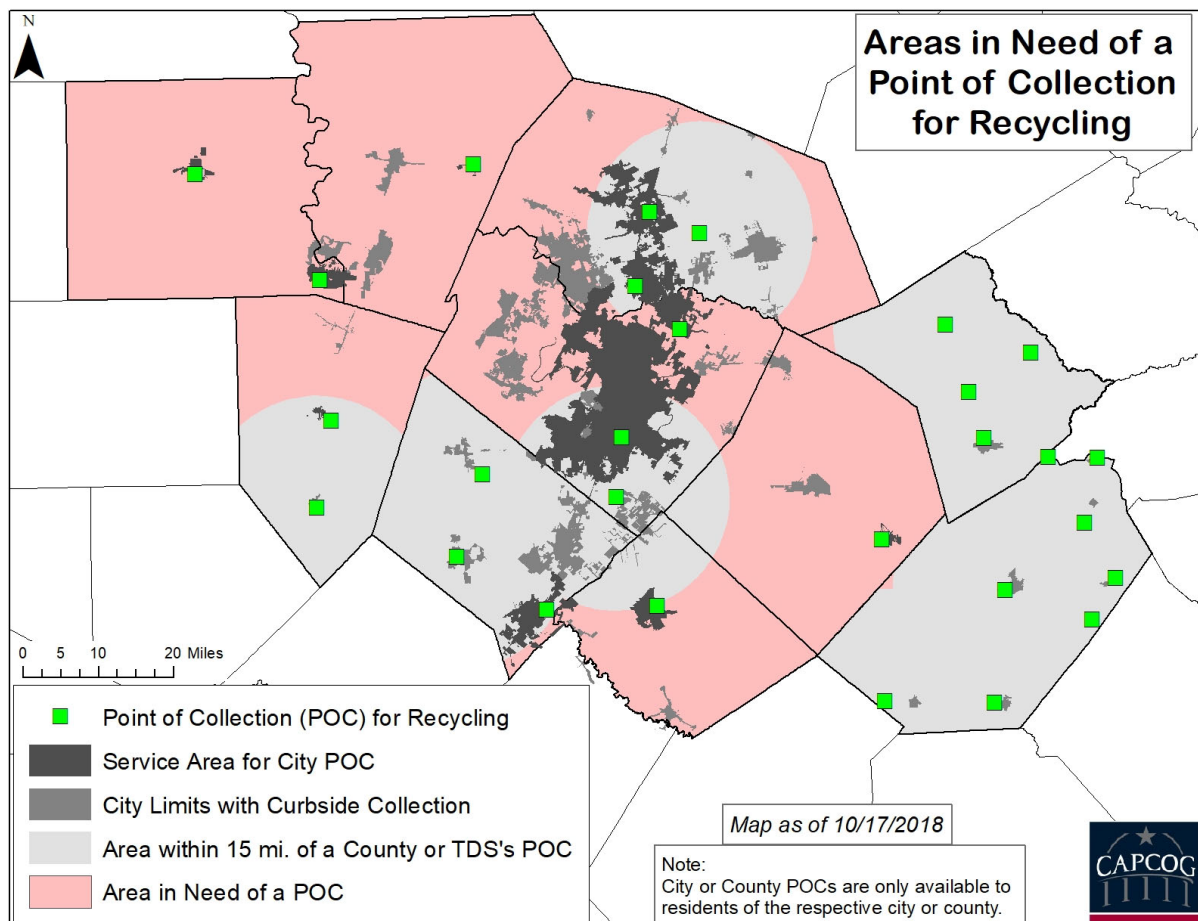
70% of cities provide curbside collection of brushy/yard waste

The map on areas needing recycling points of collection shows all cities in the region have either curbside collection of recyclables or a drop-off location within 15 miles.

Food waste and other organics is the area where the most improvement can be made in resource recovery. These wastes are vital to the production of compost and other products that are used in landscaping.

Criteria #2: Drop-off locations within 15 miles/30-minute drive for traditional recyclables and organic materials in unincorporated areas of the region.

Inadequate: Map shows distance to drop-off locations for recyclables and organics.



Criteria #3: Educational programs to encourage use of services and limit contamination of these waste streams.

Programs that promote the proper use of waste services can help improve how resources are recovered in the CAPCOG region. These programs, especially when looking at what can and cannot be disposed of in the different waste streams collected by a local government can provide benefits in the form of

increased participation in recycling programs and a community that will dispose of waste in the proper location more often.

These programs can educate the community on what goes into each waste stream and how to dispose of different types of waste while communicating the goals and benefits of proper waste disposal. These programs can also focus on informing the community where they can take waste for disposal and how they can safely transport it to these locations. Targeting programs at non-recyclers, school children, new residents, and elected or other government officials can have a big impact on how the community disposes of waste and how much of the recoverable resources used by the region are used again.

An example is Austin ISD's solid waste grant 17-12-01/02 for additional resource recovery infrastructure. For this project, Austin ISD included an educational component to educate students and staff on the proper use of the new compost and recycling bins they purchased to ensure that they can maximize landfill diversion and use them as planned.



Treatment/Processing

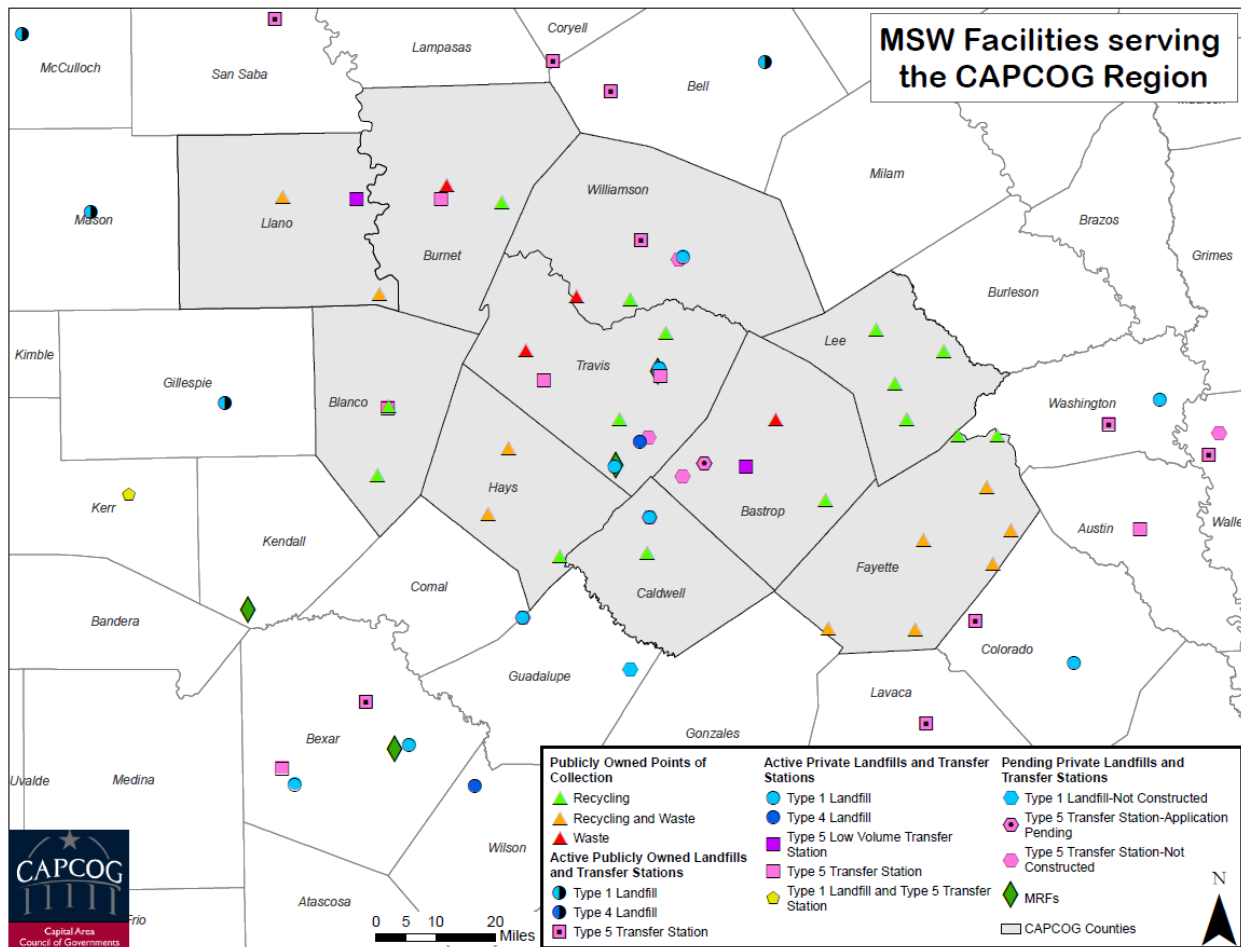
Facility Adequacy:

Criteria #1: Existing facilities can treat/process the waste generated in the region.

The region is adequate. Facilities in the region have the capacity to process/treat the waste that is currently generated and have the ability to expand capacity to handle future waste treatment/processing needs for the duration of this plan.

Criteria #2: Facilities that process/treat waste are sited based on use restrictions.

The region is adequate. All known processing facilities have been permitted by, registered with, or have notified the TCEQ of their operation. These facilities' locations meet state and local requirements for the activities they conduct.



Practices Adequacy

Criteria #1: Materials are treated/processed so they minimize the impact to the environment.

Adequacy undetermined.

	Treatment by Processing Facility								
	2011	2012	2013	2014	2015	2016	2017	2018	2019
Solid Waste									
Incineration_Total	0.00	0.00	0.00	0.00	0.00	0.00	0.00	0.00	0.00
AutoClave_Total	9,220.71	8,751.73	6,981.56	6,660.38	6,554.39	6,354.00	6,830.00	6,685.30	7,207.53
Composting_Total	33,026.00	0.00	55,119.00	33,247.70	204,500.00	145,734.16	192,444.32	343,889.94	339,254.41
Digestion_Total	0.00	0.00	0.00	0.00	0.00	0.00	0.00	0.00	0.00
Chemical									
Disinfection_Total	NA	NA	NA	NA	NA	NA	0.00	0.00	0.00
Chipping/Grinding_Total	NA	NA	NA	NA	NA	NA	1,129.39	4,648.03	2,916.52
Other_Total	0.00	0.00	0.00	0.00	276.00	0.00	10,141.25	10,611.23	9,399.13
Total Tons_Total	42,246.71	16,714.00	62,101.00	39,908.00	211,330.00	152,088.00	210,545.00	365,835.00	358,778.00
Liquid Waste									
Sludge_Total	0.00	0.00	0.00	0.00	0.00	0.00	62,572.00	126,964.00	155,209.73
Grease_Total	26,580.00	26,926.00	26,463.00	26,966.00	26,949.00	57,600.00	56,236.00	55,624.00	63,085.00
Grit_Total	0.00	0.00	0.00	0.00	0.00	0.00	45.00	316.00	766.01
Septage_Total	0.00	0.00	0.00	0.00	0.00	206.13	3,482.63	9,715.00	14,628.22
NHIW_Class1_Total	0.00	0.00	0.00	0.00	0.00	0.00	0.00	0.00	0.00
NHIW_Class2_Total	0.00	0.00	0.00	0.00	0.00	0.00	18,520.00	30,456.00	86,734.30
Other_Total	0.00	0.00	0.00	0.00	0.00	0.00	0.00	0.00	0.00
Total Tons_Total	26,580.00	26,926.00	26,463.00	26,966.00	26,949.00	57,806.00	140,856.00	223,075.00	320,423.00

	Treatment by Landfills									
	2011	2012	2013	2014	2015	2016	2017	2018	2019	
	Solid Waste									
Incineration_Total	0.00	0.00	0.00	0.00	0.00	0.00	0.00	0.00	0.00	0.00
AutoClave_Total	0.00	0.00	0.00	0.00	0.00	0.00	0.00	0.00	0.00	0.00
Composting_Total	0.00	26,041.00	24,999.57	19,032.51	28,647.36	35,571.89	44,887.32	28,038.88	41,362.14	
Digestion_Total	0.00	0.00	0.00	0.00	0.00	0.00	0.00	0.00	0.00	0.00
Chemical Disinfection_Total	NA	NA	NA	NA	NA	NA	0.00	0.00	0.00	
Chipping/Grinding_Total	NA	NA	NA	NA	NA	NA	4,680.79	14,488.14	16,795.22	
Other_Total	5,289.13	8,570.07	10,269.18	23,020.00	12,164.00	4,956.00	633.73	124.75	503.61	
Total Tons_Total	5,289.13	34,611.00	35,269.00	42,053.00	40,811.00	40,528.00	50,202.00	42,652.00	58,661.00	

Criteria #2: Materials are treated/processed whenever environmentally beneficial and economically feasible.

Inadequate: While most solid waste processors in the region attempt to treat/process waste whenever possible. There are still gaps that allow waste to end up in the landfill when it could be processed economically to benefit the environment. The biggest reason for this issue is individuals disposing of waste in a way that prevents it from being recognized by organizations collecting it as being able to be treated/processed. This issue is fairly common and requires both better education of the end-user, and easier to follow collection processes that make it easier for individuals to identify and dispose of materials in the most beneficial fashion.

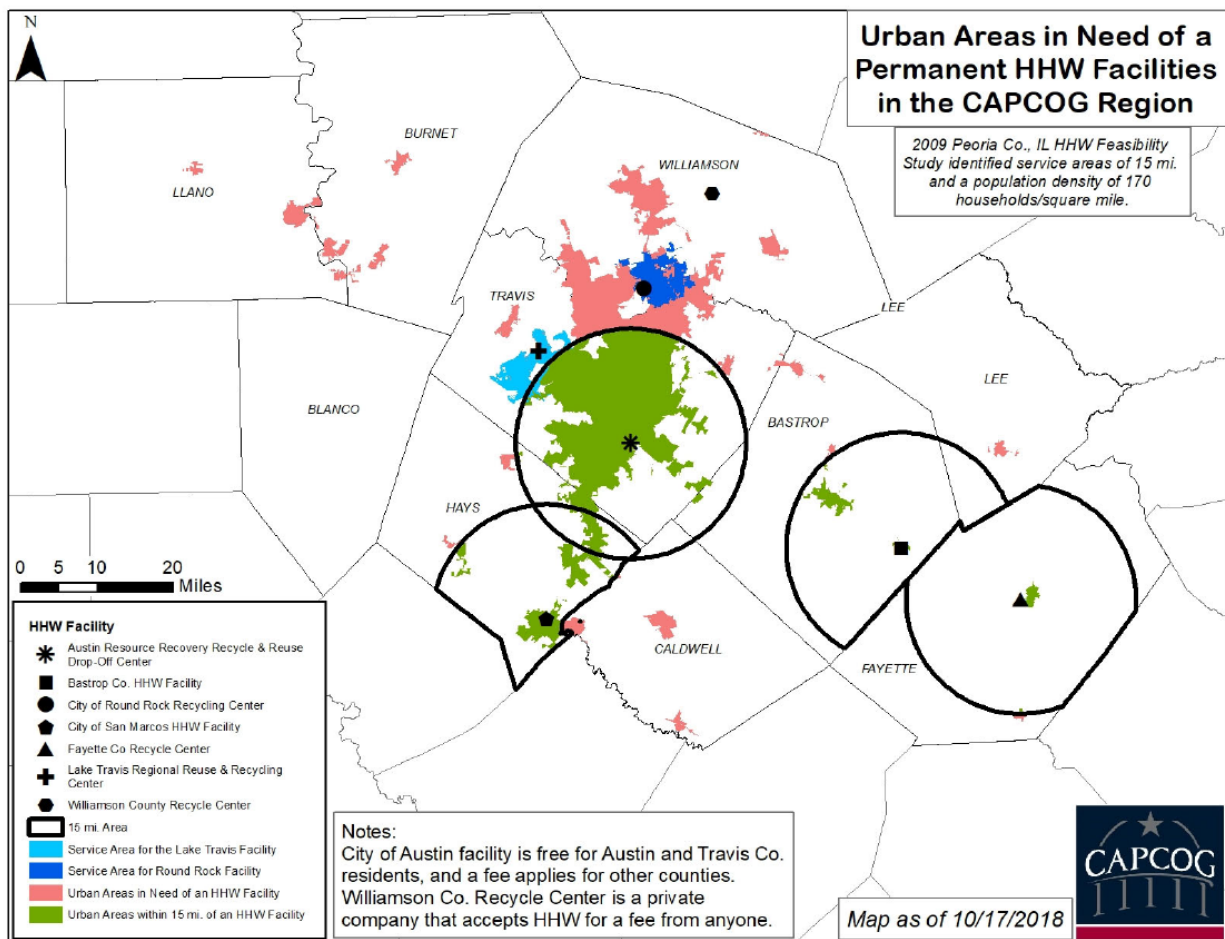
Two other reasons why materials that can be treated/processed are not are the initial cost of getting equipment and personnel to do the treating/processing and the lack of material to process. The initial start-up costs for new treatments/processing can be high and cause reluctance from organizations to start doing it even when in the long run the cost is not excessive or may even save the community money. One way to address these issues is by using solid waste grant funds to defray the start-up cost for facilities looking to expand their capacity to treat/process different materials. When communities are not generating enough material to justify treating or processing that material, there are two options to look at to get to that point. The first would be to store collected material until it becomes feasible to treat/process it. Storing materials is not always an option, and some materials especially putrescible waste must be disposed of promptly to prevent odor and other problems. The other option is to combine material with neighboring communities to create a quantity of material that makes it economically feasible to treat/process it.

Household Hazardous Waste Collection

Facility Adequacy:

Criteria #1: Collection locations within 15 miles of urban areas (areas with a pop. Density of >170 households per square mile)

Inadequate, see map below for information on where HHW collection facilities are still needed in the CAPCOG region. The region's goal is to have facilities in every county in the region and then add more facilities to address gaps and make properly disposing of HHW convenient for all households in the CAPCOG region.



Criteria #2: Facilities contain reuse centers for items that are unexpired and could be useful to other.

Most but not all facilities in the region have reuse centers where the public can find household products that were dropped off at the facility but are still useable and in good condition. The table below shows the hours of operation for HHW collection facilities, who can use each facility, and whether or not the facility has a reuse center.

Facility Name	Hours of Operation	Service Area	Reuse Center
Lakeway Reuse and Recycling Center	Events scheduled as needed. Schedule a drop-off time: https://www.lakeway-tx.gov/1327/Re-Use-and-Recycling-Center	Residents of Lakeway, The Hills, and Bee Cave Customers of: Hurst Creek MUD Lakeway MUD and WCID 17	Yes, during events.
Bastrop County Household Hazardous Waste Facility	Events scheduled as needed. Event Schedule and Voucher Information: https://www.co.bastrop.tx.us/page/ds.household_waste	Residents of Bastrop County, Lee County, Smithville, and Bastrop	Yes, during events.
Austin Recycle & Reuse Drop-Off Center	By appointment Schedule a Drop-Off : http://www.austintexas.gov/drop-offschedule	Residents of Austin and Travis County	Yes, contact of pickup options. (512)974-4343
City of San Marcos HHW Drop-Off Facility	Tuesday & Friday noon - 3:30 p.m.	Residents of San Marcos and Hays County	Yes, open noon to 3pm on Tuesday and Friday
Fayette County Recycle Center	Tuesday 7 a.m. – 5:30 p.m. Wed. – Fri. 7 a.m. – 3:30 p.m. Saturday 7 a.m. – 1 p.m.	Residents of Fayette County	No
City of Round Rock Recycling Center	HHW Voucher required. First Wednesday of the Month 3 p.m. – 6 p.m.; Spring and Fall Saturday Collections (April & Oct. in 2021); By appointment with fee: (512)218-5554, recycling@roundrocktexas.gov	Residents of City of Round Rock Non-residents are charged \$40 per car	No

Practices Adequacy:

Criteria #1: Collection is available at dates and times that are convenient to the public (evenings and weekends)

See table above.

Criteria #2: Collection locations and events are staffed by properly trained employees.

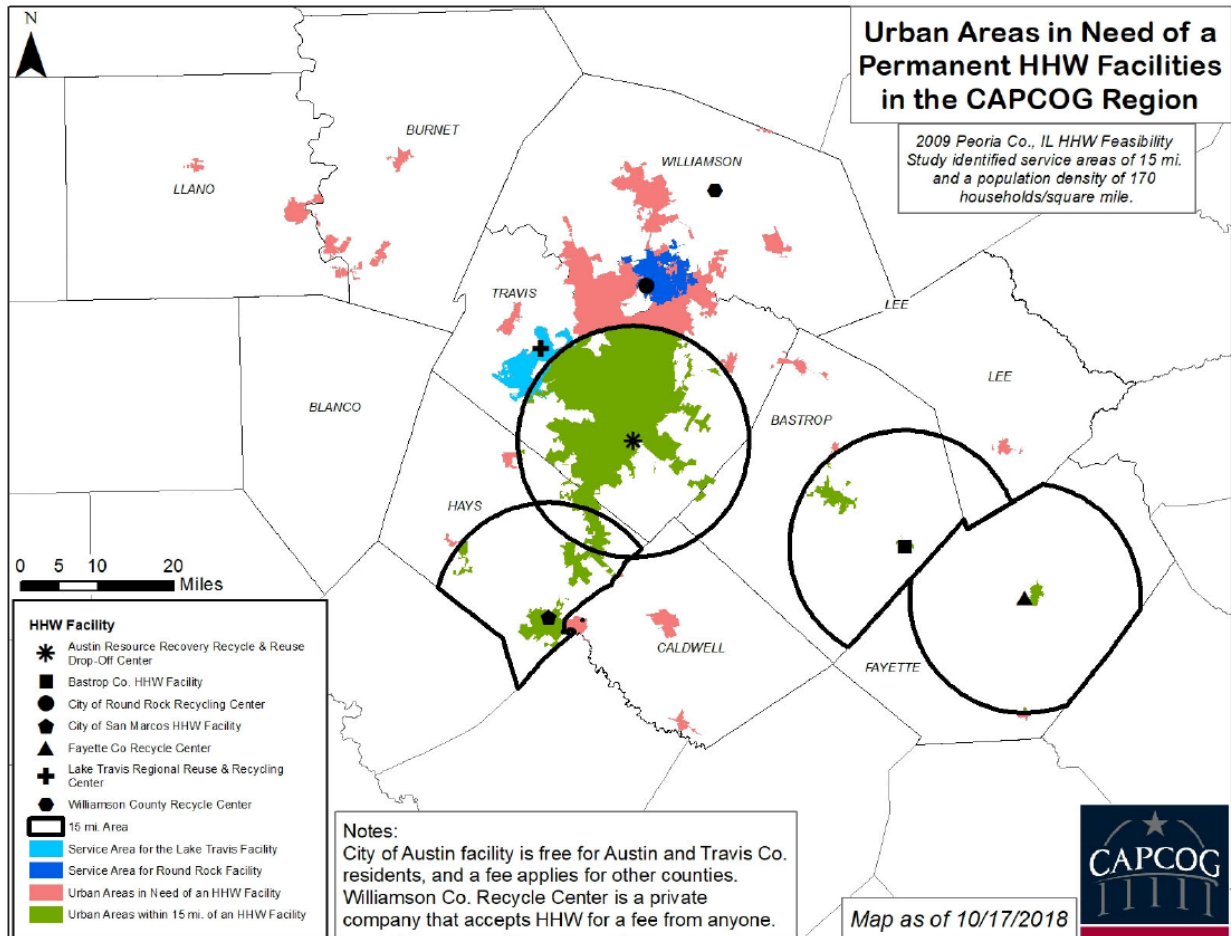
We are not sure of the qualifications of the employees that collect HHW at the facilities listed in the table above or that staff at the many HHW collection events held each year throughout the region. To help the permanent facilities in the region ensure they are using properly trained personnel to collect HHW CAPCOG hosted a HAZWOPER training in the summer of 2021 for employees of these facilities

using Solid Waste Grants funds. The plan is to continue to host these training as needed to ensure that all people in the region that handles HHW are properly trained.

Household Hazardous Waste Disposal

Facility Adequacy:

Criteria #1: Disposal locations and/or processing facilities are located conveniently to locations where HHW is collected.



There are no HHW final disposal location in the CAPCOG region. All HHW that is collected in the CAPCOG region is hauled to neighboring regions for final disposal.

Practices Adequacy:

Criteria #1: Collection facilities have agreements and contracts in place for disposal of materials collected.

The table below is meant to show who each HHW collection facility in the region contract with for HHW disposal.

Facility Name	Service Area	Disposal Contractor
Lakeway Reuse and Recycling Center	Residents of: Lakeway, The Hills, and Bee Cave Customers of: Hurst Creek MUD Lakeway MUD and WCID 17	Unknown
Bastrop County Household Hazardous Waste Facility	Residents of Bastrop County, Lee County, Smithville, and Bastrop	Unknown
Austin Recycle & Reuse Drop-Off Center	Residents of: Austin and Travis County	Unknown
City of San Marcos HHW Drop-Off Facility	Residents of: Hays County	Unknown
Fayette County Recycle Center	Residents of: Fayette County	Unknown
City of Round Rock Recycling Center	Residents of: City of Round Rock Non-residents are charged \$40 per car	Unknown

Criteria #2: Educational programs that focus on keeping HHW out of landfills and other less desirable disposal options.

In the CAPCOG region, local governments and private solid waste management organizations put effort into educating the public about household hazardous waste and the best practices when handling, storing and disposing of these products. Many conduct education and awareness campaigns with public service announcements through local media on best management practices for HHW materials. During special events held in the community, educational flyers and other materials are often distributed to the public. To continue to get the message out on best management practices for HHW, educational units can be offered in schools and other settings where learning is expected. It is also valuable to post educational signage at all solid waste collection locations that inform visitors of these best practices and their options for helping maintain these practices.

Attachment III.E.

Assessment of Source Reduction, Waste Minimization, Reuse & Recycling

Source Reduction and Waste Minimization Efforts

The efforts taken by the CAPCOG region to minimize waste and reduce the amount of waste generated at the source differ in the CAPCOG region by county and municipality. Some local governments in the region are very proactive in their efforts, while others are more willing to let residents, environmental protection organizations, and businesses lead these efforts. The region as a whole understands that source reduction and waste minimization efforts will benefit the region by reducing the need for new landfills and other waste processing facilities and decreasing the total cost of solid waste management in the region. Below we will go into some more detail on what is happening in each county.

Bastrop County

Source reduction and waste minimization efforts in Bastrop County focus on educating the public on what they can do to limit the waste they produce. These efforts are led by local governments, businesses, and non-profit organizations that work together to inform residents how to reduce the amount of waste they produce. These efforts are often made through media campaigns, community websites, and education and advocacy during special events conducted throughout the county.

Blanco County

Source reduction and waste minimization efforts in Blanco County focus on educating the public on what they can do to limit the waste they produce. These efforts are led by local governments, businesses, and non-profit organizations that work together to inform residents how to reduce the amount of waste they produce. These efforts are often made through media campaigns, community websites, and education and advocacy during special events conducted throughout the county.

Burnet County

Source reduction and waste minimization efforts in Burnet County focus on educating the public on what they can do to limit the waste they produce. These efforts are led by local governments, businesses, and non-profit organizations that work together to inform residents how to reduce the amount of waste they produce. These efforts are often made through media campaigns, community websites, and education and advocacy during special events conducted throughout the county.

Caldwell County

Source reduction and waste minimization efforts in Caldwell County focus on educating the public on what they can do to limit the waste they produce. These efforts are led by local governments, businesses, and non-profit organizations that work together to inform residents how to reduce the amount of waste they produce. These efforts are often made through media campaigns, community websites, and education and advocacy during special events conducted throughout the county.

Fayette County

Source reduction and waste minimization efforts in Fayette County focus on educating the public on what they can do to limit the waste they produce. These efforts are led by local governments, businesses, and non-profit organizations that work together to inform residents how to reduce the amount of waste they produce. These efforts are often made through media campaigns, community websites, and education and advocacy during special events conducted throughout the county.

Hays County

Source reduction and waste minimization efforts in Hays County focus on educating the public on what they can do to limit the waste they produce. These efforts are led by local governments, businesses, and non-profit organizations that work together to inform residents how to reduce the amount of waste they produce. These efforts are often made through media campaigns, community websites, and education and advocacy during special events conducted throughout the county.

Lee County

Source reduction and waste minimization efforts in Lee County focus on educating the public on what they can do to limit the waste they produce. These efforts are led by local governments, businesses, and non-profit organizations that work together to inform residents how to reduce the amount of waste they produce. These efforts are often made through media campaigns, community websites, and education and advocacy during special events conducted throughout the county.

Llano County

Source reduction and waste minimization efforts in Llano County focus on educating the public on what they can do to limit the waste they produce. These efforts are led by local governments, businesses, and non-profit organizations that work together to inform residents how to reduce the amount of waste they produce. These efforts are often made through media campaigns, community websites, and education and advocacy during special events conducted throughout the county.

Travis County

Source reduction and waste minimization efforts in Travis County have been spearheaded by the City of Austin and their goal of making Austin a zero-waste city by 2040. This goal has led to the most comprehensive and ambitious efforts by a community in the region to accomplish source reduction and waste minimization. Efforts by the city of Austin, which accounts for about half of the region's population, also impact source reduction and waste minimization in other communities in Travis and the other counties in the region.

One effort many in the region have embraced is having people bring reusable bags when doing their shopping. While an ordinance that prevented businesses from giving out single-use carryout bags was deemed unenforceable in 2018, many communities, residents, and businesses continue this practice. Some cities in Travis County have passed other ordinances to aid source reduction and waste minimization by implementing policies that require waste diversion by residents and organizations while performing activities that usually generate more waste.

Communities in Travis County have also been developing networks for sharing resources that are not regularly used. So, people do not have to purchase something new for a one-time use. An example of this is Austin Public Library's creation of a Tool Library.

Communities in Travis County are also focused on educating the public on things they can do to limit the waste they produce. These efforts are led by local governments, businesses, and non-profit organizations that work together to inform residents how to reduce the amount of waste they produce. These efforts are often made through media campaigns, community websites, and education and advocacy during special events conducted throughout the county. Some of these efforts include:

- Offering repair education classes online

- In-person Fix-it clinics
- Themed campaigns on reuse, repair, and reduction for holidays and other special events
- Individualized assistance to businesses that provide infrastructure to reduce waste (reuse industry, repair industry, rental platforms, other related technology solutions),
- Partnerships with outside organizations to target specific segments of the waste stream.

Williamson County

Source reduction and waste minimization efforts in Williamson County focus on educating the public on what they can do to limit the waste they produce. These efforts are led by local governments, businesses, and non-profit organizations that work together to inform residents how to reduce the amount of waste they produce. These efforts are often made through media campaigns, community websites, and education and advocacy during special events conducted throughout the county.

Effort to Reuse or Recycle Waste

All ten counties in the CAPCOG region make an effort to promote and facilitate reuse or recycling of waste. These efforts vary from county to county and are usually different for people that live in cities compared to those that live outside the cities' limits. For people living in cities most have curbside recycling for traditionally recyclable materials (paper, plastic, glass, and metal) and those that do not have convenient access (within 15 miles) to recycling center where they can drop-off their recyclables. Residents in the CAPCOG region that do not live in cities either have to use a drop-off center or subscribe to recycling service from a private organization on their own. In many counties individually subscribing to recycling services is the only convenient way for residents to recycle. Only Fayette and Lee Counties have convenient drop-off location for all of their non-city residents.

Below we will go into more detail on the recycling and reuse efforts conducted by each county.

Bastrop County

Communities in Bastrop County do a lot to encourage and facilitate reuse and recycling by residents and businesses in the county. Local government, private industry, and non-profit organizations put a lot of effort into educating the public about available options and proper procedures for reusing or recycling items that are commonly just thrown away.

In most of Bastrop County residents are required to subscribe to recycling services through a private hauler to access convenient recycling services. There are no convenient drop-off facilities located in Bastrop County that are available to non-city residents. While a small portion in the southwest part of the county can conveniently access a drop-off facility located in southeast Travis County. As for the cities in Bastrop County, Bastrop and Elgin offer curbside recycling collection, while Smithville has a recycling drop-off center for its residents. Recently the county has worked to create a permanent HHW facility to give residents a better option for recycling or disposing of these materials. The facility also has a reuse center for household products that are dropped off in good condition.

Blanco County

Communities in Blanco County do a lot to encourage and facilitate reuse and recycling by residents and businesses in the county. Local government, private industry, and non-profit organizations put a lot of effort into educating the public about available options and proper procedures for reusing or recycling items that are commonly just thrown away.

The southern part of Blanco County has two locations where recyclables can be dropped off. One serves only residents of Johnson City and the other is available to all county residents providing a convenient place for residents of southern Blanco County to take their recyclables. Residents in northern Blanco County need to subscribe to recycling services through a private hauler to access convenient recycling services. Blanco and Round Mountain offer curbside collection of recyclables to their residents.

Burnet County

Communities in Burnet County do a lot to encourage and facilitate reuse and recycling by residents and businesses in the county. Local government, private industry, and non-profit organizations put a lot of effort into educating the public about available options and proper procedures for reusing or recycling items that are commonly just thrown away.

Cities in Burnet County provide curbside collection of recyclables to their residents. The city of Bertram also has a recycling drop-off location for residents of the city. However, there are no convenient drop-off locations for residents not living in cities meaning they need to subscribe to recycling services through a private hauler to access convenient recycling services. Burnet County is in the process of opening its first permanent HHW drop-off location that will allow residents an option for recycling these types of waste in the near future.

Caldwell County

Communities in Caldwell County do a lot to encourage and facilitate reuse and recycling by residents and businesses in the county. Local government, private industry, and non-profit organizations put a lot of effort into educating the public about available options and proper procedures for reusing or recycling items that are commonly just thrown away.

Cities in Caldwell County provide curbside collection of recyclables to their residents. The city of Lockhart also has a recycling drop-off location for residents of the city. While there are no recycling drop-off locations in Caldwell County that are accessible to non-city residents, there is a facility in southeast Travis County that is convenient for residents that live in the northwest corner of the county.

Fayette County

Communities in Fayette County do a lot to encourage and facilitate reuse and recycling by residents and businesses in the county. Local government, private industry, and non-profit organizations put a lot of effort into educating the public about available options and proper procedures for reusing or recycling items that are commonly just thrown away.

Fayette County has developed a network of recycling drop-off locations throughout the county so that all residents have access to a convenient recycling option. The county's cities all offer curbside collection for their residents. The county also offers HHW to be dropped off at a centralized location in La Grange.

Hays County

Communities in Hays County do a lot to encourage and facilitate reuse and recycling by residents and businesses in the county. Local government, private industry, and non-profit organizations put a lot of effort into educating the public about available options and proper procedures for reusing or recycling items that are commonly just thrown away.

Strategic efforts by Hays County have allowed it to provide convenient recycling drop-off locations to all residents but those living in a small area in the southeast corner of the county. Cities in Hays County offer curbside collection of recyclables and San Marcos also provides curbside collection organic waste to its residents. The HHW facility located in San Marcos offer a disposal option for this type of waste to all residents in the county.

Lee County

Communities in Lee County do a lot to encourage and facilitate reuse and recycling by residents and businesses in the county. Local government, private industry, and non-profit organizations put a lot of effort into educating the public about available options and proper procedures for reusing or recycling items that are commonly just thrown away.

Lee County has developed a network of recycling drop-off location throughout the county so that all residents have access to a convenient recycling option. The county's cities all offer curbside collection for their residents. Lee County has partnered with Bastrop County to provide its residents with an HHW drop-off option located in Smithville.

Llano County

Communities in Llano County do a lot to encourage and facilitate reuse and recycling by residents and businesses in the county. Local government, private industry, and non-profit organizations put a lot of effort into educating the public about available options and proper procedures for reusing or recycling items that are commonly just thrown away.

There are no convenient recycling drop-off locations for residents not living in cities in Llano County meaning they need to subscribe to recycling services through a private hauler to access convenient recycling services. The cities of Horseshoe Bay and Llano both have recycling drop-off facilities for residents of those cities.

Travis County

Communities in Blanco County do a lot to encourage and facilitate reuse and recycling by residents and businesses in the county. Local government, private industry, and non-profit organizations put a lot of effort into educating the public about available options and proper procedures for reusing or recycling items that are commonly just thrown away.

Cities in Travis County offer curbside collection of recycling for their residents and the cities of Austin and Sunset Valley also provide curbside collection for organic materials as well. The cities of Austin and Pflugerville also provide recycling drop-off locations for their residents. Non-city residents living in southeast corner of the county have access to a convenient recycling drop-off location in Creedmoor, but all other non-city residents need to subscribe to recycling services through a private hauler to access convenient recycling services. The city of Austin also has a HHW drop-off location that allows residents of Travis County a option for disposing of these materials. The facility is located in southeast Austin making the location much more convenient for residents in southern and eastern Travis County.

Williamson County

Communities in Williamson County do a lot to encourage and facilitate reuse and recycling by residents and businesses in the county. Local government, private industry, and non-profit organizations put a lot

of effort into educating the public about available options and proper procedures for reusing or recycling items that are commonly just thrown away.

Cities in Williamson County offer curbside collection of recycling for their residents and the City of Leander offers curbside collection of organic materials as well. The cities of Round Rock and Georgetown also have recycling drop-off locations for residents of those cities. The county also has a recycling drop-off facility located just north of Hutto near the county's landfill. This facility provides residents in central Williamson County convenient access to recycling, but not have more location leaves residents living on the western and eastern edges of the county with the need to subscribe to recycling services through a private hauler to access convenient recycling services.

Attachment III.H. Public and Private Solid Waste Management Agencies and Responsibilities

Public Agencies

Counties – are responsible for collection, transportation, and disposal of solid waste as outlined in Chapters 361 and 364 of the Texas Health and Safety Code

Bastrop County	Caldwell County	Hays County	Llano County	Travis County
Lee County	Fayette County	Blanco County	Burnet County	Williamson County

Municipalities – are responsible for waste generation, source separation, resource recovery, waste collection, and solid waste disposal as outlined in Chapters 361 and 363 of the Texas Health and Safety Code

City of Bastrop	City of Elgin	City of Smithville	City of Blanco	City of Johnson City	Town of Round Mountain
City of Bertram	City of Burnet	City of Cottonwood Shores	City of Double Horn	City of Granite Shoals	City of Highland Haven
City of Marble Falls	City of Meadowlakes	City of Lockhart	City of Luling	City of Martindale	City of Carmine
City of Fayetteville	City of Flatonia	City of La Grange	Town of Round Top	City of Schulenburg	City of Buda
City of Dripping Springs	City of Kyle	City of Mountain City	City of Niederwald	City of San Marcos	City of Uhland
City of Wimberley	City of Woodcreek	City of Giddings	City of Lexington	City of Horseshoe Bay	City of Llano
City of Sunrise Beach Village	City of Austin	City of Bee Cave	Village of Briarcliff	City of Creedmoor	City of Jonestown
City of Lago Vista	City of Lakeway	City of Manor	City of Mustang Ridge	City of Pflugerville	Village of Point Venture
City of Rollingwood	Village of San Leanna	City of Sunset Valley	Village of The Hills	Village of Volente	Village of Webberville
City of West Lake Hills	City of Bartlett	City of Cedar Park	City of Coupland	City of Florence	City of Georgetown
City of Granger	City of Hutto	City of Jarrell	City of Leander	City of Liberty Hill	City of Round Rock
City of Taylor	City of Thrall	City of Weir			

Municipal Utility Districts (MUDS) – are responsible for wastewater treatment and the resulting sludge. They can also contract with waste services on behalf of their residents and can play a hand in waste collections, source separation, and resource recovery depending on the contracted services.

Anderson Mill MUD	Hurst Creek MUD (no waste services)	Lost Creek MUD	Shady Hollow MUD (no waste services)	Williamson County MUD #9/ Vista Oaks MUD	
-------------------	--	----------------	---	--	--

School Districts – are responsible for providing education on individual’s responsibilities in solid waste management, waste generations, source separation, and resource recovery, through recycling efforts and purchasing decisions.

Austin ISD	Bartlett ISD	Bastrop ISD	Blanco ISD	Coupland ISD	Del Valle ISD
Dime Box ISD	Dripping Springs ISD	Eanse ISD	Elgin ISD	Fayetteville ISD	Flatonia ISD
Florence ISD	Fredericksburg ISD	Georgetown ISD	Giddings ISD	Granger ISD	Hays Consolidated ISD
Hutto ISD	Jarrell ISD	Johnson City ISD	LaGrange ISD	Lago Vista ISD	Lake Travis ISD
Leander ISD	Lexington ISD	Liberty Hill ISD	Llano ISD	Lockhart ISD	Manor ISD
Marble Falls ISD	McDade ISD	Pflugerville ISD	Prairie Lea ISD	Round Rock ISD	Round Top-Carmine ISD
San Marcos Consolidated ISD	Schulenburg ISD	Smithville ISD	Taylor ISD	Thorndale ISD	Thrall ISD
Wimberly ISD					

Colleges and Universities – are responsible for waste generations, source separation, waste collection and resource recovery, through recycling efforts and purchasing decisions. They also provide education on an individual’s solid waste management responsibilities.

Austin Community College	Huston-Tillotson College	St Edward’s University	Texas State University	University of Texas	Southwestern University
-----------------------------	-----------------------------	---------------------------	---------------------------	---------------------	----------------------------

State and Regional Agencies – there are a number of state and regional agencies in the CAPCOG region with differing solid waste management responsibilities.

Texas Commission on Environmental Quality (TCEQ) – *regulate solid waste management in the State of Texas. Provides resources, education and assistance to ensure the best solid waste management practices are implemented throughout Texas.*

Texas Department of Transportation – *promotes and encourages resource recovery by using recycled materials in their projects. Take care of Texas Program.*

Texas Parks and Wildlife – *is responsible for solid waste collections, source separation, resource recovery, and solid waste disposal in parks and natural areas across the State of Texas. Also responsible for educating the public on the importance of proper solid waste management to those park and natural areas.*

Texas Senate and House of Representatives – *legislates the policies and laws that govern solid waste management in Texas.*

Lower Colorado River Authority – *is responsible for solid waste collection/clean up and disposal to prevent the pollution of the lower Colorado River.*

Pedernales Electric Cooperative – *is responsible for solid waste collection and disposal from the rights-of-way and easements for their power lines.*

Private Agencies

Non-profit Organizations – there are a number of non-profits in the CAPCOG region that fill many different roles in solid waste management.

Compost Advisory Council – *is responsible for advancing compost manufacturing, compost utilization, and organics recycling.*

Ecology Action – *is responsible for landfill diversion and zero waste awareness through education, research and demonstration, and preservation and advocacy.*

Goodwill Computer Works – *is responsible for providing a marketplace for electronics reuse.*

Keep Texas Beautiful and Local Affiliates – *are responsible for education and outreach to citizens on environmental issue (illegal dumping and recycling), and hosting community clean ups*

The Meadows Center for Water and the Environment – *is responsible for research, leadership, education and stewardship to help people understand and embrace the value of water and the environment.*

Plum Creek Watershed Partnership – *is responsible for ensuring a safe, clean, and healthy stream by working to boost awareness of water resource issues and protect and restore water quality in the Plum Creek Watershed.*

State of Texas Alliance for Recycling (STAR) – *is responsible for advancing recycling through partnerships, education, and advocacy.*

Texas Alliance of Groundwater Districts – *is responsible for supporting Texas groundwater conservation districts in the development of programs for the management, conservation, protection, and development of groundwater.*

Texas Association of School Boards – *is responsible for promoting educational excellence for Texas schoolchildren through advocacy, visionary leadership, and high-quality services to school districts.*

Texas Campaign for the Environment – is responsible for fighting pollution through sustained grassroots organizing campaigns that shift corporate and governmental policy.

Cooperative Teamwork and Recycling Assistance (CTRA) – is responsible for resource recovery, by providing cooperative marketing, technical assistance and recycling education.

Private Industry Organizations – there a number of private industry organizations in the CAPCOG region that fill many different roles in solid waste management.

Austin Valuation Consultants, Ltd. – is responsible for appraisal, consultation, litigation support, and expert witness testimony specializing in environmentally contaminated properties.

Austin Wood Recycling – is responsible for land clearing, grinding, hauling, tractor mowing, and landscaping products, as well as marketing and selling products made from recycled wood and other materials.

Balcones Resources – is responsible for: Recycling services: carts for collections, recycling dumpsters, compactor and baling services, event recycling, waste audits. Shredding services: on- and off-site shredding services, on- and off-site product destruction, purge and event services, drop-off services. Recovering resources through recycling, document and product destruction, and alternative energy. Diverting materials from landfills to recycling programs.

Banester Engineering Consultants, Ltd. – is responsible for engineering and consulting (civil engineering, land surveying, hydrology, landscape architecture, land planning, and MEP design services).

Billy Jack's Construction – is responsible for excavation and septic tank installation.

BoxFreeThinking – is responsible for strategic planning and economic analysis.

Central Waste & Recycling – is responsible for: waste hauling and recycling; roll-off and bins for residential and commercial customers; recycling assistance.

CG Environmental – is responsible for environmental consulting specifically environmental assessments, environmental remediation, storage tank services, regulatory compliance, Phase I & II ESA, emergency response, field services, and waste management.

Circa Recycling (E-Recycling) – is responsible for electronics recycling and recycling pickups/transport.

Cleanearth – is responsible for: Industrial waste services: Transportation and disposal (end dumps, roll-offs, vacuum boxes, sludge boxes, vacuum tankers, tank wagons, macro boxes, flat beds); IT asset management and disposition; Recycling kits for specific materials; Manufacturing and industrial waste management; Retail waste services (hazardous waste management, pharmaceutical waste management, waste characterization, regulatory notification, training programs, data management, regulatory reporting, 24/7 emergency response); Technical waste services.

Commercial Metals Inc. – is responsible for metal recycling by buying, selling and managing scrap metal.

Garden Ville/Texas Organic Products – is responsible for organic recycling/diversion from landfill and is a marketplace for recycled organics.

GlassAG (Pescador Ventures LLC) – is responsible for glass recycling, glass processing and market development.

Global Electric Electronic Processing – is responsible for providing means for safe, secure reuse and recycling of waste electric and electronic equipment, and investment recovery for businesses to maximize the management of IT assets.

Global Fiberglass Solutions – is responsible for fiberglass recycling, on-site material collection, end-of-life cycle tracking software/system, certified decommissioning of materials.

Green Garbology by LIL Corporation – is responsible for: Commercial solid waste management; Trash flow analysis; Garbage chute sanitization and maintenance; Cart tippers; Trash compactors; Power pushers; Refurbish cans/bins/carts; Linen chutes; Odor neutralization; Compliance inspections; and Bailers.

Green Guy Recycling – is responsible for Roll-Off Dumpster Service for all sort of materials, commercial and residential demolition and disposal, scrap metal pick-up, scrap vehicle hauling, recyclable drop-off center for City of San Marcos.

Hill Country Recycling – is responsible for: Metal recycling, buying and selling; Roll-offs and transport of recyclables.

Junk Buster – is responsible for removal and hauling of junk/waste that is donated and recycled when possible.

Knox-Woollard – is responsible for engineering, accounting, research, and management services.

LG Law Firm – is responsible for environmental law.

Lone Star Waste – is responsible for trash hauling.

Lone Star Disposal – is responsible for: Waste collection: front load dumpsters, roll-offs, roll-off compactors, recycling, hauling and processing waste from LEED certified projects; Landfill (type IV); Transfer station.

NewGen Strategies & Solutions – is responsible for consulting on financial and operations planning, feasibility studies, and operational reviews.

Organics by Gosh – is responsible for organic recycling, food waste collection, de-packaging, soil management and product/market development for recycled organic material.

Owens Consulting, LLC – is responsible for: Solid waste management training and certification; Consulting services: ESA Phase I & II, waste profiling/characterization, SDS Chemical Inventory, SWPPP & SPCC Plans.

Progressive Waste Solutions – is responsible for: Commercial services: roll-off dumpster rentals, commercial trash compaction, waste collection, dumpster rentals, recycling, paper shredding; Residential services: garbage collection, recycling, yard waste removal, dumpster rentals; Landfills and Transfer Stations: landfills, transfer stations, special waste disposal, MRFs, renewable energy facilities, green waste processing and composting, HHW, e-waste, wood waste processing; Industrial and Manufacturing Waste Disposal, portable toilets

PSC (Stericycle) – is responsible for collection and disposal of regulated medical waste (Sharps, Regulated Medical Waste, Pharmaceutical Waste, Pathological, Trace Chemotherapy).

R3eWaste – is responsible for electronics reuse and recycling (collection, processing, and disposal/resale).

RBRC – is responsible for rechargeable battery and cell phone recycling (Call2Recycle).

Recon Services, Inc. – is responsible for: Site development and stabilization (site preparation and ground improvement); Environmental remediation (stabilization, removal action, cap and cell construction, coal combustion residuals, groundwater controls, groundwater treatment, chemical oxidation, bioremediation, sediments, treatability center); Mine reclamation, Geotechnical construction (soil modification, groundwater controls, deep foundations); Decommissioning and Demolition.

Reliable Tire Disposal – is responsible for used and scrap tire collection and disposal.

Republic Services – is responsible for: Residential services: trash pickup/collections, dumpster rentals, recycling pickup; Business services: trash and recycling pickup/collection, dumpster rentals, compactor rentals, national services, special waste management.

River City Roll Offs – is responsible for C&D waste collection, transport, and disposal.

Robert Howard and Associates – is responsible for management consulting specializing in community development, economic development, public policy, and biomedical research.

Texas Disposal Systems (TDS) - is responsible for: Business waste processing and collection services: roll-off dumpsters, portable restrooms, restaurant solutions, disaster relief, event solutions, builder/C&D solutions, landscape solutions, oil field solutions, metals recycling, apartment/multi-family residence waste services; Residential Disposal: curbside collection, residential dumpsters, rural home pick-up, citizen convenience center, disaster relief; Processing facilities: landfilling, recycling services, Material Recovery Facility (MRF), commercial composting, metals recycling, concrete recycling.

TFR Enterprises – is responsible for disaster response to include debris management, removal, reduction, recycling, structural repair, and disposal services.

TRI Recycling, Inc. – is responsible for single stream/commingled recycling, confidential document destruction, LEED/green building, construction waste management for multi-family properties, commercial office buildings, HOAs, commercial printers, construction sites, special events using carts, dumpsters, roll-offs, and compactors.

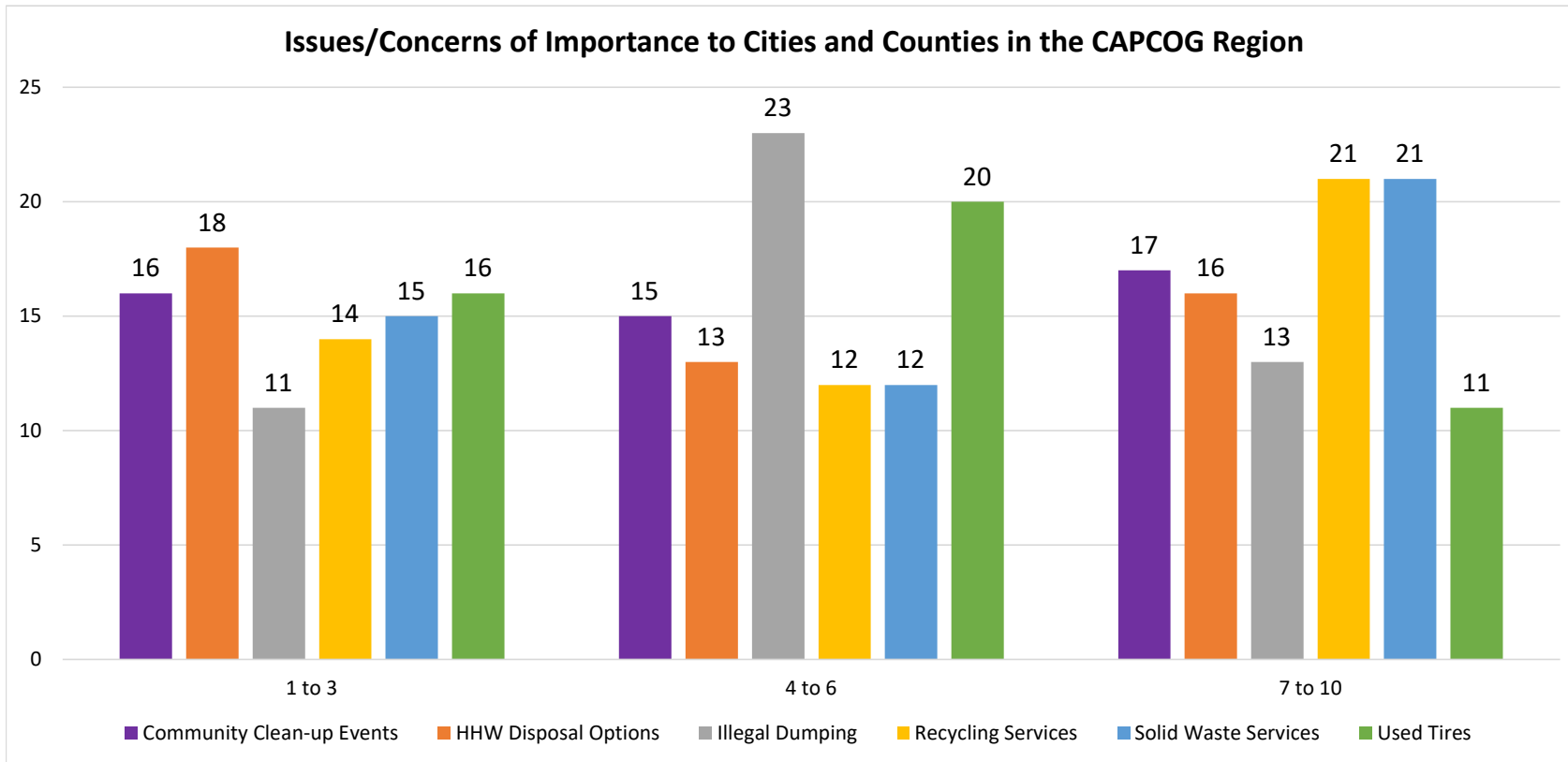
Waste Connections – is responsible for: Commercial services: dumpster services, roll-offs, organic waste, waste removal; Residential services: garbage collection, recycling collection, bulk item pickup, dumpster rentals; Landfill operation and management.

Waste Management – is responsible for: Home services: waste and recycling pickup; dumpsters (Bagster); dumpster rental; large item pickup; bulbs, batteries and electronics; common hazardous waste; service for municipalities, HOAs, property management; Service for Business: waste and recycling pickup; roll-off dumpster rentals; business waste compactors; special waste; national accounts; sustainability services; electronics recycling; portable toilets, materials marketing, Universal Waste Recycling by Mail, industrial waste processing, hazardous waste, waste transportation logistics.

Workers Defense Project – is responsible for improving working conditions through employment and legal services, organizing, and the Better Builder Program.

Attachment III.I.I. Solid Waste Management Concern Analysis - Regional

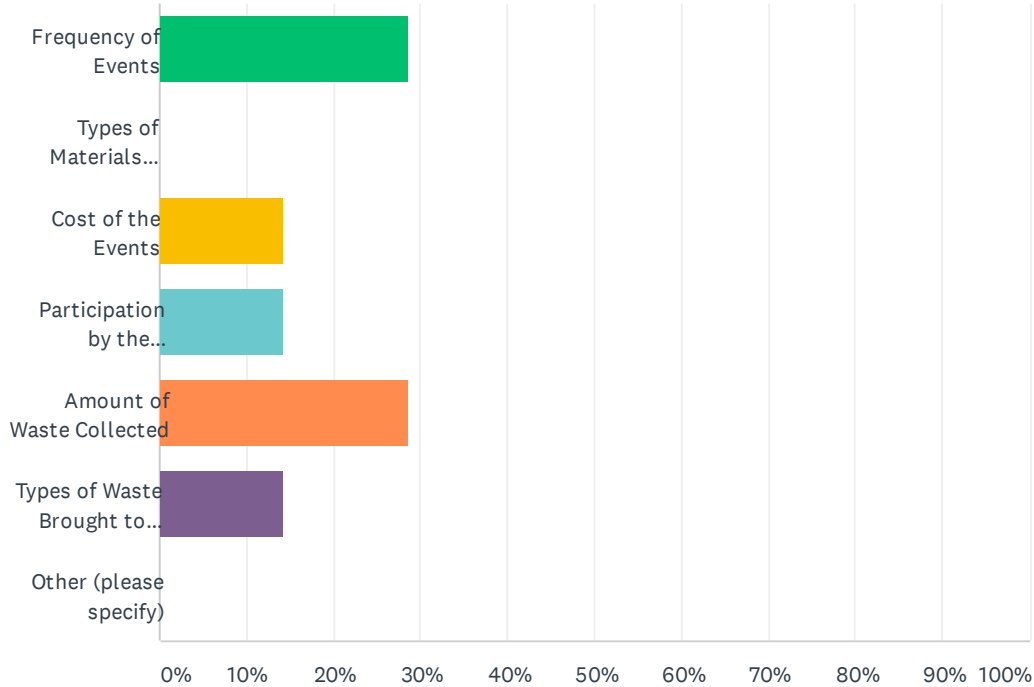
		Community Clean-up Events	Household Hazardous Waste (HHW) Disposal Options	Illegal Dumping	Recycling Services	Solid Waste Services	Used Tires	Population Used
Entire Region	Average	5.29	4.75	5.19	5.45	5.51	4.65	2,235,695
County Totals w/ Cities	Average	5.82	5.26	5.39	5.55	5.53	5.30	NA
	Pop. Weighted Average	5.19	4.50	5.21	5.39	5.53	4.29	2,235,695
Cities	Average	5.15	4.33	4.77	5.10	5.41	4.23	NA
	Pop. Weighted Average	4.79	4.06	4.82	4.61	4.90	4.54	1,669,291
Only Counties	Non-City/Response Pop.	3.85	5.41	4.91	4.75	5.44	4.74	656,892
	Non-City Pop. Weighted	3.85	5.29	4.89	4.88	5.44	4.98	566,404
	Average	5.89	6.56	7.00	6.89	6.44	6.44	NA



Community Collection Events

Q2 Priority #1

Answered: 7 Skipped: 1



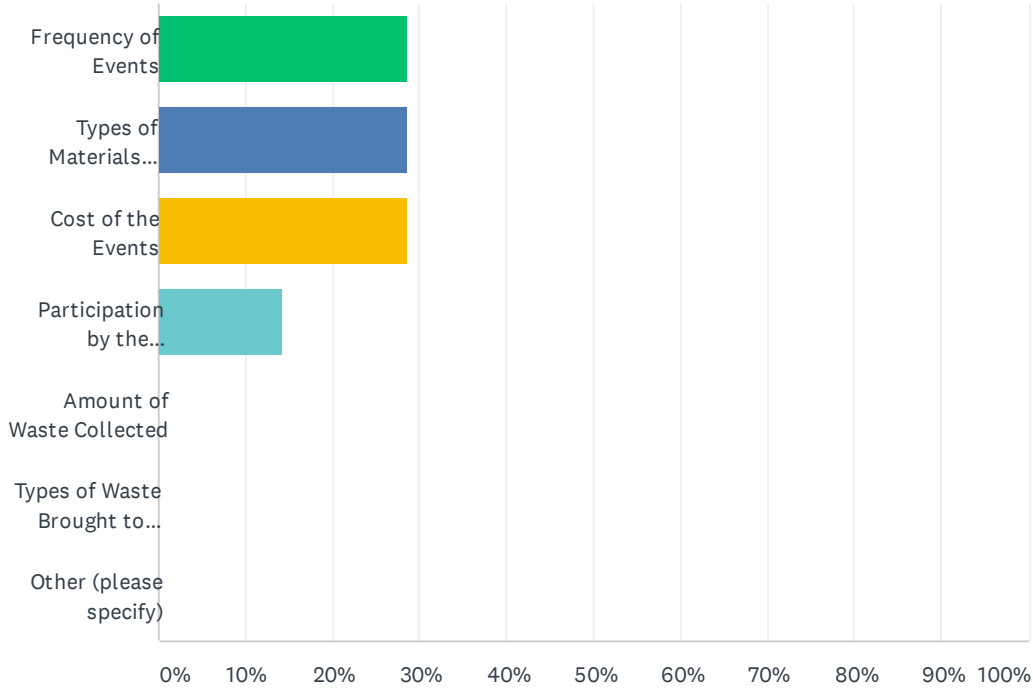
ANSWER CHOICES	RESPONSES
Frequency of Events	28.57% 2
Types of Materials Collected	0.00% 0
Cost of the Events	14.29% 1
Participation by the Community	14.29% 1
Amount of Waste Collected	28.57% 2
Types of Waste Brought to Events	14.29% 1
Other (please specify)	0.00% 0
TOTAL	7

#	OTHER (PLEASE SPECIFY)	DATE
	There are no responses.	

Community Collection Events

Q3 Priority #2

Answered: 7 Skipped: 1

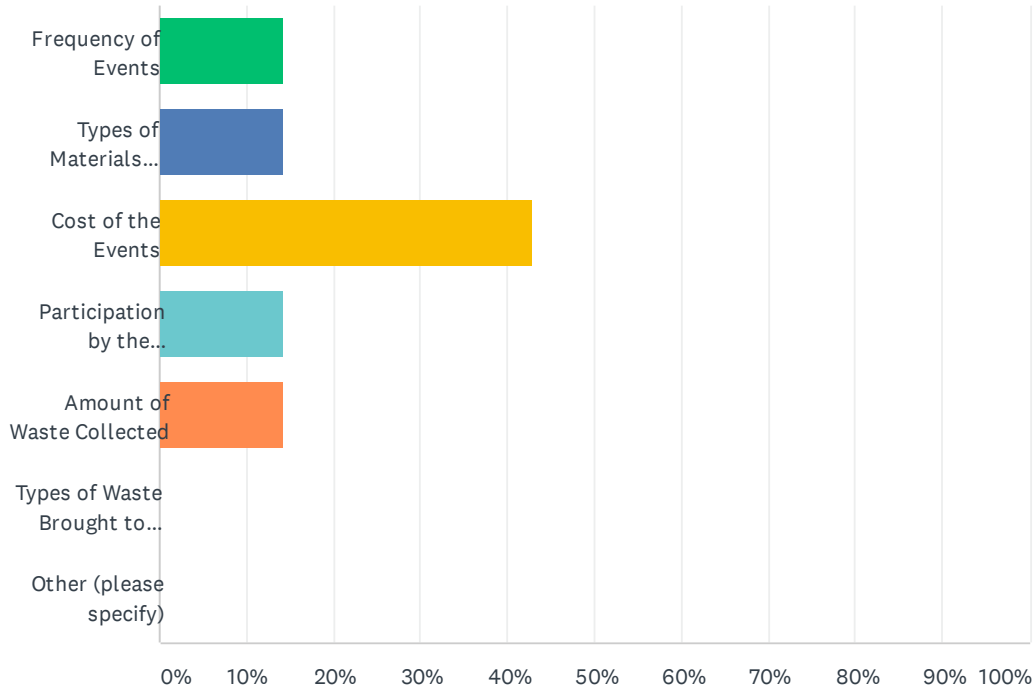


ANSWER CHOICES	RESPONSES
Frequency of Events	28.57% 2
Types of Materials Collected	28.57% 2
Cost of the Events	28.57% 2
Participation by the Community	14.29% 1
Amount of Waste Collected	0.00% 0
Types of Waste Brought to Events	0.00% 0
Other (please specify)	0.00% 0
TOTAL	7

#	OTHER (PLEASE SPECIFY)	DATE
	There are no responses.	

Community Collection Events Q4 Priority #3

Answered: 7 Skipped: 1



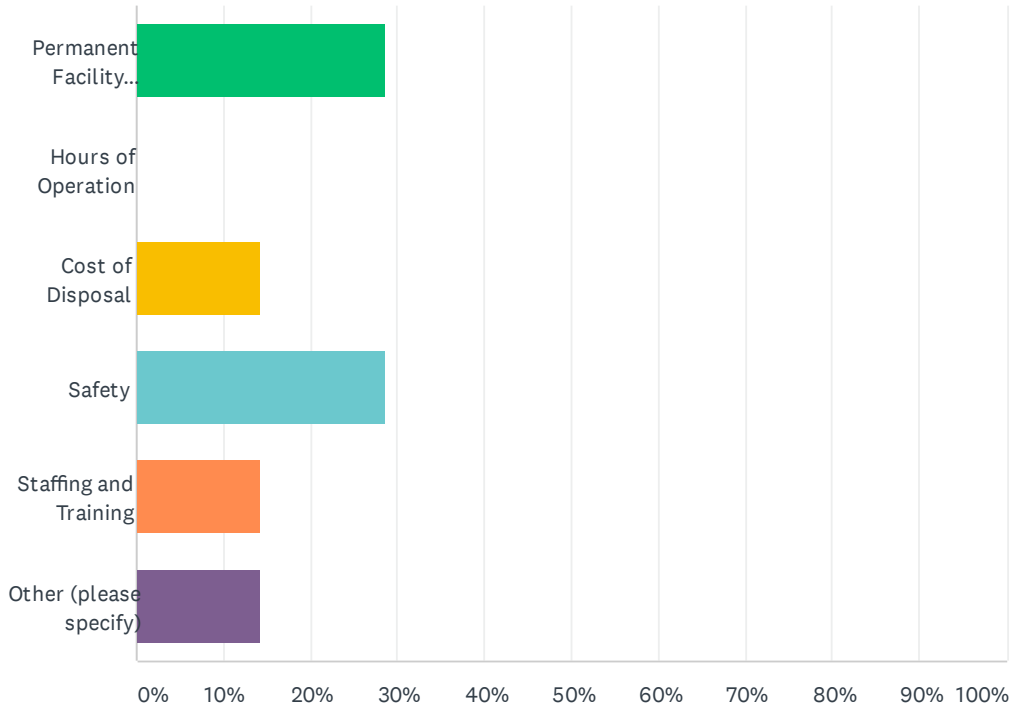
ANSWER CHOICES	RESPONSES	
Frequency of Events	14.29%	1
Types of Materials Collected	14.29%	1
Cost of the Events	42.86%	3
Participation by the Community	14.29%	1
Amount of Waste Collected	14.29%	1
Types of Waste Brought to Events	0.00%	0
Other (please specify)	0.00%	0
TOTAL		7

#	OTHER (PLEASE SPECIFY)	DATE
	There are no responses.	

HHW Disposal Options

Q5 Priority #1

Answered: 7 Skipped: 1

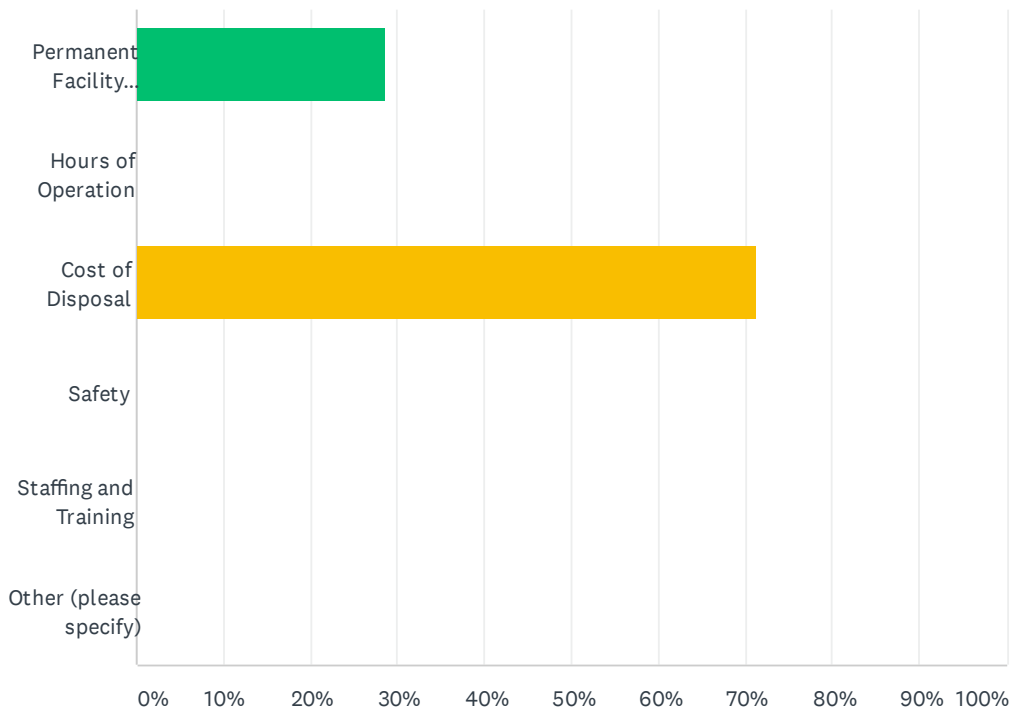


ANSWER CHOICES	RESPONSES
Permanent Facility Locations	28.57% 2
Hours of Operation	0.00% 0
Cost of Disposal	14.29% 1
Safety	28.57% 2
Staffing and Training	14.29% 1
Other (please specify)	14.29% 1
TOTAL	7

#	OTHER (PLEASE SPECIFY)	DATE
1	Participation of citizens in the Bastrop Facility	5/20/2021 9:31 AM

HHW Disposal Options Q6 Priority #2

Answered: 7 Skipped: 1

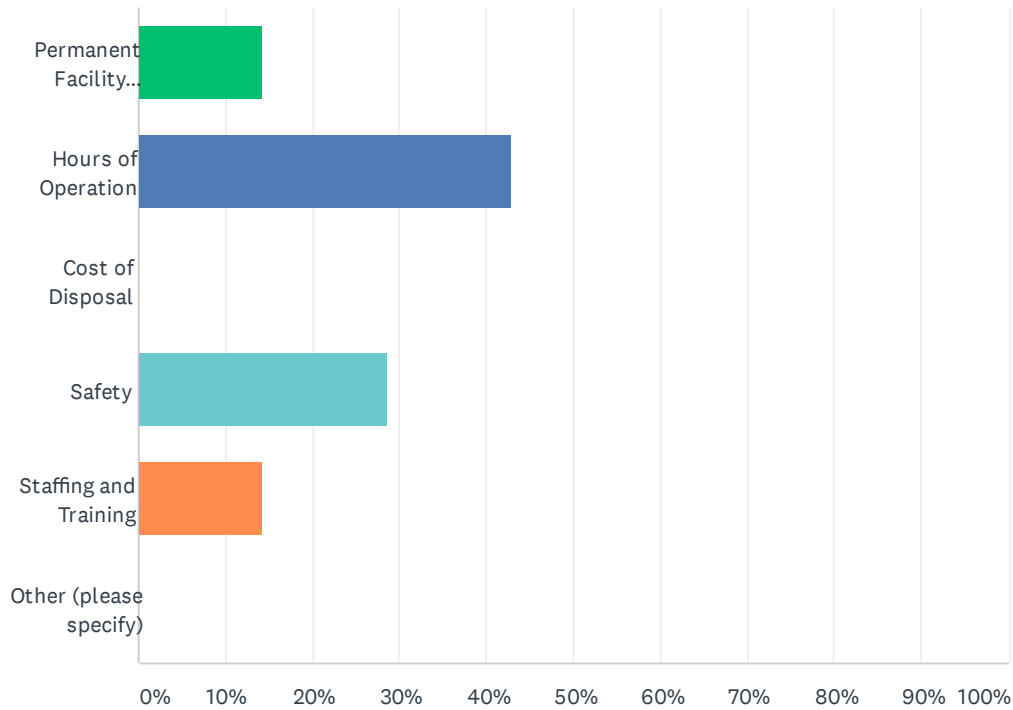


ANSWER CHOICES	RESPONSES
Permanent Facility Locations	28.57% 2
Hours of Operation	0.00% 0
Cost of Disposal	71.43% 5
Safety	0.00% 0
Staffing and Training	0.00% 0
Other (please specify)	0.00% 0
TOTAL	7

#	OTHER (PLEASE SPECIFY)	DATE
	There are no responses.	

HHW Disposal Options Q7 Priority #3

Answered: 7 Skipped: 1

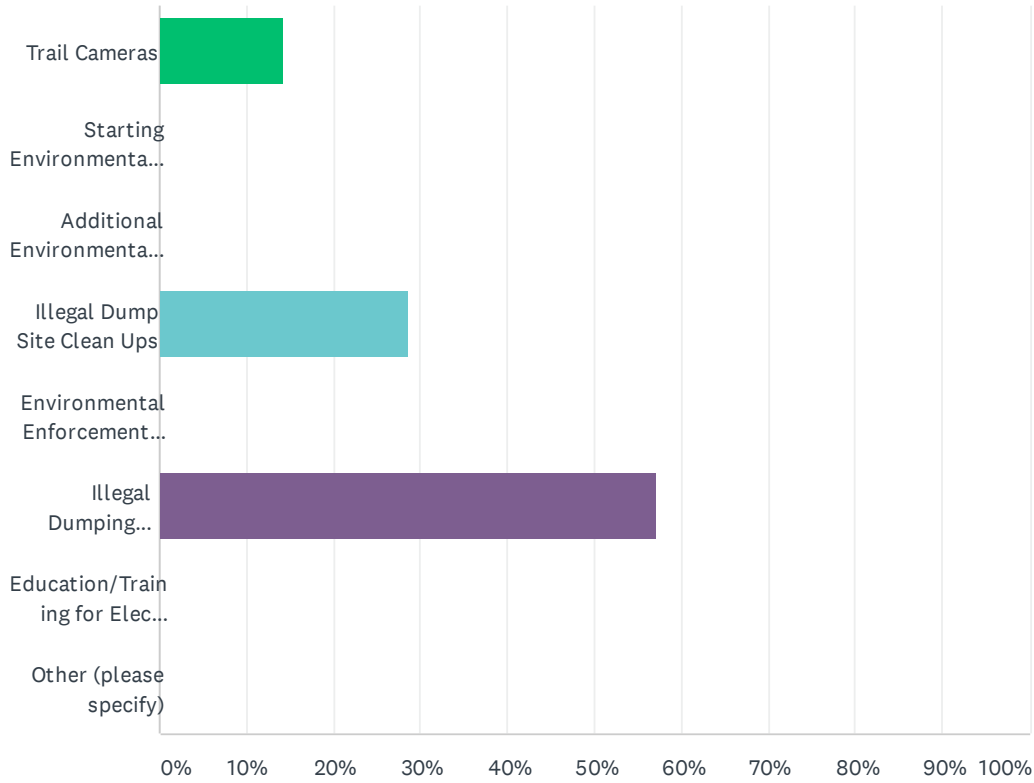


ANSWER CHOICES	RESPONSES
Permanent Facility Locations	14.29% 1
Hours of Operation	42.86% 3
Cost of Disposal	0.00% 0
Safety	28.57% 2
Staffing and Training	14.29% 1
Other (please specify)	0.00% 0
TOTAL	7

#	OTHER (PLEASE SPECIFY)	DATE
	There are no responses.	

Illegal Dumping Q8 Priority #1

Answered: 7 Skipped: 1

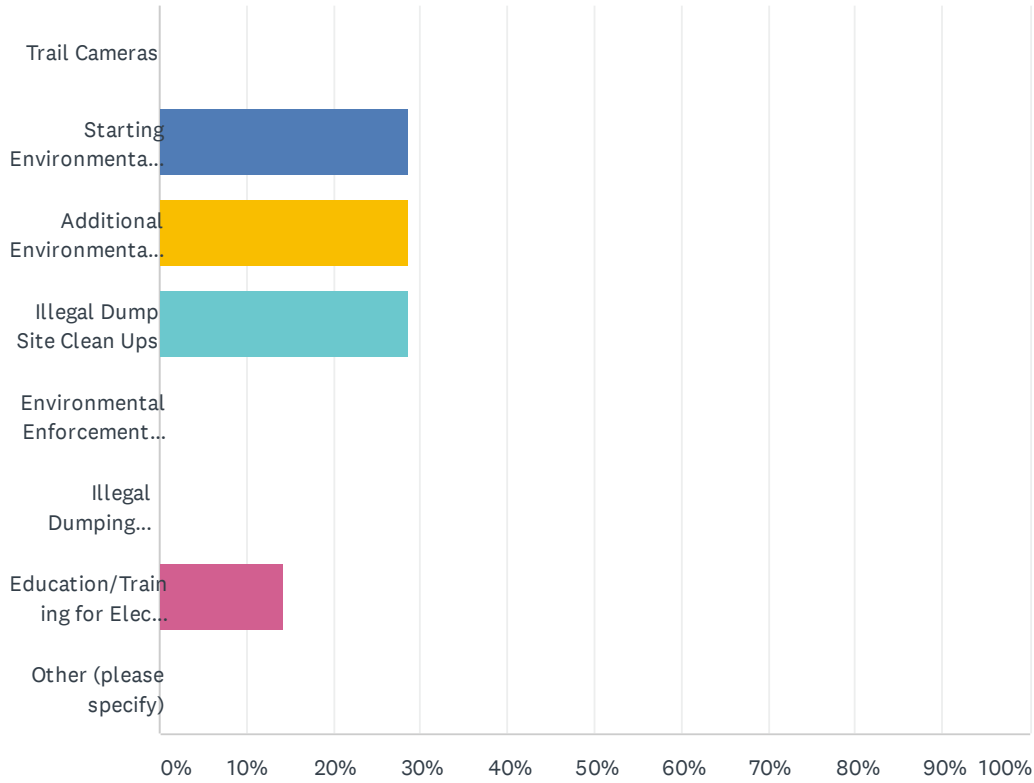


ANSWER CHOICES	RESPONSES
Trail Cameras	14.29% 1
Starting Environmental Enforcement Programs	0.00% 0
Additional Environmental Enforcement Staff	0.00% 0
Illegal Dump Site Clean Ups	28.57% 2
Environmental Enforcement Training	0.00% 0
Illegal Dumping Awareness Campaigns	57.14% 4
Education/Training for Elected Officials and Courts	0.00% 0
Other (please specify)	0.00% 0
TOTAL	7

#	OTHER (PLEASE SPECIFY)	DATE
	There are no responses.	

Illegal Dumping Q9 Priority #2

Answered: 7 Skipped: 1

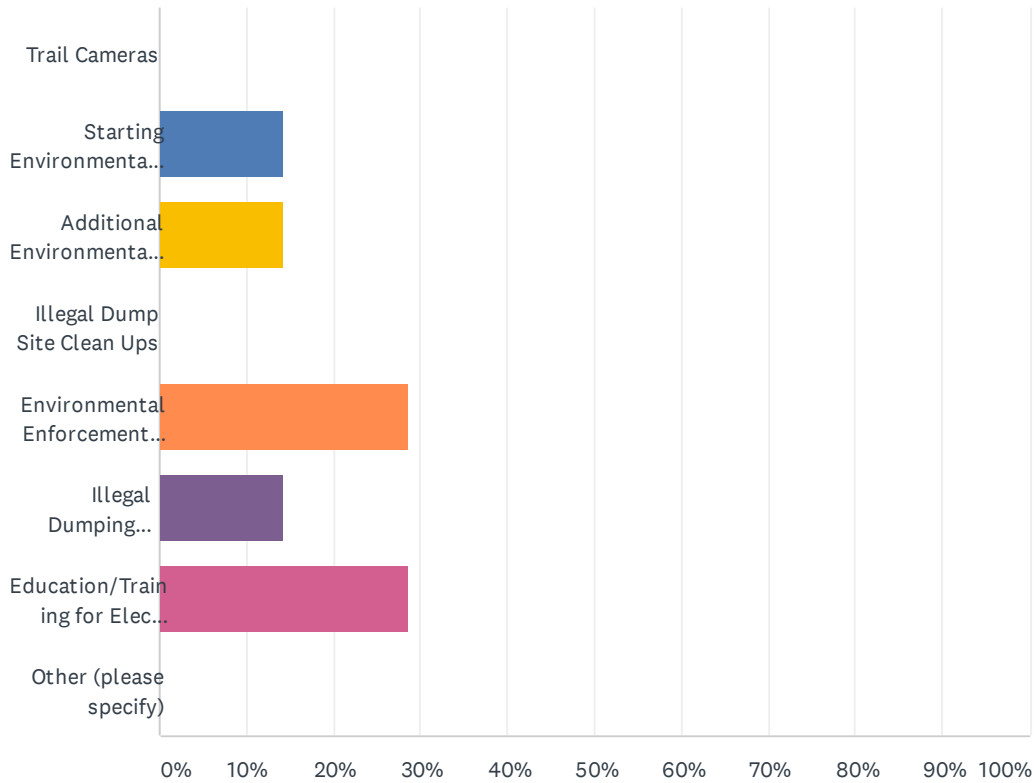


ANSWER CHOICES	RESPONSES
Trail Cameras	0.00% 0
Starting Environmental Enforcement Programs	28.57% 2
Additional Environmental Enforcement Staff	28.57% 2
Illegal Dump Site Clean Ups	28.57% 2
Environmental Enforcement Training	0.00% 0
Illegal Dumping Awareness Campaigns	0.00% 0
Education/Training for Elected Officials and Courts	14.29% 1
Other (please specify)	0.00% 0
TOTAL	7

#	OTHER (PLEASE SPECIFY)	DATE
	There are no responses.	

Illegal Dumping Q10 Priority #3

Answered: 7 Skipped: 1

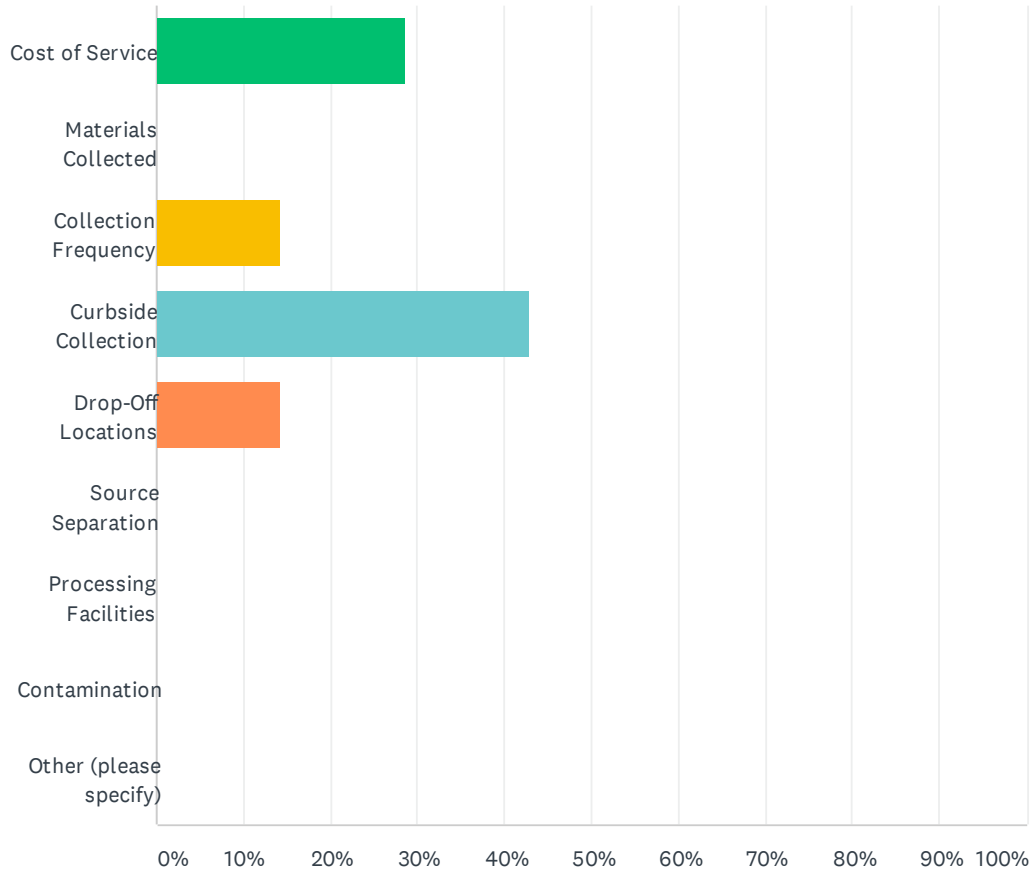


ANSWER CHOICES	RESPONSES
Trail Cameras	0.00% 0
Starting Environmental Enforcement Programs	14.29% 1
Additional Environmental Enforcement Staff	14.29% 1
Illegal Dump Site Clean Ups	0.00% 0
Environmental Enforcement Training	28.57% 2
Illegal Dumping Awareness Campaigns	14.29% 1
Education/Training for Elected Officials and Courts	28.57% 2
Other (please specify)	0.00% 0
TOTAL	7

#	OTHER (PLEASE SPECIFY)	DATE
	There are no responses.	

Recycling Services Q11 Priority #1

Answered: 7 Skipped: 1

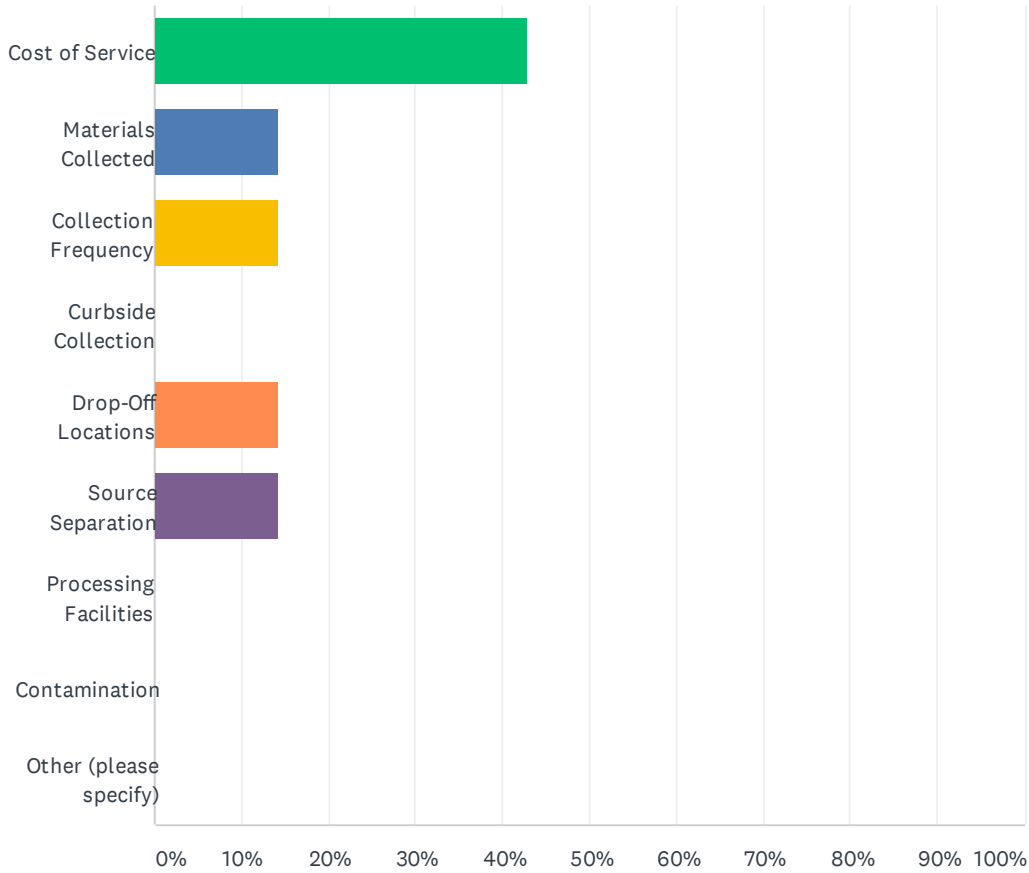


ANSWER CHOICES	RESPONSES
Cost of Service	28.57% 2
Materials Collected	0.00% 0
Collection Frequency	14.29% 1
Curbside Collection	42.86% 3
Drop-Off Locations	14.29% 1
Source Separation	0.00% 0
Processing Facilities	0.00% 0
Contamination	0.00% 0
Other (please specify)	0.00% 0
TOTAL	7

#	OTHER (PLEASE SPECIFY)	DATE
	There are no responses.	

Recycling Services Q12 Priority #2

Answered: 7 Skipped: 1

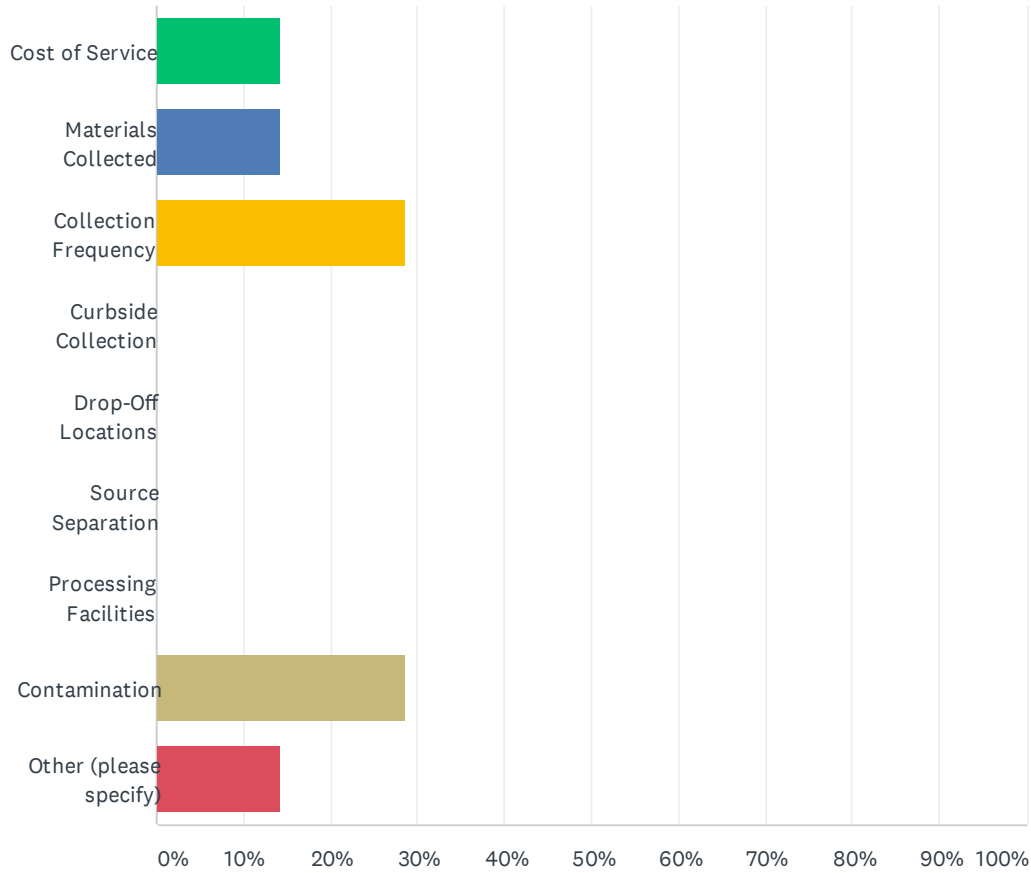


ANSWER CHOICES	RESPONSES
Cost of Service	42.86% 3
Materials Collected	14.29% 1
Collection Frequency	14.29% 1
Curbside Collection	0.00% 0
Drop-Off Locations	14.29% 1
Source Separation	14.29% 1
Processing Facilities	0.00% 0
Contamination	0.00% 0
Other (please specify)	0.00% 0
TOTAL	7

#	OTHER (PLEASE SPECIFY)	DATE
	There are no responses.	

Recycling Services Q13 Priority #3

Answered: 7 Skipped: 1

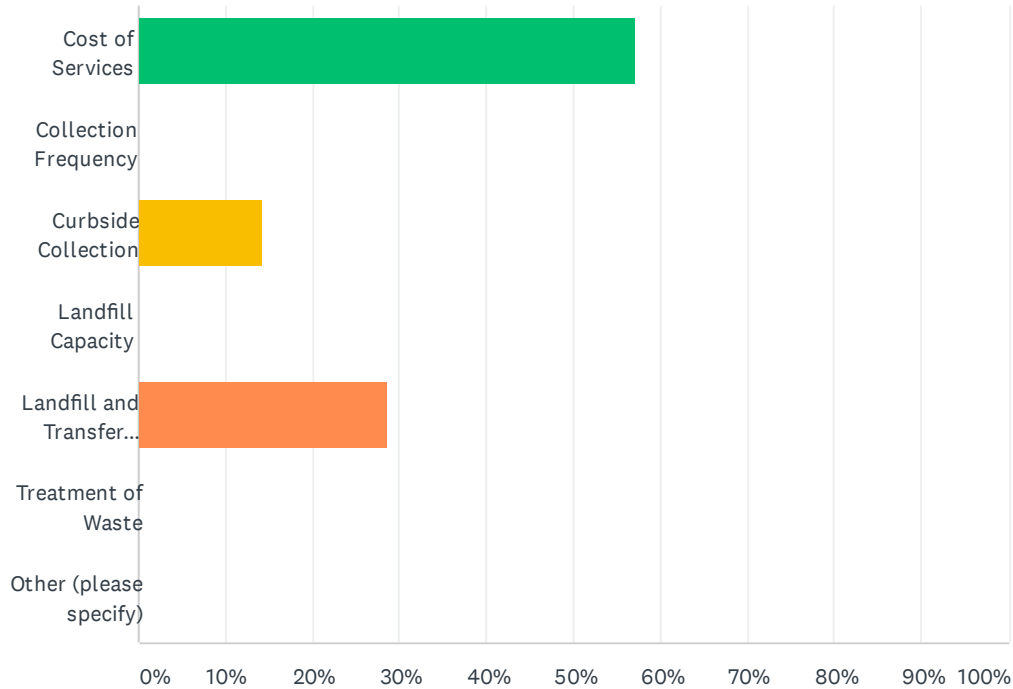


ANSWER CHOICES	RESPONSES
Cost of Service	14.29% 1
Materials Collected	14.29% 1
Collection Frequency	28.57% 2
Curbside Collection	0.00% 0
Drop-Off Locations	0.00% 0
Source Separation	0.00% 0
Processing Facilities	0.00% 0
Contamination	28.57% 2
Other (please specify)	14.29% 1
TOTAL	7

#	OTHER (PLEASE SPECIFY)	DATE
1	Citizen education about how to best utilize facility	5/20/2021 9:13 AM

Solid Waste Services Q14 Priority #1

Answered: 7 Skipped: 1

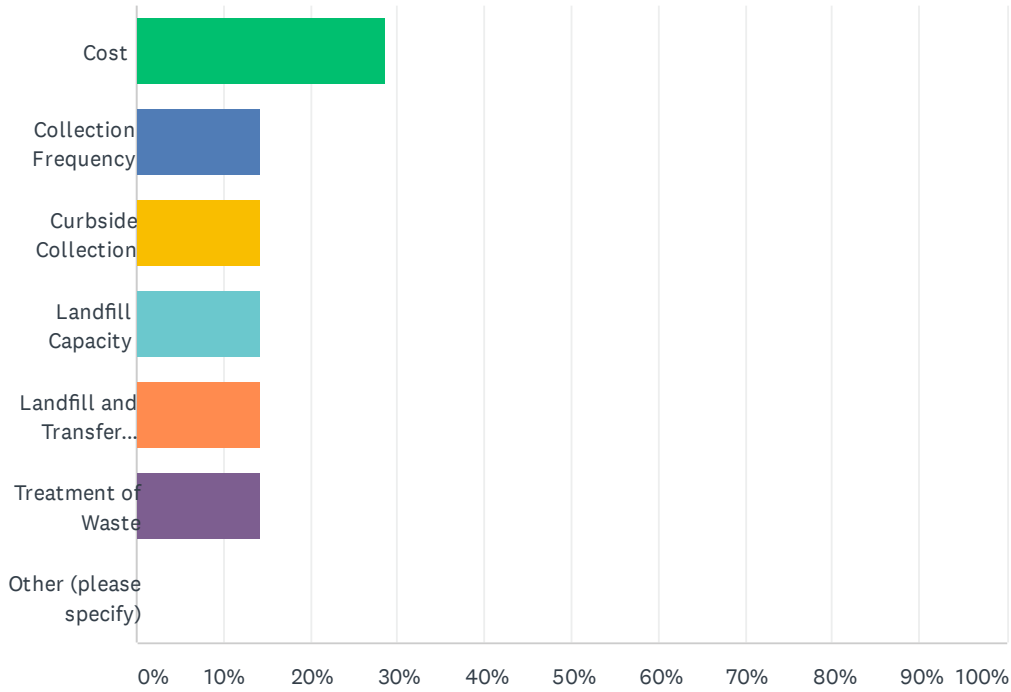


ANSWER CHOICES	RESPONSES	
Cost of Services	57.14%	4
Collection Frequency	0.00%	0
Curbside Collection	14.29%	1
Landfill Capacity	0.00%	0
Landfill and Transfer Station Locations	28.57%	2
Treatment of Waste	0.00%	0
Other (please specify)	0.00%	0
TOTAL		7

#	OTHER (PLEASE SPECIFY)	DATE
	There are no responses.	

Solid Waste Services Q15 Priority #2

Answered: 7 Skipped: 1

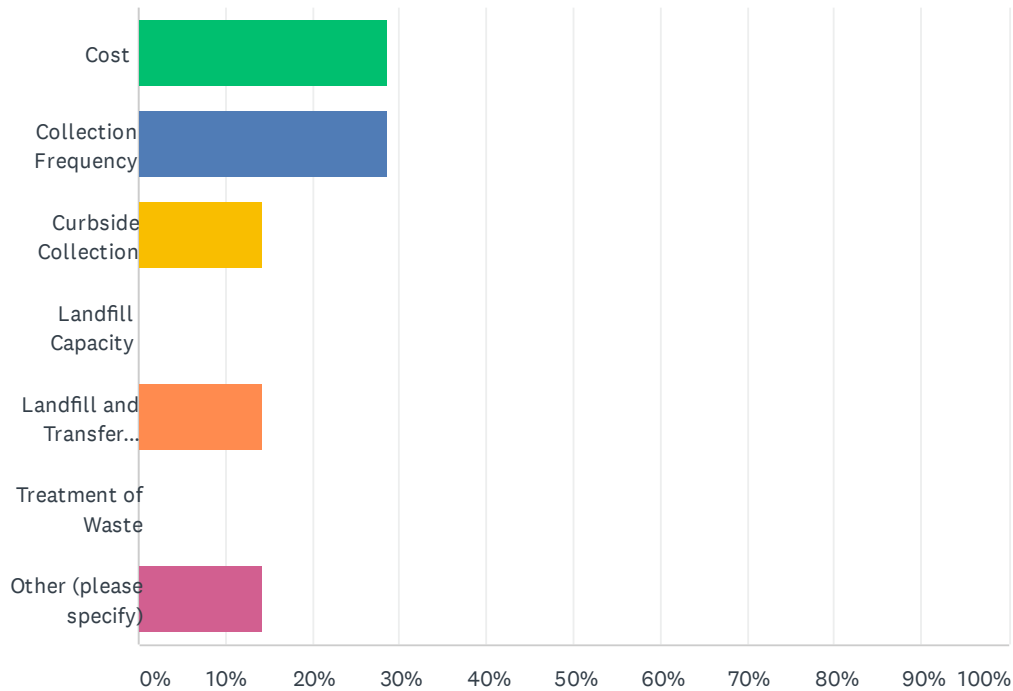


ANSWER CHOICES	RESPONSES
Cost	28.57% 2
Collection Frequency	14.29% 1
Curbside Collection	14.29% 1
Landfill Capacity	14.29% 1
Landfill and Transfer Station Locations	14.29% 1
Treatment of Waste	14.29% 1
Other (please specify)	0.00% 0
TOTAL	7

#	OTHER (PLEASE SPECIFY)	DATE
	There are no responses.	

Solid Waste Services Q16 Priority #3

Answered: 7 Skipped: 1

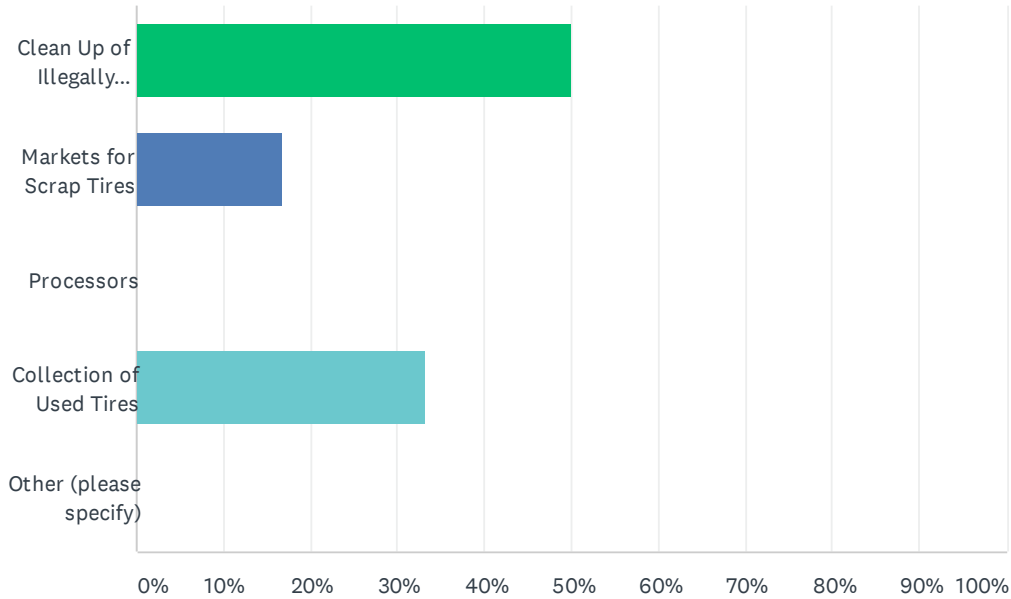


ANSWER CHOICES	RESPONSES
Cost	28.57% 2
Collection Frequency	28.57% 2
Curbside Collection	14.29% 1
Landfill Capacity	0.00% 0
Landfill and Transfer Station Locations	14.29% 1
Treatment of Waste	0.00% 0
Other (please specify)	14.29% 1
TOTAL	7

#	OTHER (PLEASE SPECIFY)	DATE
1	Increased opportunities for solid waste diversion	5/20/2021 9:31 AM

Used Tires
Q17 Priority #1

Answered: 6 Skipped: 2

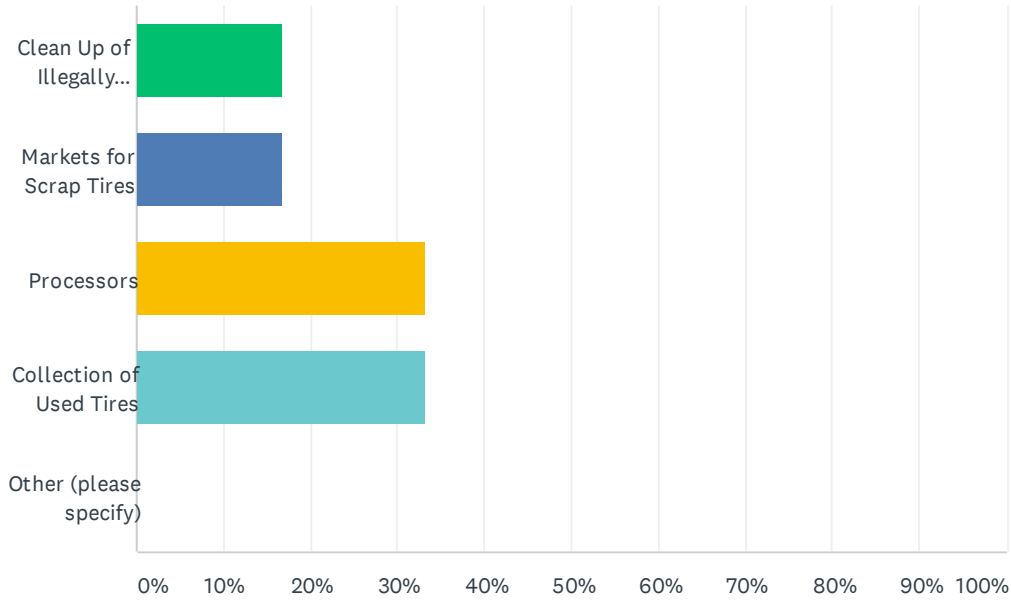


ANSWER CHOICES	RESPONSES	
Clean Up of Illegally Dumped Tires	50.00%	3
Markets for Scrap Tires	16.67%	1
Processors	0.00%	0
Collection of Used Tires	33.33%	2
Other (please specify)	0.00%	0
TOTAL		6

#	OTHER (PLEASE SPECIFY)	DATE
	There are no responses.	

Used Tires Q18 Priority #2

Answered: 6 Skipped: 2

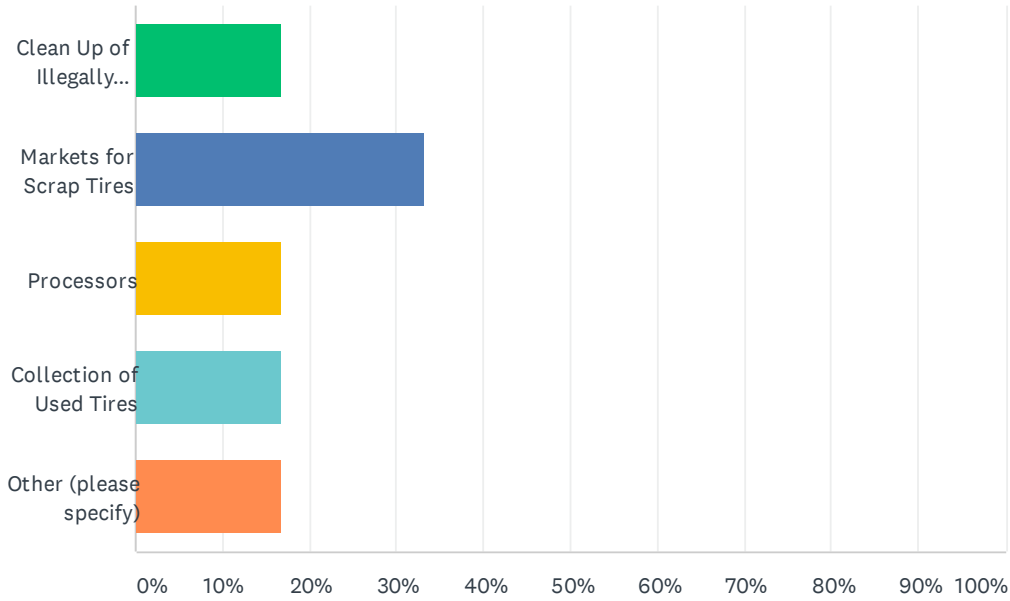


ANSWER CHOICES	RESPONSES
Clean Up of Illegally Dumped Tires	16.67% 1
Markets for Scrap Tires	16.67% 1
Processors	33.33% 2
Collection of Used Tires	33.33% 2
Other (please specify)	0.00% 0
TOTAL	6

#	OTHER (PLEASE SPECIFY)	DATE
	There are no responses.	

Used Tires
Q19 Priority #3

Answered: 6 Skipped: 2



ANSWER CHOICES	RESPONSES
Clean Up of Illegally Dumped Tires	16.67% 1
Markets for Scrap Tires	33.33% 2
Processors	16.67% 1
Collection of Used Tires	16.67% 1
Other (please specify)	16.67% 1
TOTAL	6

#	OTHER (PLEASE SPECIFY)	DATE
1	Participation in the Capital Area Regional Environmental Task Force	5/20/2021 9:31 AM

Attachment III.O. Procedures for Conformance Review

Procedure for Conformance Review of Facility Applications

Introduction

The Texas Commission on Environmental Quality (TCEQ) requires that all municipal solid waste (MSW) facilities proposed for siting in the CAPCOG region conform to CAPCOG's Regional Solid Waste Management Plan (RSWMP). (Texas Health and Safety Code §363.066; 30 TAC §330.635.) TCEQ's permitting procedures state that it is the responsibility of the applicant to demonstrate conformance with the RSWMP. (30 TAC §330.61(p)).

CAPCOG, with the assistance of the Solid Waste Advisory Committee (SWAC), will review permit and registration applications filed with the TCEQ to assess their conformance to the RSWMP. All applicants must complete the Solid Waste Plan Conformance Checklist, which CAPCOG will furnish, that contains questions tracking the Regional Goals and Objectives, which includes land use compatibility and local community concerns. The CAPCOG's findings and recommendations will be submitted to the TCEQ to assist it in considering the permit or registration application.

The need for, or lack of need for, a particular facility will not be a factor in the application conformance review. The importation and exportation of waste from one political subdivision into another will not be prohibited. (30 TAC §330.563(a)(4).) If a county or city has a landfill siting ordinance in place, designating the proposed site as suitable for a landfill, the RSWMP will not contradict it.

The SWAC will solicit comments from individuals, organizations, and local governments located within the proposed facility's impact area when considering the application.

The review for conformance with the RSWMP will include the consideration of any applicable local plans.

Voluntary Pre-Application Review

A potential permit or registration applicant may request a meeting with the CAPCOG staff to discuss a proposed application, its conformance with the RSWMP and steps that may be taken to meet the region's solid waste planning goals. Staff will provide a copy of the RSWMP and the Solid Waste Conformance Checklist, review plans submitted by the applicant for a proposed facility and explain the review process. This pre-application meeting is recommended but not required.

Request for Review of MSW Facility Application

Applicants may request a conformance review of their permit or registration application by submitting the following information to the CAPCOG:

1. A copy of the Application submitted to the TCEQ for Permit or Registration, Parts 1 & 2.
2. The completed Solid Waste Plan Conformance Checklist (available upon request from CAPCOG) with attached documentation if required. The applicant must complete the checklist to the best of his or her ability to demonstrate how the proposed facility will help in promoting the goals and objectives of the RSWMP. CAPCOG's Solid Waste Program Coordinator will return an incomplete Checklist to the applicant with a written explanation of its deficiencies. The applicant may resubmit the checklist when all the deficiencies are corrected
3. A cover letter with contact information for the applicant, the applicant's engineer and the TCEQ staff person to whom all review-related correspondence should be sent. Contact information should include name, phone and fax numbers, mailing address and email address if available.
4. Any additional information the applicant wishes to provide to facilitate the SWAC review process.

A request for permit or registration application review must be submitted to:

Capital Area Council of Governments
Attn: Solid Waste Program Coordinator
6800 Burleson Road, Bldg 310, Ste 165
Austin, Texas 78744

Conformance review takes a *minimum* of 60 days from submission of a complete application to CAPCOG.

SWAC Review and Report

The SWAC review will not begin until the Solid Waste Program Coordinator receives the complete application, including the Checklist. Once the complete application has been received, the Solid Waste Program Coordinator will confirm its receipt in writing to the applicant and notify the applicant of the SWAC meeting date to review the application. The applicant is strongly encouraged to attend the SWAC meeting.

The SWAC will consider whether the proposed facility conforms to the RSWMP and submit its findings and recommendations to the CAPCOG Executive Committee.

A SWAC member who has a financial interest in the applicant for a solid waste permit or registration, or who will benefit financially from SWAC's decision on the application, shall disclose the nature of the interest or benefit or both to permit determination of whether the member has a conflict of interest with respect to

voting on the application. (For example, if the SWAC is considering the permit application for a MSW landfill, a SWAC member who represents a MSW landfill has a conflict of interest.) If, following disclosure, a SWAC member is unsure whether the interest or benefit poses a conflict of interest, the SWAC shall determine the issue and the member shall abide by the SWAC's determination. If there is a conflict of interest, the member may participate in discussion of the application, but may not vote on whether or not the application conforms to the RSWMP. The member is counted in determining the existence of a quorum, but a vote cast in violation of this paragraph is not counted.

The SWAC will recommend to CAPCOG's Executive Committee one of the following three conformance determinations:

1. The permit or registration conforms to the RSWMP and either
 - a) CAPCOG recommends approval of the permit or registration.
 - b) CAPCOG recommends approval with specific conditions attached.

2. The permit or registration does not conform to the RSWMP and either
 - a) CAPCOG recommends denial of the permit or registration
 - b) CAPCOG recommends withholding approval until specified deficiencies are corrected.

3. CAPCOG lacks sufficient information to make a qualified conformance determination.

Executive Committee Action on SWAC Report

The CAPCOG Solid Waste Program Coordinator will submit the SWAC's written report to the CAPCOG Executive Director within 15 business days following the meeting at which it was adopted by the SWAC. Upon receipt of the SWAC report, the Executive Director will submit the report for consideration at the next regularly scheduled meeting of the Executive Committee. Within 10 business days following the Executive Committee meeting at which action was taken on the report, the Executive Director will transmit the Executive Committee's findings and recommendations on the report to the TCEQ with a copy to the applicant.

The CAPCOG does not approve or deny applications. Rather, it provides a means for the TCEQ to obtain qualified opinions from local governments in the affected region.

CAPITAL AREA COUNCIL OF GOVERNMENTS REGIONAL SOLID WASTE MANAGEMENT PLAN CONFORMANCE REVIEW CHECKLIST

Adopted by CAPCOG Executive Committee January 12, 2005

Revised by CAPCOG Executive Committee on August 8, 2018

The Texas Commission on Environmental Quality (TCEQ) requires that all municipal solid waste (MSW) facilities proposed for siting in the CAPCOG region conform to CAPCOG's Regional Solid Waste Management Plan (RSWMP). (Texas Health and Safety Code §363.066; 30 TAC §330.635.) It is the responsibility of the applicant to demonstrate conformance to the RSWMP.

CAPCOG, with the assistance of its Solid Waste Advisory Committee (SWAC), will review permit and registration applications filed with the TCEQ to determine their conformance to the RSWMP. All applicants must complete this Solid Waste Plan Conformance Checklist, and submit it to CAPCOG as described in Volume II of the RSWMP, to assist CAPCOG in making this determination.

The applicant's representative must complete the Checklist to demonstrate how the proposed facility will help in promoting the goals and objectives of the RSWMP. CAPCOG's Solid Waste Program Coordinator will return an incomplete Checklist to the applicant with a written explanation of its deficiencies. The applicant may resubmit the Checklist when all the deficiencies are corrected. As required under 30 TAC §330.57(e)(2), the applicant must submit any amendments to parts I or II of application to CAPCOG. If the applicant amends parts I or II of the application, the applicant must also submit an updated conformance review checklist with a cover letter explaining the changes. Failure to provide amended applications and checklists may be grounds for a non-conformance determination by CAPCOG.

If you need additional space to answer a Checklist question, or the question requires an attachment, attach letter-size continuation sheets, reduce or fold attachments to letter size if possible, and insert each continuation sheet and attachment following the Checklist page it supplements. Include the Checklist question number on the continuation sheet and attachment, and number the sheets in sequence—for example, the continuation sheets answering a question on Checklist page 3 should be numbered 3-1, 3-2, etc. The grade sheet that the SWAC will use to evaluate your responses to the Checklist is attached for your information.

Submit the completed Checklist to Ken May, Regional Programs Coordinator at kmay@capcog.org and Suzanne Zaloga, Administrative Assistant at szaloga@capcog.org.

In order to review Volumes I and II of CAPCOG's RSWMP, local MSW facility siting ordinances, and CAPCOG's model local MSW facility siting ordinance, which includes recommended set-back distances between MSW facilities and various sensitive features, please visit: <http://www.capcog.org/divisions/community-economic-development#solid-waste>.

Section 1: General Applicant Information

- 1.1 Applicant's Name: _____
- 1.2 Location of proposed facility
Nearest City: _____ County: _____
- 1.3 New facility or Amendment to current permit/registration
- 1.4 Is this a permit or a registration application?
 Permit No. _____ *Registration* No. _____
- 1.5 What type of MSW facility is being registered or permitted?
 Type I Landfill *Type IV AE Landfill*
 Type I AE Landfill *Type V Facility*
 Type IV Landfill Other (please describe)
Describe "Other" below:
- 1.6 What types of waste(s) will be accepted at your facility?
- 1.7 Do you currently or plan to accept special or industrial waste? If yes, which classes? If no, write "No."
- 1.8 Do you currently or do you plan on accepting treatment plant sludge, treated sewage or any other potentially odorous wastes? Yes No
- 1.9 What entity or entities in the CAPCOG Region is this facility intended to serve?
- 1.10 Does your facility have an operating or host agreement with any CAPCOG entity or entities? If so, please provide a copy. If not, do you plan to enter into one?
- 1.11 If the proposed facility is other than a landfill, where will the stored or processed wastes be taken for disposal?
- 1.12 Do you wish to meet with CAPCOG's SWAC (or a SWAC subcommittee formed for the review of this application) prior to CAPCOG commencing its conformance review?
 Yes No
- 1.13 Do you wish to make a presentation to the SWAC when it considers a recommendation to CAPCOG's Executive Committee on this application's conformance to CAPCOG's RSWMP?
 Yes No

Section 2: Land Use Compatibility and Conformance to Regional Goals and Objectives

The following questions assess conformance to the Regional Solid Waste Management Plan. These questions are based on CAPCOG's Regional Goals and Objectives, which include land use compatibility and local community concerns.

- 2.1. What measures do you plan to take to make your facility accessible to the general public? (e.g., citizens' collection station, inclement weather plan, posted fee scales, map availability, public advertising methods, etc.)
- 2.2. Describe your plans to deter illegal dumping through initiatives such as community cleanup events, free or reduced rate events, public education, etc.
- 2.3. If applicable, how will your facility manage scrap/used tires? Please explain in detail.
- 2.4. What are your plans for managing yard waste and brush? Please explain in detail.
- 2.5. Will any of the following items be diverted for recycling or reuse?

<input type="checkbox"/> Electronics	<input type="checkbox"/> Yard waste & brush
<input type="checkbox"/> White Goods	<input type="checkbox"/> Scrap Metal
<input type="checkbox"/> Construction/Demolition Debris	<input type="checkbox"/> Other (please describe)
<input type="checkbox"/> Tires	
- 2.6. If the proposed facility is other than a landfill, what, if any, measures will be taken to minimize, reduce, or recycle the waste before it is hauled off for disposal?
- 2.7. If the proposed authorization is a registration, how does the application qualify for a registration rather than a permit, and why – in light of the more limited opportunities for members of the public to contest a registration compared to a permit – a registration for this facility would better serve the public interest than a permit?
- 2.8. Is the site of your proposed facility subject to zoning or siting restrictions by federal, state or local governments? Please note that you must mark "yes" to this question if any local government with jurisdiction over the proposed location has adopted a MSW facility siting ordinance pursuant to Texas Health and Safety Code §363.112 or §364 and or adopted any floodplain regulations pursuant to Texas Water Code §16.315, regardless of whether or not the applicant believes that the ordinance applies to the proposed facility.

Yes	No
-----	----
- 2.9. The applicant must demonstrate compliance with local land use regulations by (i) providing a written list of all local land use regulations relevant to the MSW facility, and (ii) providing documentation from the applicable zoning or siting entity stating that the proposed facility

will be in compliance with its regulations. Make sure to include consideration of any MSW facility siting ordinances and floodplain management ordinances adopted by the local government with jurisdiction over the proposed site. If the applicant believes that any such local ordinances do not apply to the facility, it must provide an explanation and verification of this claim from all local governments with jurisdiction over the proposed location.

- 2.10. Please provide a map identifying all schools, land owned by school districts for future schools, public and private water wells, neighborhoods, individual residences, business establishments, day care facilities, places of worship, historic sites, health care facilities, areas of direct drainage to any public surface drinking supply, areas of direct drainage to a recharge aquifer, 100-year floodplain, parks, tourist attractions, scenic roads, airport runways used by piston-driven aircraft, airport runways used by turbojet-powered aircraft, wetland areas, fault areas that have shifted since the last Ice Age, seismic impact zones, habitat for state and federally listed species, and any other potentially sensitive features within a 1-mile radius of the outer boundary of the proposed facility site. See definitions listed in CAPCOG’s 2004 Model MSW Facility Siting Ordinance if clarification is needed.
- 2.11. What is the shortest distance between the outer boundary of the proposed facility site and the following features within 1 mile of the proposed facility? (if a listed feature is not located within 1 mile of the outer boundary of the proposed facility, mark “N/A”):
- a. An existing school: _____ feet
 - b. Land owned by a school district for a future school: _____ feet
 - c. A public or private water well: _____ feet
 - d. A neighborhood: _____ feet
 - e. An individual residence: _____ feet
 - f. A day care facility: _____ feet
 - g. A place of worship: _____ feet
 - h. An area of direct drainage to any public surface drinking supply: _____ feet
 - i. An historic site: _____ feet
 - j. A health care facility: _____ feet
 - k. An area of direct drainage to any recharge aquifers: _____ feet
 - l. Any officially recognized 100-year floodplain _____ feet
 - m. A park: _____ feet
 - n. A tourist attraction _____ feet
 - o. A designated scenic road: _____ feet
 - p. An airport runway used by piston-driven aircraft _____ feet
 - q. An airport runway used by turbojet-powered aircraft _____ feet
 - r. A wetland area _____ feet
 - s. A fault area that has shifted since the last Ice Age _____ feet
 - t. A seismic impact zone _____ feet
 - u. Habitat for state- or federally-listed species _____ feet

- 2.12. Have local governments with jurisdiction over the facility specifically identified this location as suitable for the type of MSW handling (disposal or processing) proposed for this location? (Under Vol. II of CAPCOG's RSWMP, if a local government has a MSW siting ordinance in place designating the proposed site as suitable for the proposed use, CAPCOG's RSWMP will not contradict it)
- 2.13. The applicant must demonstrate that it has adequately addressed the risk of nuisance conditions from a MSW facility impacting nearby persons, property, or land uses by providing a written plan containing reasonable and appropriate measures to avoid if possible or minimize if avoidance is not possible such conditions through (i) controlling litter blown from the MSW facility or released from the operator's vehicles going to or from the MSW facility, (ii) managing the quantity and quality of stormwater from the facility, (iii) controlling birds and disease vectors from the facility, (iv) controlling odor from the MSW facility through the use of daily cover and other means, (v) controlling excessive noise or light pollution, and (vi) establishing appropriate buffers and setbacks. Note that full enclosure of the location where waste would be stored and processed ("full enclosure" defined here as enclosure above and at least $\frac{3}{4}$ around the storage or processing area laterally) and operation of active odor controls are presumed to be "reasonable" and "appropriate" measures to avoid or minimize odor conditions for any Type V transfer station. Where feasible, full enclosure of storage or processing areas and operation of active odor controls are also presumed to be "reasonable" and "appropriate" measures to avoid or minimize odor conditions for any other Type V facility. If an applicant is proposing a Type V facility without full enclosure and active odor controls for the processing and storage areas, the applicant should demonstrate either that: 1) other proposed odor control measures will be at least as effective at controlling odor as full enclosure and active odor controls or 2) full enclosure of the processing and storage areas would be infeasible for the facility.
- 2.14. The applicant must demonstrate that road, drainage, and other infrastructure needs and/or problems created by a MSW facility have been fully addressed by providing documentation from appropriate governmental entities that such needs and problems have been addressed. At a minimum, this must include documentation from: 1) the County, 2) if the proposed facility is located within the extra-territorial jurisdiction (ETJ) or city limits of a city government, the applicable City Government, and 3) if a local school district owns land within 1 mile of the outer boundary of the proposed facility, the applicable school district. In the event that such documentation cannot be obtained by the applicant, the applicant must present evidence that it has made a reasonable and good-faith effort to obtain such documentation.
- 2.15. The applicant must demonstrate compatibility with existing and planned land uses in the vicinity of the MSW facility by providing documentation from appropriate governmental entities that the facility is not incompatible with existing and planned land uses. At a minimum, this must include documentation from: 1) the County, 2) if the proposed facility is located within the extra-territorial jurisdiction (ETJ) or city limits of a city government, the applicable City Government, and 3) if a local school district owns land within 1 mile of the outer boundary of the proposed facility, the applicable school district. In the event that such documentation cannot be obtained by the applicant, the applicant must present evidence that it has made a reasonable and good-faith effort to obtain such documentation.

2.16. The applicant must demonstrate that it has addressed the likely visual and aesthetic impacts from a MSW facility on nearby persons, property, and land uses by providing a written plan for including reasonable buffers and setbacks, landscaping, or other “context sensitive” measures that the applicant will employ to minimize such impacts.

2.17. If the proposed facility is a landfill, what will be the maximum permitted and maximum potential (theoretical geometric calculation) fill height of the facility? (Please provide a final contour map of the proposed facility.)

_____ Feet above existing grade and _____ feet above mean sea level

2.18. If the permit or registration that is the subject of the application would raise the elevation of either an existing MSW facility or natural ground, the applicant must demonstrate that it has assessed potential impacts on the natural landscape by providing a written statement that identifies the highest elevation natural feature within two miles of the facility and a demonstration that the proposed elevation will not cause adverse off-site flooding impacts (as is required in part II of the application under 30 TAC §330.61(m)(1)).

2.19. Please provide compliance history for the past five years of all permitted or registered facilities operated by the applicant in Texas, using TCEQ records. Please explain what corrective actions have been taken to prevent recurrent violations, if any violations occurred. Please list the number of Notices of Violations (NOVs) received in the past 5 years for each permitted or registered facility operated in Texas. Please list the number of corrective actions taken in response to NOVs in the past 5 years for each permitted or registered facility operated in Texas. Please list all Enforcement Actions (EAs) for each permitted or registered facility operated in Texas. Please list all fines, settlements, or other outcomes of NOV or EA events at all permitted or registered facilities operating in Texas.

Section 3: Certification

I certify that I read and understood the requirements of this Checklist; that I am authorized to make this certification on behalf of the Applicant; and that, to the best of my knowledge, the information supplied by the Applicant for this Checklist is correct and complete.

Name of Applicant

By _____
Signature

Printed Name

Title

Date

SWAC CHECKLIST GRADE SHEET

Checklist item	Conforms (Y or N)	If NO, specified deficiency & suggestions for remedy (if appropriate)	Comments
2.1			
2.2			
2.3			
2.4			
2.5			
2.6			
2.7			
2.8			
2.9			
2.10			
2.11			
2.12			
2.13			
2.14			
2.15			
2.16			
2.17			
2.18			
2.19			

For each item, the SWAC will rate the response as either conforming or deficient. For each item rated deficient, the SWAC will detail the deficiency, including indicating which aspect of the RSWMP the response may indicate non-conformance. Where appropriate, the

SWAC may make suggestions as to potential remedy. The SWAC may also add comments and/or specific information that would be helpful in determining conformance. Any comments or suggestions by the SWAC are for guidance and do not relieve the applicant of responsibility for demonstrating conformance. This grade sheet is intended to help the SWAC in its conformance review recommendation to CAPCOG's Executive Committee. A grade of "YES" or "NO" on any item or items does not constrain the SWAC in its review and recommendation to the CAPCOG Executive Committee.

CAPCOG reserves the right to present any information to the SWAC and Executive Committee that could be relevant in assessing conformance to CAPCOG's RSWMP, not just the information provided by the applicant in this checklist or in parts I and II of the application. This may include, among other things, set-back distance criteria that have been incorporated into any local ordinance or that have been recommended in CAPCOG's 2004 model MSW facility siting ordinance. If, after the SWAC has made a recommendation to the Executive Committee, CAPCOG staff or SWAC members become aware of other relevant information not considered by the SWAC in making its recommendation, CAPCOG staff reserves the right to bring that information to the SWAC to reconsider their recommendation or to present that information directly to the Executive Committee for their consideration. It is therefore in the best interests of all parties involved that the applicant be as thorough and comprehensive in providing the requested information as early as possible. The CAPCOG Executive Committee will make the final determination of conformance.

MEMORANDUM
8/18/2021

TO: Betty Voights, CAPCOG Executive Director

THRU: Shelly Hargrove, Director, Community & Economic Development

FROM: Solid Waste Program

RE: Public Notice Requirements for Regional Solid Waste Management Plan Stakeholder Meeting on September 17, 2021

The Solid Waste Program is required by the Texas Commission on Environmental Quality to post public notice for our upcoming public meeting informing stakeholders of the opportunity to provide comment on the draft 2022-2042 Regional Solid Waste Management Plan. The notice is required to be posted in newspapers of general circulation in the area affected by the plan. To accomplish this, notice will be posted in the following with the cost of posting listed next to each newspaper:

Austin American Statesman	\$350.03
Smithville	FREE
Blanco County News	\$35.00
Fayette County Record	\$60.00
Giddings Times & News	\$210.00
Lockhart Post-Register	\$46.44
The Highlander	\$96.00

This memo serves to document the requirement and provide information on billing for this public notice which will be billed to the FY 2022-2023 Regional Solid Waste Grants Program budget.



Austin American-Statesman **austin360** | aahora sí

ADVERTISING INVOICE

BILLED ACCOUNT NUMBER	BILLING DATE	TOTAL AMOUNT DUE	STATEMENT #
104880	09/01/2021	\$0.00	
BILLING PERIOD	TERMS OF PAYMENT		PAGE #
09/01/2021	Upon Receipt		1 of 1
ADVERTISER CLIENT #	ADVERTISER/CLIENT NAME		
104880	CARPITAL AREA COUNCEL OF GOVERNMENTS		

CARPITAL AREA COUNCEL OF GOVERNMENTS
 6800 BURLESON RD. BLDG 310 STE 165
 AUSTIN, TX 78744

For questions concerning this bill call 866-470-7133, Option 2
 If paid, please disregard. Thank You

Start/Stop	Newspaper Reference	Product	Description - Other Comments/Charges	Ad Size Billed Units	Times Run	Gross Amount	Net Amount
09/02/2021	P326519		Prepay Order #0000655673- CC #2640				\$(412.67)
09/02/2021	I00655673-09022021	Austin American-Statesman	Public Meeting Notice: CAPCOG Regional Solid Waste Management Plan update The Capital Area Council of Governments (CAPCOG) will hold a public meeting about upd Legals Page C 11	1 x 29 L 29	1	\$287.39	\$287.39
09/02/2021	I00655673-09022021	Bastrop Advertiser	Public Meeting Notice: CAPCOG Regional Solid Waste Management Plan update The Capital Area Council of Governments (CAPCOG) will hold a public meeting about upd Legals Page A 7	1 x 29 L 29	1	\$62.64	\$62.64
09/02/2021	I00655673-09022021	Smithville Times	Public Meeting Notice: CAPCOG Regional Solid Waste Management Plan update The Capital Area Council of Governments (CAPCOG) will hold a public meeting about upd Legals Page A 13	1 x 29 L 29	1	\$62.64	\$62.64
9/1/2021		Total Amount Due				\$0.00	

PLEASE DETACH AND RETURN LOWER PORTION WITH YOUR REMITTANCE

PAYMENT COUPON

STATEMENT #	BILLING DATE	TERMS OF PAYMENT	ADVERTISER CLIENT #	ADVERTISER/CLIENT NAME
	09/01/2021	Upon Receipt	104880	CARPITAL AREA COUNCEL OF GOVERNMENTS

Please send your payment to:

AAS Remittance Address
 GateHouse Austin - Advertising
 Dept. 0661
 PO Box 120661
 Dallas, TX 75312-0661

104880
 CARPITAL AREA COUNCEL OF GOVERNMENTS
 6800 BURLESON RD. BLDG 310 STE 165
 AUSTIN, TX 78744

TOTAL AMOUNT	AMOUNT ENCLOSED
\$0.00	

PROOF OF PUBLICATION STATE OF TEXAS

PUBLIC NOTICE

Before me, the undersigned authority, a Notary Public in and for the County of Bastrop, State of Texas, on this day personally appeared James Mickler, Advertising Agent of the Smithville Times, which is a newspaper of general circulation published in the county of Bastrop in the state of Texas, who being duly sworn by me, states that the attached advertisement was published at the lowest published rate for Classified advertising in said newspaper on the following date(s), to wit, and that the attached is a true copy of said advertisement: the following date(s), Public Meeting Notice: CAPCOG Regional Solid Waste Management Plan update The Capital Area Council of Governments (CAPCOG) will hold a public meeting about upd, first published in issue dated 09/02/2021, last published in issue date 09/02/2021, web and print times Published 1.


CARPITAL AREA COUNCEL OF
GOVERNMENTS
6800 BURLESON RD. BLDG 310 STE 165
AUSTIN, TX 78744

Invoice/Order Number:	0000655673
Ad Cost:	\$412.67
Paid:	\$412.67
Balance Due:	\$0.00

Signed _____ 


(Legal Advertising Agent)

Sworn or affirmed to, and subscribed before me, this 7th day of September, 2021 in Testimony whereof, I have hereunto set my hand and affixed my official seal, the day and year aforesaid.

Signed _____ 

(Notary)

Please see Ad on following page(s).



Invoice/Order Number: 0000655673
Ad Cost: \$412.67
Paid: \$412.67
Balance Due: \$0.00

Public Meeting Notice: CAPCOG Regional Solid Waste Management Plan update

The Capital Area Council of Governments (CAPCOG) will hold a public meeting about updates to the Regional Solid Waste Management Plan (RSWMP) covering 2022-2042 at 10 a.m., Friday, Sept. 17, 2021, in the Lantana Room at 6800 Burleson Road, Building 310, Suite 165 in Austin. The purpose of the meeting is to allow residents to review the plan and provide input to be considered for its final version.

Residents can review a draft plan at capcog.org/events/sw-plan-public-meeting/. Written comments can be submitted by email to mholderread@capcog.org with RSWMP Comments in the subject line, or mailed to Attention: Matt Holderread, Solid Waste Management Plan, 6800 Burleson Road, Building 310, Suite 165, Austin, Tx 78744 by 5 p.m. Friday, Sept. 24, 2021.

9/2/21
0000655673-01

**PROOF OF
PUBLICATION
STATE OF TEXAS**

PUBLIC NOTICE

Before me, the undersigned authority, a Notary Public in and for the County of Bastrop, State of Texas, on this day personally appeared James Mickler, Advertising Agent of the Bastrop Advertiser, which is a newspaper of general circulation published in the county of Bastrop in the state of Texas, who being duly sworn by me, states that the attached advertisement was published at the lowest published rate for Classified advertising in said newspaper on the following date(s), to wit, and that the attached is a true copy of said advertisement: the following date(s), Public Meeting Notice: CAPCOG Regional Solid Waste Management Plan update The Capital Area Council of Governments (CAPCOG) will hold a public meeting about upd, first published in issue dated 09/02/2021, last published in issue date 09/02/2021, web and print times Published 1.

CARPITAL AREA COUNCEL OF
GOVERNMENTS
6800 BURLESON RD. BLDG 310 STE 165
AUSTIN, TX 78744

Invoice/Order Number: 0000655673
Ad Cost: \$412.67
Paid: \$412.67
Balance Due: \$0.00

Signed _____

James Mickler


(Legal Advertising Agent)

Sworn or affirmed to, and subscribed before me, this 7th day of September, 2021 in Testimony whereof, I have hereunto set my hand and affixed my official seal, the day and year aforesaid.

Signed _____

Jalen C. Rocha
(Notary)

Please see Ad on following page(s).



Invoice/Order Number: 0000655673
Ad Cost: \$412.67
Paid: \$412.67
Balance Due: \$0.00

Public Meeting Notice: CAPCOG Regional Solid Waste Management Plan update

The Capital Area Council of Governments (CAPCOG) will hold a public meeting about updates to the Regional Solid Waste Management Plan (RSWMP) covering 2022-2042 at 10 a.m., Friday, Sept. 17, 2021, in the Lantana Room at 6800 Burleson Road, Building 310, Suite 165 in Austin. The purpose of the meeting is to allow residents to review the plan and provide input to be considered for its final version.

Residents can review a draft plan at capcog.org/events/sw-plan-public-meeting/. Written comments can be submitted by email to mholderread@capcog.org with RSWMP Comments in the subject line, or mailed to Attention: Matt Holderread, Solid Waste Management Plan, 6800 Burleson Road, Building 310, Suite 165, Austin, Tx 78744 by 5 p.m. Friday, Sept. 24, 2021.

9/2/21

0000655673-01

Austin American-Statesman

statesman.com

PROOF OF PUBLICATION STATE OF TEXAS

PUBLIC NOTICE


Before the undersigned authority personally appeared James Mickler, who on oath says that he/she is a Legal Advertising Agent of the Austin American-Statesman, a daily published newspaper that is generally circulated in Bastrop, Bell, Blanco, Burnet, Caldwell, Comal, Coryell, Fayette, Gillespie, Guadalupe, Hays, Kerr, Lampasas, Lee, Llano, Milam, Travis, and Williamson Counties, and State of Texas, and that the attached advertisement was published in said newspaper, to wit: CARPITAL AREA COUNCEL OF GOVERNMENTS, first published in issue dated 09/02/2021, last published in issue dated 09/02/2021, published 1 time(s), and that the attached is a true copy of said advertisement.

CARPITAL AREA COUNCEL OF
GOVERNMENTS
6800 BURLESON RD. BLDG 310 STE 165
AUSTIN, TX 78744

Invoice/Order Number:	0000655673
Ad Cost:	\$412.67
Paid:	\$412.67
Balance Due:	\$0.00

Signed _____  _____
(Legal Advertising Agent)

Sworn or affirmed to, and subscribed before me, this 7th day of September, 2021 in Testimony whereof, I have hereunto set my hand and affixed my official seal, the day and year aforesaid.

Signed _____  _____
(Notary)

Please see Ad on following page(s).



Invoice/Order Number: 0000655673
Ad Cost: \$412.67
Paid: \$412.67
Balance Due: \$0.00

Public Meeting Notice: CAPCOG Regional Solid Waste Management Plan update

The Capital Area Council of Governments (CAPCOG) will hold a public meeting about updates to the Regional Solid Waste Management Plan (RSWMP) covering 2022-2042 at 10 a.m., Friday, Sept. 17, 2021, in the Lantana Room at 6800 Burleson Road, Building 310, Suite 165 in Austin. The purpose of the meeting is to allow residents to review the plan and provide input to be considered for its final version.

Residents can review a draft plan at capcog.org/events/sw-plan-public-meeting/. Written comments can be submitted by email to mholderread@capcog.org with RSWMP Comments in the subject line, or mailed to Attention: Matt Holderread, Solid Waste Management Plan, 6800 Burleson Road, Building 310, Suite 165, Austin, Tx 78744 by 5 p.m. Friday, Sept. 24, 2021.

9/2/21

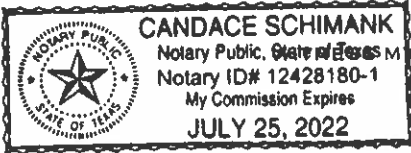
0000655673-01

BEFORE ME, THE UNDERSIGNED AUTHORITY, ON THIS DAY PERSONALLY APPEARED _____

Sloan Preuss, PUBLISHER OF THE GIDDINGS TIMES & NEWS, A WEEKLY NEWSPAPER
PUBLISHED ON THURSDAY OF EACH WEEK AT GIDDINGS, LEE COUNTY, TEXAS WHO BEING BY ME DULY SWORN DECLARED

THAT THE ATTACHED 3.5 ad - Public Meeting Notice WAS PUBLISHED 1 TIMES IN SAID NEWSPAPER. THE
DATES OF SAID PUBLICATION BEING AS FOLLOWS: solid waste plan update

September 2, 2021 AND THAT THE ATTACHED
CLIPPING IS A TRUE COPY OF SAID PUBLICATION.




HAND AND SEAL THIS

EDITOR-PUBLISHER
2 DAY OF September 20 21
Candace Schimank
NOTARY PUBLIC, LEE COUNTY, TEXAS

Printing
any

1004 Ave
City, TX 78742
20 2021



Amount \$210.00

\$210.00

Card 2640 \$210.00
Bill, Entered

Public Meeting Notice: CAPCOG Regional Solid Waste Management Plan update

The Capital Area Council of Governments (CAPCOG) will hold a public meeting about updates to the Regional Solid Waste Management Plan (RSWMP) covering 2022-2042 at 10 a.m., Friday, Sept. 17, 2021, in the Lantana Room at 6800 Burleson Road, Building 310, Suite 165 in Austin. The purpose of the meeting is to allow residents to review the plan and provide input to be considered for its final version.

Residents can review a draft plan at capcog.org/events/sw-plan-public-meeting/. Written comments can be submitted by email to mholderread@capcog.org with RSWMP Comments in the subject line, or mailed to Attention: Matt Holderread, Solid Waste Management Plan, 6800 Burleson Road, Building 310, Suite 165, Austin, Tx 78744 by 5 p.m. Friday, Sept. 24, 2021.

Thank you!





THE FAYETTE COUNTY RECORD

Capital Area Council of Governments
 ATTN: Kate Barrett
 Attention: Office Manager
 6800 Burleson Rd., Building 310, Suite 165
 Austin, TX 78744

invoice #: INV58704
Statement Date: 8/31/2021
Last Payment Received: 8/20/2021
Account Status:
Balance on Account: \$0.00

✂ Please Return Upper Portion With Payment

Bal. Fwd. \$0.00

Date	Description	Size	Color	TOTAL
8/31/2021	Legal	Public Notice - SolidWastMan	1 x 5	\$60.00
		Current Charges		\$60.00
		Tax		
		Current Payments		\$60.00
		Balance On Account		\$0.00

PAYMENTS APPLIED TO THIS STATEMENT

Applied Payment	Full Payment	Payment Date	Payment Type	Payment Note
\$60.00	\$60.00	8/20/2021	Credit Card	MC#2640 1 x 5 Public Notice - SolidWastMan

PAYMENTS MADE THIS MONTH

Full Payment	Payment Date	Payment Type	Payment Note
\$60.00	8/20/2021	Credit Card	MC#2640 1 x 5 Public Notice - SolidWastMan

Payment Due By: September 15, 2021

• 127 S. Washington • P.O. Box 400 • La Grange, TX 78945 • (979)968-3155 • (979)968-6767 •
www.fayettecountyrecord.com




STATE OF TEXAS]
]
COUNTY OF FAYETTE]

AFFIDAVIT OF PUBLICATION


My name is Regina B. Keilers and I am over the age of 18, have personal knowledge of the facts stated herein, and am otherwise competent to make this affidavit.


The Fayette County Record a legal newspaper publication under Texas law, headquartered and regularly published in the City of La Grange, Fayette County, Texas. It is a newspaper of general circulation, and is generally circulated in Fayette, Bastrop, and Colorado Counties.

The attachment hereto was published in the Fayette County Record in its publications of August 31, 2021, at or below the newspaper's lowest published rate for classified advertising.


Regina B. Keilers, Publisher

SUBSCRIBED AND SWORN TO BEFORE me this the 31 day of August, 20 21.


Notary Public, in and for the State of Texas.



Public notice form
The Fayette County Record

EMPLOYMENT

EMPLOYMENT

NOW HIRING YOUR HOMETOWN FORD DEALER

Automotive Body Shop Painter

If you have a steady hand, are highly detail oriented and love working on returning cars to showroom condition, we may have a position for you as an Auto Body Shop Painter. Apply in person today at La Grange Ford-Lincoln!



1605 WEST TRAVIS • LAGRANGE, TX
1.800.375.6461 • 1.979.968.6461
LAGRANGEFORD.COM

SERVICES

COMPUTER SERVICE - Round Top - Anti-virus, Cameras & Smart TVs - Call John, (832)660-3856 -www.roundtop-computer.com

(68-tfc)(38-tfc)

HOLLIE'S HOMEMAKING, let us help your home or business sparkle! Including new construction & move out clean, carpet cleaning, windows, errand running, you name it. Licensed & Bonded - Voted Best of the Best in Fayette County. - Call (979) 530-3174

(11-tfc)

JULIO'S LANDSCAPING - Mow, lawn mtnce, flower bed clean up, mulch, tree trimming & removal. Call (979) 451-9162 or (979) 203-7382 - Julio Mendoza

(83-21p)

FREE CONSULTATION plus 30 minute personal training session - Call (979)250-1617 Madison Krenak

(28-tfnc)

WE CAN clean your flower beds, add mulch, trim trees, and much more. (979) 702-1972

(43-tfnc)

SPECTACULAR ARTISTIC weld work - entrances & fences - Call (979) 451-9162 or (979) 203-7382 - Julio Mendoza

(83-12p)

AGUILAR PAINT Services - Interior and exterior painting. All types of fences. Free Estimates. (979) 525-6461

(74-35p)(9-2nc)

Subscribe Today!

FOR SALE

GOOD WOOD Pallets for sale - \$2 each. You pick them out. (979) 966-8995.

(57-tfnc)

WANT TO BUY

I BUY old gas station items, gas pumps, globes, signs (any old signs), etc. Call David (512)627-1657

(53-26wp)

LIVESTOCK / HAY

FOR SALE - 2-3/8", 2-7/8", 4-1/2", & 5" pipe. Also sucker rods. (979) 966-3447.

(11-tfc)

ORGANIC BIG Round Bales. No herbicide, insecticide, chemicals. Load @ Jeddo/Cistern. \$97, Medio Bluestem. (512) 289-0926.

(85-4c)

HAY FOR Sale - 5 ft. bales \$45 ea. & 6 ft. bales \$54 ea. - Call (281)814-7199

(86-4c)

FOUND

WE HAVE several sets of keys looking for their owners. You can come in to identify them at The Fayette County Record.

(41-tfnc)

GARAGE SALES

HUGE YARD Sale - Fri., Sept. 3 & Sat., Sept. 4, 10-4:30, 1608 Rampart St.,

PUBLIC NOTICE

Notice of Public Meeting

Public Meeting Notice

CAPCOG Regional Solid Waste Management Plan Update

The Capital Area Council Governments will hold a public meeting at 10:00 a.m. on September 17, 2021, in the Lanta Room at the CAPCOG Office 6800 Burlinson Rd., Building 310, Suite 165, Austin, TX 78744, regarding an update to the CAPCOG Regional Solid Waste Management Plan covering 2022-2042. The purpose of this meeting is to allow citizens an opportunity to review the plan document and provide input that can be incorporated into the final plan. Citizens can also review the plan here: <https://www.capcog.org/divisions/community-economy-development#solid-waste> a submit their comments to M Holderread via email at mholderread@capcog.org or in writing to CAPCOG Offices' a dress.

(86-1)

Public Hearing On New Budget

NOTICE OF PUBLIC HEARING ON PROPOSED 2022 BUDGET

Notice is hereby given that the Fayette County Commissioners Court will hold a public hearing on the proposed 2022 Fayette County Budget and adopted 2021 Tax Rate at 9:00 a.m.

INVOICE & STATEMENT



111 South Church Street
512.398.4886



Lockhart Texas 78644
www.post-register.com

9/30/21

Capitol Area Council of Gov.
6800 Burleson Road
Bldg 310
Suite 165
Austin, TX 78744

Amount Due

\$46.44

DATE	INVOICE #	DESCRIPTION	CHARGES	CREDITS	INVOICE BALANCE
9/2/21	00092277	Public Meeting Notice Sept 17	\$46.44		\$46.44



Finance Charge \$0.00

CURRENT \$46.44	Aug	Jul	Pre-Jul	AMOUNT DUE \$46.44
--------------------	-----	-----	---------	-------------------------------------

INVOICE & STATEMENT



111 South Church Street
512.398.4886



Lockhart Texas 78644
www.post-register.com

9/30/21

Capitol Area Council of Gov.
6800 Burleson Road
Bldg 310
Suite 165
Austin, TX 78744

Amount Due

\$46.44

DATE	INVOICE #	DESCRIPTION	CHARGES	CREDITS	INVOICE BALANCE
9/2/21	00092277	Public Meeting Notice Sept 17	\$46.44		\$46.44

Finance Charge \$0.00

CURRENT \$46.44	Aug	Jul	Pre-Jul	AMOUNT DUE \$46.44
--------------------	-----	-----	---------	------------------------------

Affidavit of Publication

THE STATE OF TEXAS
COUNTY OF CALDWELL

On this the the 30th day of September, 2021 personally appeared Dana Garrett, who states that he is Publisher of the Lockhart Post-Register, a newspaper of general circulation, published at Lockhart, in Caldwell County, State of Texas, and upon being duly sworn by me on oath states that the advertisement or legal notice, appearing herewith, is a true and correct copy of same as published in said newspaper on the following dates:

September 2nd, 2021

Public Meeting Notice: CAPCOG Regional Solid Waste Management Plan Update




Dana Garrett, Publisher

Sworn and subscribed to before me this the 30th day of September, 2021



Notary Cassie Arredondo



My commission expires: 2-10-2025

y shall be submitted h each bid. A certified ack payable to the CL- D may be submitted in lieu of the Bid Bond. ention is called to the t that not less than the erally determined pre- ling (Davis-Bacon and lated Acts) Wage Rate, issued by the U.S. De- tment of Labor and tained in the Contract cuments, must be paid this project. In addition, successful bidder must ure that employees d applicants for employ- nt are not discriminated ainst because of their e, color, religion, sex, qual identity, gender entity or national origin. e CLSUD reserves the ht to reject any or all ls and to waive any in- rmalities in the bidding. s may be held by the .SUD for a period not exceed thirty (30) days m the date of the bid ening for the purpose reviewing the bids and estigating the bidder's alifications prior to the contract award.

**July 30, 2021
CLSUD
Chris Betz, President**

**City of Martindale
Request for Quote
Competitive Sealed Bid
Purpose**
The City of Martindale uests quotes for a use-purchase agree- ment from interested fi- ncial institutions for acquisition of a 2021 evrolet Tahoe Police rsuit Vehicle for the City Martindale. The contract the lease-purchase reement will be awarded the lowest responsible der.

Instructions for Sub- mitting a Competitive Sealed Bid
Interested parties shall submit a competitive sealed bid to the City of Martindale at 409 Main reet, Martindale, TX 75655 no later than 4:00 A CT on September 7th, 2021 to be considered for award. Bids submitted via

KNOWN AS MIGUEL MEZA), UNKNOWN HEIRS OF JULIA MESA (ALSO KNOWN AS JULIA MEZA AND JUANA MEZA) AND UNKNOWN HEIRS OF BENEDICTO MEZA, Defendant(s)

Notice to defendant: You have been sued. You may employ an attorney. If you or your attorney do not file a written answer with the clerk who issued this citation by 10:00 o'clock a.m. on the first Monday after the expiration of 42 days from the date this citation was issued, a default judgment may be taken against you. In addition to filing a written answer with the clerk, you may be required to make initial disclosures to the other parties of this suit. These disclosures generally must be made no later than 30 days after you file our answer with the clerk. Find out more at TexasLawHelp.org.

You are hereby commanded to appear by filing a written answer to the Plaintiffs Petition at or before 10:00 o'clock a.m. of the first Monday after the expiration of 42 days from the date of the issuance of this citation, the same being, Monday, OCTOBER 4, 2021, before the District Court of Caldwell County, located at the Caldwell Co. Justice Center, 1703 S. Colorado St., Lockhart, Texas. Said Plaintiffs Petition was filed in said court on the 16th day of June, 2021, in the case styled: ROBERT LUNA vs. ALL PERSONS CLAIMING ANY TITLE OR INTEREST IN LAND THROUGH UNKNOWN HEIRS.

A brief statement of the nature of this suit is as follows, to wit: Suit involving land, 715 E. LIVE OAK, LOCKHART, TEXAS, 78644, 0.230 acre tract of land out of the Byrd Lockhart League in the City of Lockhart, Caldwell County, Texas, as is more fully shown by Plaintiff's Petition on file in this suit. Attorney for Plaintiff: ELIZABETH RAXTER, whose

Teresa Rodriguez
County Clerk
Caldwell County

**Public Meeting Notice:
CAPCOG Regional Solid Waste Management Plan update**

The Capital Area Council of Governments (CAPCOG) will hold a public meeting about updates to the Regional Solid Waste Management Plan (RSWMP) covering 2022-2042 at 10 a.m., Friday, Sept. 17, 2021, in the Lantana Room at 6800 Burleson Road, Building 310, Suite 165 in Austin. The purpose of the meeting is to allow residents to review the plan and provide input to be considered for its final version.

Residents can review a draft plan at capcog.org/events/sw-plan-public-meeting/. Written comments can be submitted by email to mholderread@capcog.org with RSWMP Comments in the subject line, or mailed to Attention: Matt Holderread, Solid Waste Management Plan, 6800 Burleson Road, Building 310, Suite 165, Austin, Tx 78744 by 5 p.m. Friday, Sept. 24, 2021.

BID NOTICE

The Plum Creek Conservation District (PCCD), Lockhart, Texas is requesting sealed bids from qualified, responsible bidders for UPGRADE to Floodwater Retarding Structure Site 2 at Plum Creek Watershed in Hays County, Texas.

One award for all items will be made. Performance time is 376 calendar days. Estimated price range is between \$5,000,000 and \$7,000,000. Major items of work are: 4.4 acre clearing and grubbing; 3,320 LF silt fence; 26.6 acre vegetation, sprigging; 4,000 1000-gal. irrigation water; 70,600 CY common excavation; imported earthfill material (1,180 CY type A and 7,700 CY type B); on-site earthfill material (3,520 CY type C; 20,120

you have problems downloading documents. No printed copies of the IFBs will be distributed to interested parties, but a printed copy is available for viewing at the PCCD office.

Sealed bids will be received on September 30, 2021, at PCCD office, 1101 W. San Antonio Street, Lockhart, Texas 78644 until 10:00 a.m. local time. Electronic, facsimile, and telegraphic bids will not be considered. A Pre-bid Conference and Site Showing will be held on September 14, 2021 beginning at 9:30 a.m. at the PCCD office.

COVID-19 Alert: Anyone entering the PCCD office building is encouraged to follow guidelines of the CDC. By entering those attending will represent to PCCD that they are aware of CDC recommendations to avoid the spread of the Virus and, to the extent possible, are compliant with the recommendations; that they are not having symptoms of the Virus as described by the CDC and/or the Texas Department of State Health Services; and have not knowingly been in contact with others who have such symptoms.

NOTICE OF PUBLIC HEARING

City of Lockhart and Lockhart Economic Development Corp.

Fiscal Year 2021-2022 Budgets

The City Council of the City of Lockhart and the Board of Directors of the Lockhart Economic Development Corporation notifies the public on the following items:

The City Council will hold their final public hearing on September 7, 2021, at 7:30 p.m. at the Council Chambers, Clark Library Annex, 217 South Main Street, 3rd Floor, Lockhart, Texas to allow for public comments on the upcoming City of Lockhart and Economic Development Proposed Budgets. The City Council will hold a public hearing on Septem-

merly known as Susann Lynn Schmidt). All persons having claim against this Estate which is currently being administered are required to present them to the undersigned within the time and in the manner prescribed by law.

**c/o: M. Elizabeth Raxter
Attorney at Law
P.O. Box 281 Lockhart
Texas 78644**

DATED the 24 day of August, 2021

By: Isl M Elizabeth Raxter
M. Elizabeth Raxter
Attorney for Susanne Lynn Franks (formerly known as Susanne Lynn Schmidt)
State Bar No.: 2405008
P.O. Box 281 Lockhart
Texas 78644
Telephone:(512) 398-699
Facsimile:(512) 668-450
E-mail: eraxter@tx-eld.com
law.com

NOTICE TO CREDITOR

Notice is hereby given that original Letters Testamentary for the Estate of Donald Frank Schmidt Deceased, were issued on August 24, 2021, in Cause No. 10671, pending in the County Court at Law Caldwell County, Texas, to Susanne Lynn Franks (formerly known as Susanne Lynn Schmidt).

All persons having claim against this Estate which is currently being administered are required to present them to the undersigned within the time and in the manner prescribed by law.

**c/o: M. Elizabeth Raxter
Attorney at Law
P.O. Box 281
Lockhart, Texas 78644**

DATED the 24 day of August, 2021.

By: Isl M Elizabeth Raxter
M. Elizabeth Raxter
Attorney for Susanne Lynn Franks (formerly known as Susanne Lynn Schmidt)
State Bar No.: 2405008
P.O. Box 281 Lockhart
Texas 78644
Telephone:(512) 398-699
Facsimile: (512) 668-450
E-mail: eraxter@tx-eld.com
law.com



Solid Waste Advisory Committee | Agenda

10 a.m. Friday, September 24, 2021

Join on your computer or mobile app

[Click here to join the meeting](#)

Or call in (audio only)

[+1 512-267-1228,,976129886#](#) United States, Austin

Phone Conference ID: 976 129 886#

[Find a local number](#) | [Reset PIN](#)

Commissioner Linda Raschke, **Chair**, *Llano County*
Commissioner Bill Wall, **Vice Chair**, *Burnet County*
Mr. Gerry Acuna, *City of Austin*
Mr. Richard McHale, *City of Austin*
Troy Walters, *Bastrop County*
Commissioner Paul Granberg, *Blanco County*
Commissioner Joe Roland, *Caldwell County*
Mr. Paul Zapalac, *Fayette County*
Ms. Tammy Crumley, *Hays County*
Ms. Lisa Griffin, *Hays County*
Commissioner Mark Matthijetz, *Lee County*
Mr. Jon White, *Travis County*, **Immediate Past Chair**
Ms. Emily Ackland, *Travis County*
Mr. Michael Cooper, *Williamson County*
Mr. R. Lynn Lantrip, *Williamson County*
Ms. Rachel Hering, *Keep Texas Beautiful, Citizen/Environmental Representative*
Ms. Darien Clary, *Educational Representative*

Mr. Steve Jacobs, *Waste Management, Private Industry Representative*
Mr. Adam Gregory, *Texas Disposal Systems, Private Industry Representative*
Mr. Michael Mnoian, *Central Waste & Recycling, Private Industry Representative*
Mr. Jack Ranney, *Stericycle PSC, At-Large Member w/ HHW Expertise*
Mr. Matthew Smith, *Hill Country Recycling, Private Industry Representative*
Ms. Elizabeth Slone, *Texas Commission on Environmental Quality, Region XI, Non-voting member*
Ms. Cheryl Untermeyer, *Texas Commission on Environmental Quality, RSWG, Non-voting member*
Honorable Judge Hoppy Haden, **Executive Committee Liaison**, *Caldwell County*

1. Welcome and Introductions

Commissioner Linda Raschke, Chair

2. Approval of minutes from June 11, 2021 SWAC Meeting - Commissioner Linda Raschke, Chair

3. CAPCOG FY 2020-2021 Solid Waste Program Close-out Updates – Ken May, CAPCOG

4. CAPCOG Closed Landfill Inventory Updates – Ken May, CAPCOG

5. CAPCOG Regional Solid Waste Management Plan Stakeholder Public Meeting Update – Matthew Holderread, CAPCOG

6. Approval of CAPCOG Regional Solid Waste Management Plan Volume II and Volume I– Matthew Holderread, CAPCOG

7. CAPCOG FY 2022-2023 Solid Waste Program Application and Timelines Discussion – Ken May, CAPCOG

8. Adjournment

Present (19)

Commissioner Linda Raschke, **Chair**, *Llano County*

Commissioner Bill Wall, **Vice Chair**, *Burnet County*

Mr. Richard McHale, *City of Austin*

Mr. Mark Wobus designee for Mr. Troy Walters,
Bastrop County

Commissioner Paul Granberg, *Blanco County*

Mr. Paul Zapalac, *Fayette County*

Ms. Lisa Griffin, *Hays County*

Ms. Tammy Crumley, *Hays County*

Commissioner Mark Matthijetz, *Lee County*

Mr. Jon White, *Travis County*, **Immediate Past Chair**

Ms. Emily Ackland, *Travis County*

Mr. Michael Cooper, *Williamson County*

Mr. R. Lynn Lantrip, *Williamson County*

Ms. Darien Clary, *Educational Representative*

Ms. Rachel Hering, *Keep Texas Beautiful,
Citizen/Environmental Representative*

Mr. Steve Jacobs, *Waste Management, Private
Industry Representative*

Mr. Adam Gregory, *Texas Disposal Systems, Private
Industry Representative*

Mr. Matthew Smith, *Hill Country Recycling, Private
Industry Representative*

Mr. Jack Ranney, *Stericycle PSC, At-Large Member
w/ HHW Expertise*

Absent (6)

Mr. Gerry Acuna, *City of Austin*

Commissioner Joe Roland, *Caldwell County*

Mr. Michael Mnoian, *Central Waste & Recycling,
Private Industry Representative*

Ms. Elizabeth Slone, *Texas Commission on
Environmental Quality, Region XI, Non-voting
member*

Ms. Cheryl Untermeyer, *Texas Commission on
Environmental Quality, RSWG, Non-voting member*

Judge Hoppy Haden, **Executive Committee Liaison**,
Caldwell County

Call to Order – 10:18 a.m. with a quorum.

1. Welcome and Introductions

Commissioner Linda Raschke, Chair

Commissioner Raschke welcomed and thanked everyone for attending.

2. Approval of minutes from June 11, 2021 SWAC Meeting

Commissioner Linda Raschke, Chair

Commissioner Raschke asked for a consideration of the minutes from the June 11, 2021 meeting. Mr. Lantrip motioned to accept the minutes as written and Commissioner Wall seconded the motion. The motion passed unanimously.

3. CAPCOG FY 2020-2021 Solid Waste Program Close-out Updates

Ken May, CAPCOG

Mr. May stated the grants have closed and all the applicants have expended the funds. He said Bastrop County returned some of the funding. It was an unusual year due to the pandemic and we had extra funding that we were able use to reimburse for HHW and community collection events overages. Caldwell County received an extra \$1,384; Burnet County received an extra \$1,109; Llano County received an extra

\$11,700; Fayette County received \$1,640; Blanco County received an extra \$1,384; the City of Lockhart received an extra \$3,489; and the city of Granite Shoals and Bastrop County did not qualify for any additional funds. CAPCOG also held a 40-hour Hazwoper training and it was successful. Staff have begun tallying the numbers for the final report to TCEQ and will report back to the SWAC at the next meeting.

4. CAPCOG Closed Landfill Inventory Updates

Ken May, CAPCOG

Mr. May stated CAPCOG's GIS program was able to update are closed landfill inventory to make it far more user friendly. Users can now zoom into a particular location, click on a particular facility, and find more information about that that location or provide more information on that closed or abandoned landfill. He then referred to the closed landfill interactive map located on CAPCOG's webpage at <https://regional-open-data-capcog.opendata.arcgis.com/pages/maps-data>.

5. CAPCOG Regional Solid Waste Management Plan Stakeholder Public Meeting Update

Matthew Holderread, CAPCOG

Mr. May stated that Matt Holderread tendered his resignation and his last day will be on Monday. He then stated public notices were posted in the region's newspapers about the Regional Solid Waste Management Plan Stakeholder Public Meeting held on September 17 but unfortunately no one showed up for the public meeting. The only comment received was from Woody Raines, who was an engineer with the TNRCC who moved to TxDOT as a sustainability manager and finished his career with the city of Austin Resource Recovery. Mr. May explained that he has not had the chance to review his comments yet.

6. Approval of CAPCOG Regional Solid Waste Management Plan Volume II and Volume I

Matthew Holderread, CAPCOG

Mr. May thanked the subcommittee members for their assistance in updating the Regional Solid Waste Management Plan Volume II and Volume I. Mr. May referred to a chart he presented which from the results of our needs analysis survey that we sent out in 2017-2018. The local governments indicated what their priorities or what they want the region's priorities to be for solid waste grant funding. The six priorities identified include community clean up events, HHW disposal options, illegal dumping, recycling services, solid waste services, and used tires. Recycling services and solid waste services came in as the highest ranked priority from the survey followed by community clean up events, household hazardous waste disposal options, illegal dumping and tires. Today we need to prioritize and align the goals and approve the draft plan. Mr. Lantrip motioned to prioritize the goals in the following order: community cleanup, HHW, illegal dumping and used tires, recycling services and solid waste services and to approve the plan. Mr. McHale seconded the motion. The motion passed with an abstention from Jack Ranney and a nay from Commissioner Matthijetz.

7. CAPCOG FY 2022-2023 Solid Waste Program Application and Timelines Discussion – Ken May, CAPCOG

Mr. May referred to the timeline he presented and discussed the following key dates.

- 9/17/2021: RSWMP Public Meeting
- 9/24/2021: SWAC Meeting
- 9/24/2021: Draft RSWMP Update to Betty Voights
- 10/13/2021: CAPCOG Executive Committee review of the draft RSWMP Update - tentative
- 11/1/2021: RFA Posting
- 12/10/2021: SWAC Meeting - tentative

Attachment IV - Required Approvals

- 1/2022: Deadline for FY 2022-2023 COG application submittal to TCEQ
- 1/2022: Deadline for RSWMP Update to TCEQ
- 1/3/2022: RFA Closes - tentative
- 1/21/2022: SWAC Meeting to Score and Rank Applications (Applicants must be present) - tentative
- \$331,608.00 budget per FY (Increase of \$7,772.00 over FY 20/21)

Milestone	2022-2023
SWAC Meeting on CAPCOG Application/RFA/RSWMP Update	9/24/2021
Application Due Betty for Exec. Committee	10/13/2021 or 11/10/2021 or 12/8/2021
RFA Posted	11/1/2021
*Exec. Committee Approval of Application	10/13/2021 or 11/10/2021 or 12/8/2021
Application Submitted to TCEQ	(Due TCEQ by 1/2022)
TCEQ Approval of Application	Pending
Grant Writing Workshop #1	November
Grant Writing Workshop #2	December
Applications Due to CAPCOG	1/7/2022
Post Applications for Private Industry Review & Send Email Notice	(must be at least 12 days prior to SWAC meeting)
Due Date for Private Industry Objections	(5 business days before SWAC meeting)
SWAC Scoring Committee Meeting	1/14/2022 or 1/21/2022
Grant Scoring/Ranking Submitted to Exec.	After Exec Approval
*Exec. Committee Approval of IPS Applications	2/9/2022 or 3/9/2022
TCEQ Approval of IPS Applications	TBD
Mandatory Grant Management Workshop	TBD
Target Dates for First FY Contracts (8 months)	4/1/2022 – 12/1/2022
Target Dates for Second FY Contracts (8 months)	9/1/2022 – 4/30/2023
End of biennium	8/31/2023

8. Adjournment

Mr. May stated the State of Texas Alliance for Recycling (STAR) will be hosting their 23rd Annual Summit virtually from October 4, 2021 through October 6, 2021. He also said the Texas Commission on Environmental Quality recently released the much-anticipated Recycling Market Development Plan and that he would send a link to the PDF to the committee.

Commissioner Raschke adjourned the meeting at 10:56 a.m.

Judge Paul Pape, Bastrop County, **Chair**
Mayor Brandt Rydell, City of Taylor, **First Vice Chair**
Judge James Oakley, Burnet County, **Second Vice Chair**
Mayor Lew White, City of Lockhart, **Secretary**
Judge Ron Cunningham, Llano County, **Parliamentarian**
Mayor Jane Hughson, City of San Marcos, **Immediate Past Chair**
Council Member Mackenzie Kelly, City of Austin
Mayor Pro Tem Lyle Nelson, City of Bastrop
Council Member Kevin Hight, City of Bee Cave
Judge Brett Bray, Blanco County
Commissioner Joe Don Dockery, Burnet County
Judge Hoppy Haden, Caldwell County
Judge Joe Weber, Fayette County

Mayor Pro Tem Kevin Pitts, City of Georgetown
Commissioner Debbie Ingalsbe, Hays County
Mayor Christine Sederquist, City of Leander
Commissioner Steven Knobloch, Lee County
Council Member Matthew Baker, City of Round Rock
Council Member Janice Bruno, City of Smithville
Commissioner Ann Howard, Travis County
Commissioner Brigid Shea, Travis County
Commissioner Russ Boles, Williamson County
Commissioner Cynthia Long, Williamson County
Representative John Cyrier
Representative Celia Israel
Representative Terry Wilson
Representative Erin Zwiener

1. **Call to Order and Opening remarks by the Chair**
2. **Consider Approving Minutes for the November 10, 2021 Executive Committee Meeting**
3. **Consider Adopting a Resolution Admitting Northtown Municipal Utility District (MUD) as an Associate Member of the Capital Area Council of Governments**
Mason Canales, Member Services Coordinator
4. **Consider Adopting the 2022 CAPCOG Homeland Security Strategic Plan - Implementation Plan**
Martin Ritchey, Director of Homeland Security
5. **Consider Awarding Air Quality Monitoring Contract**
Andrew Hoekzema, Director of Regional Planning and Services
6. **Consider Approving CAPCOG Regional Criminal Justice Advisory Committee Bylaws**
Ken May, Regional Program Manager
Shelly Hargrove, Director of Community and Economic Development
7. **Consider Approving Plan Year 2023 CAPCOG Regional Criminal Justice Policy Statement for the Criminal Justice Advisory Committee**
Ken May, Regional Program Manager
Shelly Hargrove, Director of Community and Economic Development
8. **Consider Approving CAPCOG 20-Year Solid Waste Management Plan Update and Adopting a Resolution Authorizing the Submittal of the Regional Solid Waste Management Plan and Closed Landfill Inventory to Comply with Requirement of the Texas Commission on Environmental Quality**
Ken May, Regional Program Manager
Shelly Hargrove, Director of Community and Economic Development

9. Consider Approving Appointments to Advisory Committees
Deborah Brea, Executive Assistant

10. Staff Reports
Betty Voights, Executive Director

11. Adjourn



BASTROP BLANCO BURNET CALDWELL FAYETTE HAYS LEE LLANO TRAVIS WILLIAMSON

MEMORANDUM
November 18, 2021

TO: CAPCOG Executive Committee

FROM: Ken May, Regional Programs Manager

RE: Regional Solid Waste Management Plan Update Summary

Planning for the Regional Solid Waste Management Plan (RSWMP) update was initiated in the Spring of 2018 with the formation of a subcommittee of the Solid Waste Advisory Committee (SWAC) to help steer CAPCOG staff in development of the data necessary to create the update. Special appreciation goes out to the subcommittee for their hard work and direction which consisted of the following volunteers: Paul Granberg, Blanco County Commissioner; Rachel Herring, Keep Texas Beautiful Program Director; Jack Ranney, Clean Earth Inc. Project Manager; Adam Gregory, Texas Disposal Systems; Emily Ackland, Travis County Environmental Program Manager; Steve Shannon, Waste Connections; Tom Muras, Fayette County Commissioner; and, Lynn Lantrip, Solid Waste Specialists (private consultant) and Williamson County SWAC Representative.

Work began with the development of a questionnaire for counties, municipalities, and solid waste facilities in the ten-county region. This questionnaire was sent to 66 cities, ten counties, and local solid waste service providers. The questionnaire solicited input on solid waste concerns, residential collection, recycling and composting, solid waste management costs, and publicly operated facilities. The final response rate was ~76%.

Items of interest include:

- 61% reported problems with illegal dumping, but only 11% reported having an environmental enforcement program.
- Only 4 municipalities provide their own municipal collection while 92% surveyed contract their municipal collection to private haulers.
- 38 cities surveyed report provision for single family curbside recycling collection with plastic bags and Styrofoam being most frequently identified as not accepted.
- For brush and organics recovery, 28 cities have residential curbside collection, and four counties provide drop-off locations, while only 3 cities have residential curbside food/organic collection.
- 16 cities and 2 counties process the brush or food/organics into mulch or compost.

Attachment IV - Required Approvals

- 30 cities and 4 counties offer bulky waste curbside collection or drop-off points.
- 30 cities and 7 counties reported hosting community collection or clean-up events.
- The average monthly rate paid by a single-family household for curbside collection ranged between \$15.90 to \$90, with an average rate of \$26.25 and a median rate of \$20.43.
- 4 cities operate a permanent Household Hazardous Waste (HHW) Facility, and 6 counties have access for their citizens to drop off HHW at either a city or county facility.

The main takeaways were:

- Need for more Community Collection Events, illegal dumping, and access to recycling and solid waste services.
- Only 9 % of CAPCOG's cities offer curbside food/organic collection while food/organics comprise 15% of the national waste stream.
- Blanco, Caldwell, Llano, and Williamson Counties do not have access to HHW disposal.
- CAPCOG's disposal rate is currently 6.02 lbs per person per day while the Statewide disposal rate is 6.83 lbs per person per day.
- Per recent studies, the State's recycling rate is currently ~25%, up from ~23% in 2017.

The RSWMP Update resulted in a revision to the priority ranking of the goals and objectives for funding under the Regional Solid Waste Grants Program. The newly recommended priority of goals is:

1. Promote community clean-up events to provide citizens with an alternative to illegal dumping.
2. Encourage a Household Hazardous Waste collection and diversion program.
3. Continue and enhance current illegal dumping enforcement programs.
4. Explore alternatives to dealing with the disposal of special wastes.
5. Promote public education on integrated solid waste management.
6. Encourage effective and efficient management and operation of recycling services.
7. Encourage the proper management and disposal of municipal solid waste.
8. Promote reduction in the disposal of yard waste and encourage recycling.
9. Determine whether access to and the availability of legal disposal options in the CAPCOG region are adequate.
10. Promote administrative structures to ensure some measure of local control in the siting, expansion, and operation of Municipal Solid Waste facilities.
11. Promote incentives for recycling activities and increased recycling participation rates across the region.
12. Reduce the amount of municipal solid waste generated and disposed of within the region.
13. Increase the CAPCOG region recycling rate.
14. Provide permanent household hazardous waste collection facilities throughout the region.
15. Use the Plan Conformance/Facility Application Review process and provisions of 363.066, Health & Safety Code to address land use compatibility and other local issues to avoid if possible, or minimize if avoidance is not possible, adverse impacts from municipal solid waste facilities on human health and the environment.

If you should question or comments on this RSWMP Update please do not hesitate to contact Ken May, Kmay@capcog.org, or (512) 916-6040.

Present (22)

Judge Paul Pape, Bastrop County, **Chair**
Mayor Brandt Rydell, City of Taylor, **1st Vice Chair**
Judge James Oakley, Burnet County, **2nd Vice Chair**
Mayor Lew White, City of Lockhart, **Secretary**
Judge Ron Cunningham, Llano County, **Parliamentarian**
Mayor Jane Hughson, City of San Marcos, **Immediate Past Chair**
Council Member Mackenzie Kelly, City of Austin
Mayor Pro Tem Lyle Nelson, City of Bastrop
Council Member Kevin Hight, City of Bee Cave
Judge Brett Bray, Blanco County
Commissioner Joe Don Dockery, Burnet County

Judge Joe Weber, Fayette County
Mayor Pro Tem Kevin Pitts, City of Georgetown
Commissioner Debbie Ingalsbe, Hays County
Mayor Christine Sederquist, City of Leander
Commissioner Steven Knobloch, Lee County
Council Member Matthew Baker, City of Round Rock
Council Member Janice Bruno, City of Smithville
Commissioner Ann Howard, Travis County
Commissioner Brigid Shea, Travis County
Commissioner Russ Boles, Williamson County
Commissioner Cynthia Long, Williamson County

Absent (6)

Judge Hoppy Haden, Caldwell County
Mr. Mike Heath, City of Pflugerville
Representative John Cyrier

Representative Celia Israel
Representative Terry Wilson
Representative Erin Zwiener

1. Call to Order and Opening remarks by the Chair

Judge Pape called the meeting to order at 10:02 a.m. He thanked everyone for their year of service and led the pledges of allegiance.

2. Consider Approving Minutes for the November 10, 2021 Executive Committee Meeting

Judge Pape asked for a vote on the minutes. Commissioner Ingalsbe made a motion to approve the minutes for the Nov. 10, 2021 Executive Committee meeting. Mayor Lew White seconded the motion. It passed unanimously.

3. Consider Adopting a Resolution Admitting Northtown Municipal Utility District (MUD) as an Associate Member of the Capital Area Council of Governments

Mason Canales, Member Services Coordinator

Mr. Canales said Northtown MUD contacted CAPCOG to join the COG as an associate member. He noted the MUD had completed all the steps to make the request to join CAPCOG which included submitting a resolution for the organization and paying its first annual membership dues.

Judge Pape asked Ms. Voights if it was common for entities to request to join the COG. Ms. Voights said CAPCOG does get request from time to time, and normally they are from newly formed cities. Mayor Hughson made a motion to admit the Northtown MUD into CAPCOG as an associate member. Commissioner Ingalsbe seconded the motion. The motion passed unanimously.

4. Consider Adopting the 2022 CAPCOG Homeland Security Strategic Plan - Implementation Plan
Martin Ritchey, Director of Homeland Security

Mr. Ritchey reviewed changes to CAPCOG Homeland Security Strategic Plan — Implementation Plan from

the 2021 to 2022. He noted it retained the same five goals, but 9 objectives were broken into 17. Other changes included adding cybersecurity and violent domestic terrorism as part of the investment areas, updating census data, and supplying contact information for organizations that participated in creating the plan. He said the plan covers the core capabilities of the Threat and Hazard Identification and Risk Assessment.

Mayor Sederquist made the motion to adopt the 2022 CAPCOG Homeland Security Strategic Plan – Implementation Plan. Commissioner Dockery seconded the motion.

Council Member Bruno asked how the school districts were selected to participate. Mr. Ritchey said the Education Service Center-Region 13 helped solicit school districts to voluntarily participate. Ms. Voights asked how the plan helps determine grant allocation recommendations. Mr. Ritchey said grantees will take use the plan to describe how their projects match the threat, hazards and implementation measures in the plans. Judge Pape asked if there was good participation in stakeholder meetings. Mr. Ritchey said all the CAPCOG Homeland Security Task Force subcommittees, CATRAC, ARIC and other stakeholders participated in drafting the plan.

Commissioner Long requested to update the motion to correct a spelling error in the plan before Judge Pape called for a final vote. The motion passed unanimously.

5. Consider Awarding Air Quality Monitoring Contract

Andrew Hoekzema, Director of Regional Planning and Services

Mr. Hoekzema asked the Executive Committee to approve an air quality monitoring contract for Weston Solution Inc. to maintain eight monitoring stations and provide checks on particulate matter monitoring equipment. He noted there is at least one station located in each of the metropolitan counties, and that the monitors, which are not regulatory monitors, help CAPCOG get a fuller picture of the region's air quality. Mr. Hoekzema said CAPCOG has worked with Weston for three years, and this contract costs less than its previous contracts. He also said the contract has an option to add two additional monitors if CAPCOG chooses and noted those additions may occur in Hays and Williamson counties.

Judge Oakley made a motion to approve the contract. Commissioner Ingalsbe seconded the motion before asking how the future sites would be selected. Mr. Hoekzema said there are some monitoring gaps near medium sized cities in the region where there may be some bad Ozone days. He also said tentative locations were in the Buda/Kyle area and either the Leander/Liberty Hill area or the Taylor area.

Council Member Matt Baker said the Texas Commission on Environmental Quality was in favor of having additional monitors in the region.

Judge Pape called for a vote. The motion passed unanimously.

6. Consider Approving CAPCOG Regional Criminal Justice Advisory Committee (CJAC) Bylaws

Ken May, Regional Program Manager

Shelly Hargrove, Director of Community and Economic Development

Mr. May noted that the Executive Committee had requested several changes to the Criminal Justice Advisory Committee Bylaws to address process issues on evaluating grant prioritization and conflict of interest issues. The changes included requiring members and alternates to attend orientations within 3 months of appointment, members and alternates must sign a conflict-of-interest form, alternates must be appointed 60 days before the scoring meeting, alternates may only participate in the scoring meetings in place of their appointed member, members can't present their agency's application, and members with a conflict must leave the room or logoff a virtual meeting during scoring.

Judge Pape asked if members could attend virtually. Mr. May said the CJAC was meeting in-person, and the virtual meeting language was contingency if the committee was forced to meet virtually.

Council Member Bruno made a motion to approve the bylaw changes. Mayor Hughson seconded the

motion.

Commissioner Howard asked if the Criminal Justice Advisory Committee would be able to manage the volume of applications. Ms. Voights said CAPCOG asked the committee if subcommittees would help facilitate grant reviews, but the committee members felt strongly that all applications should be reviewed by the full committee.

Judge Pape called for a vote. It the motion passed unanimously.

7. Consider Approving Plan Year 2023 CAPCOG Regional Criminal Justice Policy Statement for the Criminal Justice Advisory Committee

Ken May, Regional Program Manager

Shelly Hargrove, Director of Community and Economic Development

Mr. May explained that the policy statement must be amended with amendments to the bylaws then noted several changes. The committee will not review the Sexual Assault Forensic Exam, Ready Facilities Program this year, so it was removed from the statement. He also noted the Office of the Governor requested that the CJAC score but not rank the Residential and Community-Based Services for Victims of Commercial Sexual Exploitation Program applications and that its scoring will not be reviewed by the Executive Committee.

Judge Pape asked why the Office of Governor had made these changes then discussed the difference between scoring and ranking. Mr. May said the process was the same last year and he would report to the board the scores from the review process.

Mayor White made a motion to approve the Plan Year 2023 CAPCOG Regional Criminal Justice Policy Statement. Commissioner Long seconded the motion. The motion passed unanimously.

8. Consider Approving CAPCOG 20-Year Solid Waste Management Plan Update and Adopting a Resolution Authorizing the Submittal of the Regional Solid Waste Management Plan and Closed Landfill Inventory to Comply with Requirement of the Texas Commission on Environmental Quality

Ken May, Regional Program Manager

Shelly Hargrove, Director of Community and Economic Development

Mr. May explained CAPCOG's process for updating the 22-year plan which included creating a Solid Waste Advisory Committee sub-committee, completing TCEQs required forms and questionnaires, and compiling data about the region. He said the TCEQ had not required a plan be drafted this time but several COGS, that used a consultant, completed a plan and CAPCOG plans to also do so in addition to submitting the required information attached for the TCEQ deadline.

Ms. Voights noted the priorities help determine how to spend grant funding. Mr. May stated there were changes in the order of the goals and objectives; they now prioritize community collection events over household hazardous waste, and illegal dumping enforcement and exploring alternatives to deal with scrap tires moved higher up the priority list.

Judge Cunningham made a motion to submit the Regional Solid Waste Management Plan Update and Closed Landfill Inventory. Commissioner Dockery seconded the motion. Judge Pape said the plan is important for dealing with conformance reviews and the TCEQ. Commissioner Long mentioned local siting ordinances also are very valuable and urged counties without one to create one. Judge Pape called for a vote. The motion passed unanimously.

9. Consider Approving Appointments to Advisory Committees

Deborah Brea, Executive Assistant

Commissioner Long made a motion to appoint Rachel Arnold as a Williamson County alternate for Kathy Pierce to Criminal Justice Advisory Committee. Mayor Hughson made a motion to approve the appointment. Commissioner Boles seconded. The motion passed unanimously.

10. Staff Reports

Betty Voights, Executive Director

Commissioner Shea asked for an update about the RNS (Warn Central Texas). Mr. Ritchey provided an update stating there are 2.75 million contact numbers in the RNS to include 9-1-1 database, self-registrations, and vendor aggregated phone numbers. Commissioner Howard asked if there was a disconnect between how communities can access using the tool. Mr. Ritchey noted Public Safety Answering Points, or Emergency Call Centers, are well versed in using the tool. He mentioned there can be a delay from other government response teams as they wait for approvals. He also noted smaller communities who don't have emergency management coordinators (EMCs) should know to work with their county EMCs.

Council Member Mackenzie Kelly thanked the Homeland Security Division for sharing information with her during the February 2021 winter storm, stating it was valuable for informing residents about the disaster.

Mayor Hughson said staff could present at TML to educate more communities, especially the smaller ones, about the RNS and how it can and should be used. Mr. Ritchey said he would be happy to speak on the subject anywhere.

11. Adjourn

Judge Pape adjourned the meeting at 11:12 a.m.

Mayor Lew White, Secretary
Executive Committee
Capital Area Council of Governments

Date

RESOLUTION

**AUTHORIZING THE SUBMITTAL OF THE REGIONAL SOLID WASTE
MANAGEMENT PLAN AND CLOSED LANDFILL INVENTORY TO COMPLY WITH
REQUIREMENTS OF THE TEXAS COMMISSION ON ENVIRONMENTAL QUALITY**

WHEREAS, the Capital Area Council of Governments is directed by the Texas Commission on Environmental Quality to complete a regional plan following 30 TAC chapter 330 regulations and an inventory of closed and abandoned municipal solid waste landfills; and,

WHEREAS, the Regional Solid Waste Management Plan and Closed Landfill Inventory were presented to the public for review and comment, and have been approved by the Capital Area Council of Governments' Solid Waste Advisory Committee; and,

WHEREAS, the Regional Solid Waste Management Plan and Closed Landfill Inventory have been reviewed by the Capital Area Council of Governments and have been prepared for submission to the Texas Commission on Environmental Quality, for approval; and,

THEREFORE, BE IT RESOLVED, that the Executive Committee of the Capital Area Council of Governments hereby approves and authorizes submission of the Regional Solid Waste Management Plan and Closed Landfill Inventory to the Texas Commission on Environmental Quality.

Resolution adopted by the Capital Area Council of Governments Executive Committee on this 8th day of December 2021.



Judge Paul Pape, Chair
Executive Committee
Capital Area Council of Governments



Mayor Lew White, Secretary
Executive Committee
Capital Area Council of Governments

Regional Solid Waste Management Plan – Stakeholder Comments Received

Woody Raine
wwraine@gmail.com
512-773-5808

Received 9/23/2021

1. Section III. Plan Content, II.A. Demographic Information:

Comment: I'm curious how these Growth Rates were determined. Would sensitivity analysis be appropriate here to determine the impacts of faster or slower growth?

Response: The initial Disposal and Recycling Rates came from the Burns McDonnell "Study on the Economic Impacts of Recycling" released in 2017. The SWAC Subcommittee elected to go with a straight-line Disposal and Recycling Rate identified in the study to calculate rates over time.

2. Section III. Plan Content, Table III.A.II. Commercial Waste Generation

Comment: As the author knows, this and subsequent sections of this table repeat much of the same text. Replacing repeated text with references to previous descriptions would add brevity and readability, any new information that is added would stand out more.

Response: That is keen insight Woody. However, our direction from TCEQ was to wholly answer each section of the formed document for those wanting to not have to read the entire document, rather to facilitate quick review in a section-by-section format. We will consider your recommendation for future updates.

3. Section III. III.B. Estimates of Current and Future Solid Waste Amounts by Type

Comment: Although this may be a TCEQ imposed table strictly looking forward, adding data from 5 and 10 years back would help explain trend lines. In addition, graphing the values for the larger quantity Waste Types would further illustrate how the Waste Types compare.

Response: Personally, it was my hope to include the data from the previous plan. However, the SWAC Subcommittee elected to not include historical data. Their decision was based upon existing data gaps or lack of some historical data, to cut down on the amount of data in the plan, and to help display the projections better. We will consider the benefit of implanting the historical data with our next update.

4. Section III. III.C. Description of Current and Planned Solid Waste Management Activities

Comment: Which ones?

Response: This information is contained in Attachment III.C.I. Survey Response Analysis_City.xlsx. The municipalities were asked “Has your city completed a waste characterization study in the past (5) years?” Answer: City of Buda and City of Austin. 34 cities answered the question out of 66 surveyed. The following cities report having a SWM Plan: City of San Marcos; City of Georgetown; City of Austin; City of Cedar Park; City of Cottonwood Springs; City of Jonestown; City of Lockhart; and City of Point Venture. 29 municipalities responded.

5. Section III. III.C. Description of Current and Planned Solid Waste Management Activities. Table III.C.I. Current Solid Waste Management Activities in the Region

Comment: Consider adding some benchmark information such as: What are the populations of the cities that ask residents to separate recyclables; what fractions of the total number of cities do they represent; what fraction of the total population do they represent? Similar questions for cities asking businesses to separate recyclables; cities asking residents to separate yard trimmings, or other compostable materials. [As I read further, I see that some of these questions are addressed in part later in the table.]

Response: Most of the data displayed in this table comes from one of our community surveys, see Attachment III.C.I. Survey Response Analysis_City.xlsx

6. Section III. III.C. Description of Current and Planned Solid Waste Management Activities. Table III.C.I. Current Solid Waste Management Activities in the Region, page 16 of 18

Comment: Typo?

Response: Yes, “... residents us:...” should be “...residents use:...” and this has been corrected. Thank you!

7. Section III. III.C. Description of Current and Planned Solid Waste Management Activities. Table III.C.I. Current Solid Waste Management Activities in the Region, page 17 of 18, Processing/Treatment.

Comment: What types of waste - recyclables, compostable materials, construction debris, sludge? This would be a great graph.

Response: This data is from the TCEQ’s AS-187 and does not specify types of waste.

8. Section III. III.C. Description of Current and Planned Solid Waste Management Activities. Table III.C.I. Current Solid Waste Management Activities in the Region, page 17 of 18, Resource Recovery.

Comment: There seems to be some redundancy between this section and previous ones on collecting or accepting recyclables or compostables. Instead, does this term actually refer to waste-to-energy rather than material recovery, which is addressed in Table III.C.II?

Response: Resource Recovery is defined in Title 30 Texas Administrative Code, Chapter 330, 330.3. Definitions, as (128) the recovery of material or energy from solid waste. However, in this report, the meaning is a strict recovery of material, as there are no landfills in the CAPCOG region collecting energy from their landfill.

9. **Section III. III.C. Description of Current and Planned Solid Waste Management Activities. Table III.C.I. Current Solid Waste Management Activities in the Region, page 17 of 18, Resource Recovery.**

Comment: Which ones?

Response: City of Austin, City of San Marcos, City of Sunset Valley, and City of Georgetown each include some sort of organic/food waste collections.

10. **Section III. III.C. Description of Current and Planned Solid Waste Management Activities. Table III.C.I. Current Solid Waste Management Activities in the Region, page 18 of 18, Disposal of Solid Waste.**

Comment: This data would be interesting on a graph showing perhaps population vs. monthly rate or instead a map or simply a table with the cities listed in order of monthly rate.

Response: Thank you for your recommendation. Culling this data out and making graphics of it can be done via the data collected in the surveys. However, our private industry representatives serving on the subcommittee were hotly against us even collecting this data as they consider this information private information and did not want this data elaborated about in this report due to contracting conflicts that may arise if/when released.

11. **Section III. III.C. Description of Current and Planned Solid Waste Management Activities. Table III.C.I. Current Solid Waste Management Activities in the Region, page 28.**

Comment: Why not list these facilities and their remaining useful lives?

Response: Because the document is a formatted questionnaire provided by the TCEQ. That data would need to be included as a map later in the report and it would lose explanation or get lost in a stand-alone presentation. That data is contained in Attachment III.B. Landfill Data – Capacity 2011 – 2019, in conglomerate format. The best location to view the data referenced is in the TCEQ's AS-187.

12. **Section III. III.J. Planning Areas and Agencies with Common Solid Waste Management Concerns that Could be Addressed Through Joint Action. Table III.J.I. Planning area and Agencies with Common Solid Waste Management Concerns, page 18 of 18, Disposal of Solid Waste.**

Comment: Perhaps Pay As You Throw belongs on this list instead.

Response: Pay as you throw is listed in Table III.K.I. Incentives and Barriers for Source Reduction and Waste Minimization, and Resource Recovery. It could be added here as well though. Thank you.

13. **Section III. III.J. Planning Areas and Agencies with Common Solid Waste Management Concerns that Could be Addressed Through Joint Action. Table III.J.I. Planning area and Agencies with Common Solid Waste Management Concerns, page 28, Disposal of Solid Waste.**

Comment: Is increasing Reuse another concern? If so, the list of organizations is very long but to name a few nonprofits: Goodwill, Habitat ReStore, Austin Creative Reuse, Austin Yellow Bike Project, and the dozens of thrift stores.

Response: Noted and added to the list. Thank you.

14. **Section III. III.J. Planning Areas and Agencies with Common Solid Waste Management Concerns that Could be Addressed Through Joint Action. Table III.J.I. Planning area and Agencies with Common Solid Waste Management Concerns, page 30, Solid Waste Services**
Comment: Is Ecology Action still active in the world of waste?
Response: Yes. You can contact them at <https://ecoact.org/>
15. **Section III. III.J. Planning Areas and Agencies with Common Solid Waste Management Concerns that Could be Addressed Through Joint Action. Table III.J.I. Planning area and Agencies with Common Solid Waste Management Concerns, page 30, Used Tires**
Comment: I believe TCEQ differentiates between Used Tires, which have not entered the waste stream yet, and Scrap Tires, which are waste. Another agency that consumes a significant quantity of tire rubber is TxDOT.
Response: Noted and updated. Thank you!
16. **Section III. III. K. Identification of Incentives and Barriers for Source Reduction and Waste Minimization, and Resource Recovery, Including Identification of Potential Markets. Table III.K.I. Incentives and Barriers for Source Reduction and Waste Minimization, and Resource Recovery. Source Reduction and Waste Minimization.**
Comment: yay! PAYT! I'm not clear why PAYT is here and not earlier.
Response: PAYT is seen as an incentives program by the SWAC Subcommittee.
17. **Section III. III. K. Identification of Incentives and Barriers for Source Reduction and Waste Minimization, and Resource Recovery, Including Identification of Potential Markets. Table III.K.I. Incentives and Barriers for Source Reduction and Waste Minimization, and Resource Recovery. Source Reduction and Waste Minimization. Page 32.**
Comment: missing word: from I suggest changing the phrase "used tires" to "tire scraps" because the tire rubber added to either chip seals or asphalt pavement could be either ground scrap tires or buffing's from recapping tires.
Response: Updated, thank you!
18. **Section III. III.L. Regional Goals and Objectives, Including Waste Reduction Goals. Table III.L.I. Regional Goals and Objectives. Goal #5. Page 34.**
Comment: Would this fit in here: Encourage co-location of recycling drop-off centers with convenience centers or transfer stations, particularly in rural counties and small communities (e.g. Fayette County Recycling and Composting Facility or Lone Star Transfer Station).
Response: The Subcommittee's intent is to lead local governments to meet the needs of their communities without dictating the means of doing so.
19. **Section III. III.L. Regional Goals and Objectives, Including Waste Reduction Goals. Table III.L.I. Regional Goals and Objectives. Goal #8.A. Page 35.**
Comment: Does this mean separate collection?
Response: Not necessarily, it is an open-ended recommendation left up to the local government.